

TABLED DOCUMENT

ORDINARY COUNCIL MEETING 8 APRIL 2025



PORT STEPHENS
C O U N C I L

ITEM NO. 2 INFORMATION PAPER 2024 NSW LOCAL GOVERNMENT ELECTIONS REPORTS

NSW Local Government Elections Report – Part 1
NSW Local Government Elections Report – Part 2

Report on the administration of the

2024 NSW Local Government elections

Part one



The NSW Electoral Commission acknowledges the Traditional Owners of Country throughout New South Wales and their continuing connection to land, water and community. Our head office is located on Gadigal land. We pay our respects to Elders past and present.

© 2025. This publication is copyright.

No part of this report may be reproduced by any process, except in accordance with the *Copyright Act 1968*. Please address all enquiries to the NSW Electoral Commission, GPO Box 832, Sydney NSW 2001

All tables and figures are sourced to NSW Electoral Commission unless stated otherwise.
This report was produced using internal resources. To reduce our environmental impact, this report can be downloaded from the NSW Electoral Commission's website at elections.nsw.gov.au

NSW Electoral Commission
231 Elizabeth St, Sydney NSW 2000 | GPO Box 832, Sydney NSW 2001
Monday-Friday, 9am-5pm
elections.nsw.gov.au

Contents

At a glance	6
About this report	7
About the NSW Electoral Commission and the NSW Electoral Commissioner	8
Foreword from the Electoral Commissioner.....	9
About the 2024 NSW Local Government elections.....	11
Legislative changes and their implementation	15
Summary of proposals for legislative change	18
Reviews and inquiries	23
Regulatory priorities.....	25
Election calendar	27
Funding and financial management	29
Election programme management	31
Collaboration with other public sector agencies.....	32
The electoral roll and enrolment	33
Misinformation and disinformation	36
Registration of political participants	38
Candidate and group nominations.....	43
Electoral material.....	46
Voting channels	48
Counting and results.....	54
Staffing the elections	65
Work health and safety.....	68
Venues	72
Ballot papers and supplies	76
Compliance and enforcement.....	77
Non-voter process	80
Education, information and engagement.....	81
Website	98
Countback elections	101
Election evaluation and customer research	103
Appendices	104
Glossary	118

List of tables

Table 1: Uncontested elections at the 2024 NSW Local Government elections	12
Table 2: Uncontested elections at the 2024 NSW Local Government elections (by-election required).....	13
Table 3: 2024 NSW Local Government elections timeline	27
Table 4: Forecast spend for the 2024 NSW Local Government elections.....	29
Table 5: 2024 NSW Local Government elections – Registrations received	39
Table 6: Political parties registered for the local government elections (at September 2024)	39
Table 7: Political parties registered for state elections (at September 2024).....	40
Table 8: Disclosures due for 2024-25 financial year (including the 2024 Local Government elections)	42
Table 9: Nomination – key dates	43
Table 10: Candidate nominations lodged for the 2024 NSW Local Government election	43
Table 11: Electoral material key dates	46
Table 12: Telephone assisted voting key dates for the 2024 NSW Local Government elections	49
Table 13: Key dates for postal voting for the 2024 NSW Local Government elections	49
Table 14: Postal vote application method used	50
Table 15: Postal vote applications rejected (by reason).....	50
Table 16: 2024 NSW Local Government elections returned postal vote breakdown*	51
Table 17: Postal votes rejected	51
Table 18: Declaration votes taken by type for the 2024 NSW Local Government elections.....	53
Table 19: Election night count schedule - Saturday, 14 September 2024.....	55
Table 20: Count schedule following election day - from Monday, 16 September 2024	56
Table 21: Ballot paper format informality analysis.....	60
Table 22: Recount requests for the 2024 NSW Local Government elections	62
Table 23: Temporary staff employed for the 2024 NSW Local Government elections (by role).....	65
Table 24: Staff diversity for the 2024 NSW Local Government elections.....	67
Table 25: Reported incidents by incident category	70
Table 26: Reported incidents resulting in injury by group.....	70
Table 27: Unique venue numbers by venue type for the 2024 NSW Local Government elections	72
Table 28: Unique venue accessibility summary by venue type	73
Table 29: Accessibility of school premises used for the 2024 NSW Local Government elections.....	73
Table 30: The number of councils serviced by each returning office	74
Table 31: Ballot paper summary – as printed for the 2024 NSW Local Government elections	76
Table 32: Matters regarding potential breaches relating to the Local Government Regulation	78
Table 33: Matters regarding potential breaches of the Electoral Funding Act	78
Table 34: Summary of penalty notice offences under Electoral Act 2017	79
Table 36: Communication channels for the 2024 NSW Local Government elections	81
Table 37: 2024 NSW Local Government elections voter awareness campaign results	82
Table 38: 2024 NSW Local Government elections 'Stop and consider' campaign results	83
Table 39: 2024 NSW Local Government elections political donations education campaign results	84

Table 40: 2024 NSW Local Government elections workforce recruitment campaign results	85
Table 41: Percentage of campaign spend, audience and channels for each campaign	85
Table 42: Media enquiries received (via email)* during the period 5 August to 3 October	86
Table 43: Candidate webinar topics and dates for the 2024 NSW Local Government elections	94
Table 44: Devices used to access information about the 2024 NSW Local Government elections	98
Table 45: NSW Electoral Commission website in language pages accessed (top five)	98
Table 46: The top-ranking medium and source for traffic to the website*	99
Table 47: Councils adopting countback elections after the 2024 NSW Local Government elections	101
Table 48: Councils not adopting countback elections	102
Table 49: Contests by council/ward for elections conducted by the NSW Electoral commission for the 2024 NSW Local Government elections	104
Table 50: Candidate demographics	113
Table 51: Languages spoken by election day polling place staff in addition to English	115

List of appendices

Appendix A: Contests by council/ward for elections conducted by the NSW Electoral commission for the 2024 NSW Local Government elections	104
Appendix B: Candidate demographics (self-identified on nomination form)	113
Appendix C: Languages spoken by election officials	115
Appendix D: 2024 Local Government elections statewide advertising campaign	116

At a glance



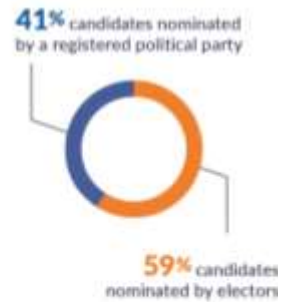
125
councils



3,888
candidates



1,230
councillor positions



249
councillor elections



35
mayor elections



2
polls



8
referendums



4,431,846
votes cast in
councillor elections



84.54%
NSW state-wide
participation rate



1,644
candidates
189
groups used *Funding
and Disclosure Online*



45
political parties
registered for the
elections



6.64%
average informality
(state-wide for councillor elections)



More than
22,000
election staff



2,099
polling places



317
pre-poll venues

About this report

Under section 393AA of the *Local Government (General) Regulation 2021*, after each ordinary election of councillors, the Electoral Commissioner must provide the Minister with a written report on the conduct of the election. This report is provided with respect to the 2024 NSW Local Government ordinary elections and is presented in two parts.

Part one provides an overview of the elections conducted by the NSW Electoral Commissioner on Saturday, 14 September 2024. It includes aggregated statistical information about the elections, information about voting methods, venues, staffing and funding. It also describes the impact of recent changes to the legislation that governs the conduct of local government elections in New South Wales.

Part one also summarises the integrity and enforcement activities of the Electoral Commission in relation to the conduct of participants in the elections. This work includes the registration of candidates, groups, and third-party campaigners for campaign finance regulation purposes; compliance operations undertaken during the elections; investigating allegations of breaches of electoral law; and any legal proceedings commenced to date in relation to the elections.

Part one also includes recommendations by the Electoral Commissioner for legislative reform around the conduct of local government elections.

Part two provides information about each individual local council election, including candidates, results (of councillor, mayoral, referendum and poll contests as applicable to each council), the breakdown of votes by vote type for councillor elections, as well as staffing and venue numbers by council.

This report is supplemented by the outcomes of independent research, which measured and evaluated the level of the satisfaction of election stakeholders (electors and political participants) with the NSW Electoral Commissioner's conduct of the 2024 Local Government elections.

About the NSW Electoral Commission and the NSW Electoral Commissioner

The NSW Electoral Commission is constituted as a three-member independent statutory authority under the *Electoral Act 2017*. The three-member statutory body has functions under the *Electoral Act 2017*, *Electoral Funding Act 2018*, the *Local Government Act 1993* and the *Lobbying of Government Officials Act 2011* and is responsible for enforcing electoral, funding and disclosure, and lobbying laws.

Under the Electoral Funding Act, the three-member Electoral Commission has the function of administering the election funding, expenditure and disclosure scheme, including registering electoral participants for the purposes of that scheme. It also investigates and enforces breaches of electoral legislation in relation to both electoral funding and the conduct of elections, including elections held under the Local Government Act. Under the Lobbying of Government Officials Act, the Electoral Commission has the function of maintaining the Register of Third-Party Lobbyists and Lobbyists Watch List, and the enforcement of obligations relating to lobbying.

The Electoral Commissioner for New South Wales is a member of the NSW Electoral Commission and conducts state elections and by-elections for the NSW Parliament; local government elections and council by-elections and countbacks (if engaged to do so), NSW Aboriginal Land Council elections and elections for registered clubs, statutory boards and State-registered industrial organisations (if engaged to do so).

Under the Electoral Act, the Local Government Act and other New South Wales laws, the Electoral Commissioner has the function of registering political parties, conducting elections and, in conjunction with the Australian Electoral Commission, maintaining the Electoral Information Register of enrolled electors for New South Wales.

The Electoral Commissioner is also the head of the Public Service staff agency (also known as the NSW Electoral Commission). The staff agency supports the Electoral Commission and Electoral Commissioner in exercising their distinct but complementary statutory functions for delivering elections and regulating participation in the political process. The staff agency is a "separate agency" under Part 3 of Schedule 1 of the *Government Sector Employment Act 2013*.

The three-member NSW Electoral Commission provides advice to the Electoral Commissioner when requested but cannot direct the staff agency or the conduct of elections or matters relating to the electoral roll. The Electoral Commissioner, in her capacity as head of the staff agency, is responsible for its day-to-day management, including financial management and is the accountable authority.

The Electoral Commission and the Electoral Commissioner, as applicable, provide processes and guidance to assist political participants (including candidates, parties, elected members, political donors, third-party campaigners, associated entities and lobbyists) and electors to comply with their obligations, and engage with the public to make it easier for people to understand and participate in the democratic process.

The NSW Electoral Commission's staff work across four divisions: Elections; Information Services; Funding, Disclosure, Compliance and General Counsel; and Corporate. References to the NSW Electoral Commission in this report may be to either the three-member statutory body or the public service staff agency, as the context requires.

Foreword from the Electoral Commissioner

As is required by section 393AA of the *Local Government (General) Regulation 2021*, I am pleased to present this report on the conduct of the 2024 NSW Local Government elections to the Minister for Local Government, the Hon Ron Hoenig, MP.

The 2024 NSW Local Government elections were administered by the then Acting Electoral Commissioner Dr Matthew Phillips and regulated by the NSW Electoral Commission, with the support of NSW Electoral Commission staff. The year 2024 was a year in which more people voted around the world than in any previous year and the importance of trusted election administrators was a common topic. In 2024, 5,242,086 electors (the number of enrolled electors in contested councils/wards) and 3,888 candidates in New South Wales were once again fortunate to be able to participate in a system of local democracy administered and regulated by an independent, expert and impartial electoral commission.

All but two councils chose to use the NSW Electoral Commissioner as their election manager. Elections in all 127 local government areas holding elections were subject to the same electoral funding and disclosure rules, which are administered and enforced by the NSW Electoral Commission. Some other important items to note about these elections, which are discussed in further detail later in the report, are:


- pre-poll (early voting in person) increased from the 2021 ordinary elections
- postal voting increased from the 2021 ordinary elections
- the link between public trust in the integrity of democratic processes and the capacity of the NSW Electoral Commission to deliver operational excellence was evident at the two recounts conducted for Edward River Council and Hay Shire Council, as well as a Parkes Shire Council check count review
- the NSW Electoral Commission's safety culture continued to mature, including with the support of legislative amendments that specifically recognised the safety and wellbeing of election officials.

As a recent NSW Information Commissioner, I will also note here the NSW Electoral Commission's efforts to manage an election-related data breach. At these elections, the Electoral Commission experienced a data breach that involved the loss of a printed copy of an electoral roll for a ward. Enrolment information is personal information and is recognised as one of the most important data sets held by any electoral commission. When it identified that one copy of a roll was missing, the NSW Electoral Commission worked closely with other agencies to investigate what happened and to respond appropriately. This included contacting the individuals affected by direct mail, with details of the information that was printed on the roll, and providing guidance about what protective steps they might consider and other sources of information to assist them. The Electoral Commission also apologised for the breach because, even if the loss of the roll was accidental, we recognise that voters need to be able to trust electoral commissions and the protection of privacy in NSW legislation is important for all citizens even if it does not involve digital information. More discussion about the data breach is also found later in this report.

As a member of the three-person Electoral Commission, I would also like to acknowledge the significant increase in the use of online electoral funding registration services at this election. A dedicated project team has been gradually delivering expanded online capacity for electoral funding and party registration to assist election participants since 2021. The uptake of online funding and registration services for these elections, which involve many more participants than a state election, was pleasingly high at 1,644 candidates and 189 groups. We are aware of and understand the preference for election participants to have a single sign-on for all of the Electoral Commission's online services. We are not yet funded for the system and process changes necessary to make that possible but we will continue to make improvements wherever we can to the Electoral Commission's online services.

Like previous election reports, I also wish to include a brief acknowledgement of the integrity challenges that are inherent in the grand scale of whole-of-state elections and remind readers that these are among the largest public participation events in New South Wales (after state and federal general elections). The Electoral Commission has always been an advocate for the value of investing sensibly in maintaining trust in our democratic institutions, including for local government, and we will continue to do so. This report summarises how funding (both provided and anticipated) has been applied to the services we delivered for these elections and acknowledges the challenge we have to reflect on how elections can be run more efficiently without compromising public trust.

The delivery and regulation of efficient, accurate and trusted elections continues to rely heavily upon the support and capability of NSW Electoral Commission staff. I extend my gratitude to the former Acting Electoral Commissioner and staff of the NSW Electoral Commission, including our temporary election workforce and contractors, for the successful conduct of the 2024 NSW Local Government elections. I would also like to thank electors, council staff, candidates, registered political parties and other stakeholders for their high levels of engagement in this important event.



Rachel McCallum

Electoral Commissioner for New South Wales

About the 2024 NSW Local Government elections

Elections conducted by the NSW Electoral Commissioner

The 2024 NSW Local Government elections were the fifth whole-of-state local government ordinary elections conducted since changes to legislation made in 2011 gave councils the option to choose their election provider. Councils can engage the NSW Electoral Commissioner or a commercial election service provider to conduct their election. Legislation does not permit councils to run their own election.

There are 128 local government areas in New South Wales, each represented by a council. Of the 128 councils in New South Wales one did not hold an ordinary election in September 2024 and two did not engage the NSW Electoral Commissioner to conduct their elections:

- Central Darling Shire Council was under administration and therefore did not hold an election
- Fairfield City Council engaged a commercial election service provider
- Liverpool City Council engaged a commercial election service provider.

Although the NSW Electoral Commissioner did not conduct elections for Fairfield City and Liverpool City councils, the requirements for registration for electoral funding purposes (accepting political donations and incurring electoral expenditure) apply to candidates, parties and other participants in those councils' elections. Offences under local government electoral laws at all council elections are also enforced by the NSW Electoral Commission. See [Services provided for all councils](#) for more information.

Fairfield City Council and Liverpool City Council should be contacted directly for information about the administration of candidate nominations, registration of electoral material, polling places, voting and results (see fairfieldcity.nsw.gov.au and liverpool.nsw.gov.au) for the September 2024 ordinary elections.

Contested elections

See Appendix A for a list of councils/wards that engaged the NSW Electoral Commissioner to conduct their elections and the types of elections conducted.

Councillor election

A local government area is either undivided or divided. A divided council is split into wards, and each ward has its own councillor elections. Councillors in an undivided council are elected by all voters in that council area. Councillors in a divided area are elected to represent each ward within the council area. An equal number of councillors are elected for each ward. The number of councillors elected varies between councils.

Mayor election

Mayors can be either elected by the voters (direct or popularly elected mayor) or elected by the new councillors (and from the councillors) following a council election. The NSW Electoral Commission is not involved in the election of mayors by the councillors.

The election of a mayor by voters and the election of councillors are conducted at the same time but are considered separate elections, with separate ballot papers. If a council has a total of 10 councillors to be elected, and the mayor is elected by the voters, the election for that council would be for nine councillors and one mayor. A candidate can run for both councillor and mayor but, if elected as mayor, they cannot also hold office as a councillor.

Constitutional referendum

A council may decide to conduct a constitutional referendum. A constitutional referendum is required to be conducted to change the constitutional structure of the council. For example, changing the number of councillors, whether to divide the council area into wards or abolish all wards, or determine whether the mayor should be elected by the voters or by the councillors. For a constitutional referendum to pass, a majority of voters in the council area must have voted in support of the proposal. Voting in a constitutional referendum is compulsory and the result is binding on the council. If the constitutional referendum is passed, the result takes effect at the next local government elections.

Council poll

A poll is conducted to determine the opinion of electors. A council may decide to conduct a poll on any issue and the result is used by council to guide further planning decisions. The council can poll all voters in the council area or only a portion of voters. Voting in a poll is not compulsory and the result of a poll is not binding on the council.

Uncontested elections

In an uncontested election, the number of candidates nominated is the same or less than the number of councillor positions available for election. In these situations, all the accepted nominating candidates are declared elected. If the number of nominating candidates is less than the number of councillor positions, a by-election is required to fill the remaining vacancies. Electors are still required to vote if the council is conducting a mayor election, referendum or poll.

For the 2024 NSW Local Government elections, 22 council/ward elections were uncontested:

- 18 councils/wards received the same number of nominations as vacant positions – these candidates were declared elected without the need to conduct an election (see Table 1)
- four councils/wards received less than the required number of nominations to fill their vacancies. The nominating candidates were declared elected and a by-election was required to fill the remaining vacancies (see Table 2).

Table 1: Uncontested elections at the 2024 NSW Local Government elections

Council	Ward	Election type	Number to be elected	Number of accepted candidates
Cobar		Councillor	12	12
Greater Hume	East Ward	Councillor	3	3
Lachlan	A Ward	Councillor	2	2
Lachlan	B Ward	Councillor	2	2
Lachlan	D Ward	Councillor	2	2
Lockhart	A Ward	Councillor	3	3
Murray River	Greater Wakool Ward	Councillor	3	3
Murrumbidgee	Jerilderie Ward	Councillor	3	3
Murrumbidgee	Murrumbidgee East Ward	Councillor	3	3
Penrith	East Ward	Councillor	5	5
Tenterfield	Ward B	Councillor	2	2
Uralla		Mayor	1	1
Uralla	Ward A	Councillor	4	4
Uralla	Ward B	Councillor	4	4
Warren	A Ward	Councillor	3	3
Warren	B Ward	Councillor	3	3
Warren	D Ward	Councillor	3	3
Warrumbungle		Councillor	9	9

Table 2: Uncontested elections at the 2024 NSW Local Government elections (by-election required)

Council	Ward	Election type	Number to be elected	Number of accepted candidates	Number of vacant positions remaining
Berrigan		Councillor	8	7	1
Cowra		Councillor	9	8	1
Junee		Councillor	9	8	1
Lachlan	E Ward	Councillor	2	1	1

By-elections for Berrigan Shire Council, Cowra Shire Council, Junee Shire Council and Lachlan Shire Council (E Ward) were scheduled for Saturday, 23 November 2024.

At the close of nominations, only one candidate had nominated for the one vacant councillor position for Lachlan Shire Council (E Ward) – this candidate was declared elected without need for a by-election to be conducted. The remaining three councils conducted a by-election to fill their councillor vacancy. Results for these elections are available on the NSW Electoral Commission's [website](#).

Voting channels

For the 2024 NSW Local Government elections, electors could choose to vote using one of the following channels (subject to eligibility):

- pre-poll (early) in person voting (subject to eligibility criteria)
- technology assisted voting in the form of telephone assisted voting (for electors who are blind or have low vision)
- postal vote (subject to eligibility criteria)
- voting in person on election day
- declared institution voting at appointed venues.

See the *Voting channels* section for more information.

Absentee voting

Absentee voting is not available at local government elections in New South Wales. For the 2024 NSW Local Government elections, electors had to vote at a polling place in the council/ward in which they were enrolled or a polling place that was established for multiple areas/wards. Not offering out-of-area (absentee) voting is a key difference between the legislation that applies to local government and state elections in New South Wales. One practical reason for not providing for absentee voting is that it would not be feasible to have a supply of ballot papers for every councillor, mayoral, poll and constitutional referendum at every polling place across the state.

To mitigate the inconvenience for electors, the NSW Electoral Commission establishes some polling places to service more than one local government area or more than one ward. This enables some absentee-style voting options for electors. However, the NSW Electoral Commission does not appoint multi-council voting centres at scale as operationally this would still be difficult to manage due to the volume of ballot papers that would be required to be available at each polling place.

A broader offering of out-of-area voting would benefit from electronic mark-off systems. A process for providing all-area voting options at scale would be a print-on-demand ballot paper solution. This option, however, would require systems and infrastructure upgrades for which the Electoral Commission is not presently funded.

Voting methods

Local government elections utilise various voting methods:

- **Mayoral** elections use an optional preferential system.
- For **councillor** elections, when two or more councillors are being elected, a proportional representation system is used. Councillor ballot papers may contain group voting squares. In such cases, electors can vote above the line on the ballot paper for one or more groups of candidates or below the line for at least the minimum number of individual candidates.

- A number '1' for a group above the line records a first preference vote for the first candidate in the group with preferences going to the other candidates in the group in the order in which they are listed. Preferences then go to the next group, if a second preference is included for a group above the line, and so on. The alternative is marking squares 'below the line' in order of preference for individual candidates, at least up to the minimum number of preferences required for that election.
- **Referenda and polls** use a "Yes" and "No" answer framework.

Service charter

The 2024 NSW Local Government elections [Service charter](#) provided an overview of the services delivered to stakeholders of the local government elections run by the NSW Electoral Commission. Impartial, fair and safe elections are central to the mission of the NSW Electoral Commission. The *Service charter* outlined the targets and measures set by the NSW Electoral Commission. The overarching goals were to ensure the electors of New South Wales participate freely in transparent electoral processes and that stakeholders trust the NSW Electoral Commission has conducted the elections with fairness and integrity. The *Service charter* was published on the NSW Electoral Commission's website and distributed to all council general managers.

Services provided for all councils

The NSW Electoral Commission retains responsibility for providing certain electoral roll services for all councils, including those that do not engage the Electoral Commissioner to conduct their elections:

- printed composite rolls (the residential and non-residential roll combined) are supplied to all councils
- each council is provided with a list of electors who are registered to automatically receive postal votes (registered general postal voters)
- confirmation of 'silent elector' details is provided
- copies of the relevant electoral roll are provided to candidates on request.

The NSW Electoral Commission is also responsible for the registration of all electoral participants under the *Electoral Funding Act 2018*, including those for Fairfield City Council and Liverpool City Council which did not engage the NSW Electoral Commissioner for their 2024 elections.

Offences under local government electoral laws at all council elections can also be enforced by the NSW Electoral Commission, with electoral funding offences only being able to be prosecuted by the Commission or with its consent. For elections that are not administered by the Electoral Commissioner, the NSW Electoral Commission does not undertake field compliance operations during voting periods.

Centralised operations

To deliver consistency and efficiency in the processing of postal vote applications, processing of nominations and various count processes, the Electoral Commission established four centralised operations sites (three in Sydney and one in Newcastle). These large venues demand significant specialised logistical and staffing planning and support.

- Sydney Count Centre (Sydney Showground, Homebush)
- Centralised Postal Vote Count Centre (Sydney Showground, Homebush)
- Centralised Declaration Vote Count Centre (Sydney Showground, Homebush)
- Newcastle Count Centre (Newcastle).

Legislative framework

NSW Local Government elections are conducted in accordance with the *Local Government Act 1993*, the *Local Government (General) Amendment (Elections) Regulation 2024* (which amended the *Local Government (General) Regulation 2021*). The political donations and electoral expenditure of political parties, candidates, and other election participants are regulated by the *Electoral Funding Act 2018* and *Electoral Funding Regulation 2018*.

Legislative changes and their implementation

New South Wales legislation sets out how the NSW Electoral Commissioner and the NSW Electoral Commission conduct and regulate elections and the obligations of voters and political participants. The regulation relating to the conduct of local government elections (the *Local Government [General] Regulation 2021*) has been amended by the *Local Government (General) Amendment (Elections) Regulation 2024*. In response to amendments made to the legislation that applied to the 2024 NSW Local Government elections, the Electoral Commission made changes to some of its election procedures.

One week only of pre-poll

An amendment made in August 2024 to s. 326(1) of the Regulation shortened the maximum pre-poll voting period from 12 days of voting to seven days of voting. For the 2024 Local Government elections, pre-poll voting was available from Saturday, 7 September to Friday, 13 September 2024 (excluding Sunday, 8 September) for eligible electors.

To accommodate the expected trend of increasing pre-poll voting demand, more and/or larger pre-poll venues were determined to be necessary in some local government areas, along with the corresponding increase in the number of election staff.

Pre-poll voting was not available to electors unless they met legislative qualifications

At the 2021 Local Government elections and subsequent by-elections, any person qualified to vote in the election was permitted to vote prior to election day at a pre-poll voting office. This was introduced (among other measures) to help reduce risk arising from potential crowding at polling places on election day in the context of the COVID-19 pandemic. However, s 321(2) of the Regulation was repealed prior to election day, meaning that electors who wanted to pre-poll were required to meet the relevant qualifications to do so. The NSW Electoral Commission made appropriate changes to its forms and communications to assist voters to understand their voting options. As anticipated, the re-introduction of qualifications to vote prior to election day did not lessen demand for pre-poll voting.

Changes to postal voting

Sections 275 and 217 of the Regulation were amended to allow postal vote certificates to be sealed inside the envelope in which electors' votes are returned, rather than be printed on those envelopes. As a result, postal vote certificates, including the elector and witness details and declarations were printed on paper inserts that were placed within the postal pack along with a reply-paid envelope. This aligned with changes made to the *Electoral Act 2017* in 2023 for state elections in New South Wales to reduce the risk in producing the required number of envelopes within statutory deadlines. Appropriate refinements were made to the process of scrutinising returned postal vote envelopes in light of the changed envelope design.

City of Sydney electors

Following the removal of compulsory voting requirements for electors on the non-residential roll for the City of Sydney, electors enrolled for the City of Sydney no longer qualify for pre-poll voting or postal voting for an election for the City of Sydney solely by virtue of being so enrolled. These changes put electors for the City of Sydney on the same footing as electors for other areas with respect to qualification for pre-poll voting and postal voting.

Authorisation of electoral material

The Regulation was amended to update the authorisation requirements for electoral material in digital or electronic formats.

Authorisation for electoral material that is an automated call

Section 356GAA was inserted into the Regulation, requiring automated telephone calls containing electoral matter (also known as 'robocalls') to contain, in a clear voice, spoken in English, the name and address of an individual on whose instructions the call was made. Contravention of this section is a criminal offence.

Authorisation for SMS text message containing electoral material

Section 356G of the Regulation was amended to provide alternative ways to meet the requirement that electoral material contain the name and address of the person on whose instructions the material was distributed.

First, an SMS containing electoral material that was distributed by an electoral participant (or on their behalf) may include a hyperlink to a website on which the name and address of the person on whose instructions the material was distributed, provided the website publishing the authorisation details remains publicly available until the end of the regulated period (i.e., until 6pm on election day).

Alternatively, an SMS containing electoral material can be distributed if a second SMS text message is sent (from the same number) immediately after the primary message and the second SMS contains the relevant name and address.

Authorisation for paid social media posts containing electoral material

Section 356G of the Regulation was amended to align with legislative requirements for state elections relating to paid social media posts. For paid social media posts, the relevant name and address must be legibly shown in the social media post as authorisation. The relevant name and address may be included:

- if the social media post includes text – in the text; or
- if a photograph, image, video or animation is attached to or embedded in the social media post – in the photograph, image, video or animation.

If the name and address are shown in a video or animation attached to or embedded in the post, the name and address must be legibly shown for at least three seconds.

Technology assisted voting was for use only by electors who are blind or have low vision

Section 333M of the Regulation was amended to limit the use of technology assisted voting to telephone voting by electors who are blind or have low vision – if the election manager has determined that technology assisted voting is to be used at the election.

Filming and photographing election officials and scrutineers is unlawful in certain circumstances

Section 365A(1) was inserted into the Regulation, making it an offence to film or photograph election officials and scrutineers while performing their duties, if the filming or photography is reasonably likely to cause the official or scrutineer to feel intimidated or harassed.

In addition, the new s 365A(2) of the Regulation makes it an offence to publish or distribute a film or photograph made in contravention of s 365A(1).

Health and safety at voting centres

Section 356SA(3)(b) was inserted into the Regulation to enable the election manager and each polling place manager to give directions for the purpose of protecting the health and safety of persons at an election or a place where voting is occurring. This amendment removed ambiguity about the extent of an election official's power to issue a lawful direction to maintain safety and ensured that the Commission was better placed to manage risks that can arise at polling places.

Changes to initial scrutiny counting procedures

Amendments were made to the Regulation (s 348A) to modify the method for the initial counting of votes for ballot papers that use group voting squares. This enabled the ballot papers to be counted in a manner similar to the Legislative Council ballot paper count at state elections in New South Wales. All first preferences recorded in a group voting square were counted, as were the first preferences recorded for each candidate who was not in a group with a group voting square. In addition, the number of ballot papers on which a first preference was recorded for a candidate who was in a group with a group voting square (other than by placing a mark in a group voting square) were counted. The number of informal votes and the number of envelopes containing postal vote certificates or other declarations were also counted.

This method provides for a more efficient initial count in polling places on election night while enabling the provision of key results information prior to the final check count process.

Return of pre-poll ballot boxes

Section 324 now provides that a pre-poll ballot box is to be delivered or sent to the returning officer as soon as practicable after 6pm on the day before election day, or at an earlier time specified by the election manager or returning officer.

This change supports the NSW Electoral Commission's practice during the early voting period when ballot boxes are transported to a secure central location in preparation for the count that will occur after the close of voting.

Amendments to enable adjustment of election expenditure caps ahead of the 2024 Local Government elections

The postponement to September 2021 (and again to December 2021) of the local government elections that were scheduled to be held in September 2020 created uncertainty as to when the electoral expenditure caps were to be adjusted. Electoral expenditure caps are adjusted following the end of each election period. Under normal circumstances, the end of an election period is triggered by the holding of a general election on its prescribed date. However, as the 2020 local government elections were not held on the prescribed date, the electoral expenditure caps were not adjusted as there was no trigger to end the election period.

Various amendments were made to the *Electoral Funding Act 2018* to resolve any ambiguity about the timing and method for adjusting caps on electoral expenditure and enabled the caps to be adjusted for inflation prior to the 2024 Local Government elections.

Summary of proposals for legislative change

The NSW Electoral Commission welcomes the opportunity presented by this election report to make recommendations for legislative change. It is preferable, however, that electoral legislation be amended well-ahead of any election event, to ensure there is sufficient time for the Electoral Commission to design, test and implement any changes to its systems and processes. It is difficult for an electoral commission to maintain operational excellence and trust in the integrity of its systems if changes are made late and/or are not resourced realistically. Late engagement about proposed legislative changes also limits the opportunity for the NSW Electoral Commission to undertake consultation with its regulated duty-holders to inform the best way to design and implement changes fairly and avoid unintended consequences.

A number of potential improvements to electoral practice have been identified arising from the 2024 NSW Local Government elections that would require legislative amendment. The key proposals for change are set out below.

Proposal 1

Form of the candidate information sheet

The Local Government Act requires the candidate information sheet (CIS, a mandatory component of the nomination paper) to be in the form of a NSW statutory declaration. A significant number of nomination papers at the 2024 NSW Local Government elections required resubmission or were ultimately rejected due to a candidate's failure to comply with the requirements of a statutory declaration including the authorised witness requirements. This has been a recurring issue at local government elections, resulting in administrative challenges and presenting a barrier to some candidates' participation. It is recommended instead that the Act provide for the Electoral Commissioner to determine the form and manner of the CIS, along with the introduction of an offence of knowingly making a false or misleading statement (equivalent to s. 216 of the Electoral Act), which would replace the need for a statutory declaration.

Proposal 2

Clarify the time of day by which prospective candidates must be enrolled

Section 306(2) of the Act provides that a prospective candidate must be enrolled as an elector for the area, and must be qualified to hold that civic office, at the closing date of the roll for the election. The specific time, however, is not specified. This uncertainty presents challenges in implementing policies, communicating information to stakeholders and supporting decision making. It is recommended that section 306(2) of the Act be amended to specify that to be eligible to be nominated, a candidate must be enrolled and qualified to hold office as at 6pm on the closing date for the election. This will provide certainty as to when processing of rolls may commence and align with the requirements of the Electoral Act.

Proposal 3

Prohibit distribution of postal voting applications by political participants

The Electoral Commission offers a number of application options (including by post, online and phone) for electors who wish to apply for a postal vote. Notwithstanding this, there is a long-standing practice of parties, candidates and elected members distributing their own postal vote application forms to electors. While not endorsing this practice, the Electoral Commission takes steps to encourage these election participants to include information about privacy in their application forms and give electors the option of returning the forms directly to the Electoral Commission. This practice nonetheless continues to present administrative challenges and raises both election integrity and privacy issues.

At each election, the Electoral Commission fields inquiries and complaints from electors who receive postal vote application forms from election participants. The completion of these forms involves the collection of an elector's personal information by the political participant. The *Privacy and Personal Information Protection Act 1998 (NSW)* (PPIP Act) does not apply to candidates, political parties and third-party campaigners, as they are not public sector agencies. As such, personal information collected by these entities is not protected under the PPIP Act. Political parties in NSW also appear to be exempt from complying with the *Commonwealth Privacy Act 1988*, which exempts "political acts and practices" that are done broadly in connection with an election or referendum.

Further, this practice creates a risk of a form sent by an election participant falsely appearing to be made by the Electoral Commission. An example of such a risk arises where the Electoral Commission's postal vote application form is embedded in the election participant's own documentation and the participant does not clearly indicate to an elector that the material is not an official communication from, and has not been authorised by, the Electoral Commission or Electoral Commissioner.

The practice can also result in electors being disenfranchised. Some completed postal vote application forms collected by political participants are not returned to the Electoral Commission by the legislated cut-off date for receipt of those applications. In such circumstances the applicant electors are often unaware that the political participant has not returned their application to the Electoral Commission in time and, further, may be disenfranchised if they are unable to attend a pre-poll or polling place to vote in person.

In 2022, ahead of the Victorian state general election, the Victorian Parliament passed an amendment to their electoral legislation prohibiting persons other than the Victorian Electoral Commission from distributing applications to vote by post. In South Australia, it is an offence for a person to distribute, or cause or permit to be distributed, a form for the application for the issue of declaration voting papers (which includes voting by post), unless the application is in the prescribed form, states on the form that it must be returned directly to the Electoral Commissioner and no additional information or matter appears on the form or on the reverse side of the form.

The NSW Joint Standing Committee on Electors Matters recommended in its report, "Administration of the 2023 NSW state election" that the NSW Government prohibits political participants from distributing and collecting postal vote applications. The NSW Electoral Commission recommends this prohibition extend to local government elections in addition to state elections.

Proposal 4

Require that electoral material distributed during the pre-poll voting period be registered

The Electoral Commission recommends the Act be amended to require electoral material distributed during the early voting period to be registered by the Electoral Commissioner, consistent with the requirements for electoral material distributed on election day. The NSW Joint Standing Committee on Electoral Matters recommended in its report "Administration of the 2023 NSW state election" that the Electoral Act be amended in this manner. Given the increasing popularity of early polling, there should be consistent rules for electoral material during the pre-polling period and on election day. This change is likely to improve compliance with electoral material legislation, minimise breaches and lessen the likelihood of voters being confused or misled by unlawful material.

Proposal 5

Ensure flexibility in providing voting to aged care and similar facilities

Section 327(1) of the *Local Government (General) Regulation 2021* requires the election manager to have declared by or on the nomination day, all facilities (typically aged care centres, hospitals, retirement villages) in an area that are to be a declared institution for the purpose of enabling permanent or temporary residents of the facility to vote. However, provision of voting services to aged care and similar facilities is managed locally and often requires flexibility to respond to changes in the facilities' circumstances – such as a disease outbreak. There is no time specified by which pre-poll or polling places must be appointed and it is recommended the same approach is utilised for the declaration of declared facilities.

Proposal 6

Improving voter accessibility at voting centres

It is recommended the Regulation is amended to enable voters to vote outside, but in close proximity to the polling place, if they are unable to enter the polling place due to disability. This will reduce barriers to participation for electors who are unable to enter a voting centre to cast their vote. While the Electoral Commission makes every effort to procure accessible venues, this is not always possible in every voting location, including where public schools do not make their accessible parking areas available or offer accessible toilets to the Electoral Commission on election day. It is noted the *Commonwealth Electoral Act 1918* (Cth) s. 234A contains provisions of this nature (see s. 234A).

Proposal 7

Processing of early votes

The Electoral Commission recommends the Act be amended to allow ballot boxes from pre-poll voting offices to be opened for the purpose of processing ballot papers from 4pm on election day. The NSW Joint Standing Committee on Electoral Matters in its report “Administration of the 2023 NSW state election” recommended such amendments be made to the *Electoral Act 2017* to enable ballot paper processing. Processing of ballot papers would involve unfolding and sorting ballot papers only, with no counting to take place until 6pm. The processing would occur in a secure location, and, to support the integrity of the process, it is recommended any amendments to permit processing be accompanied by offence provisions prohibiting the disclosure or use of information obtained during the processing of ballot-papers for any purpose other than conducting that processing. It is expected that such amendments will enable a greater proportion of votes to be counted on election night compared to current practice.

Proposal 8

Align local government election vote counting practices with those of state elections

The rules for counting of ballot papers are different between state and local government elections. The Electoral Commission recommends s. 348A of the Act is amended to provide that the counting place manager is to count ballot papers in the manner determined by the election manager, rather than in the manner prescribed by the Regulation. This would provide flexibility and align more closely with legislation for state elections, allowing for consistent procedures, training and communications with stakeholders across state and local government elections.

Proposal 9

Clarify that not knowing an election is being held is not a sufficient reason for failing to vote

Following the issue of penalty notices for failing to vote after an election, electors often advise that their reason for failing to vote was that they were unaware the election was being held. It is recommended the offence provision in s. 312 of the Act be amended to provide that lack of knowledge or awareness of an election is not a sufficient reason for failing to vote. In addition, the penalty notice provision, s. 314, should be similarly amended. This will assist in avoiding unnecessary litigation and costs for all parties. The NSW Joint Standing Committee on Electoral Matters made a recommendation in its report “Administration of the 2023 state election” that the *Electoral Act 2017* should be amended to put beyond doubt that not knowing that an election was being conducted is not a defence to the offence of failing to vote.

Proposal 10

Provide for certain offences relating to electoral material to be enforced by issuing a penalty notice

The possible enforcement options available for offences under the LG Regulation are limited to issuing a warning or commencing prosecution in court. A decision to prosecute normally results in the commencement of criminal proceedings against a person. Before the NSW Electoral Commission exercises its discretionary power to decide to prosecute, it considers, in accordance with its Prosecution Policy, factors including the following:

- the potential serious consequence of prosecution action, including a criminal conviction and liability to a penalty
- the seriousness or conversely, the triviality of the alleged offence
- the prevalence of the alleged offence in the community, whether it is of considerable public concern and the need to denounce and deter the offending behaviour
- whether the prosecution would be perceived as counter-productive
- the likely length and expense of a trial if disproportionate to the seriousness of the alleged offence.

By comparison, the *Electoral Act 2017* provides that certain comparable offences relating to electoral material identified in a schedule to the *Electoral Regulation 2018* can be enforced by issuing a penalty notice. Such offences include the printing, publishing, distribution or display of electoral material without the required authorisation being legibly shown on the material, interference with posters and displaying posters within 6 metres of a voting centre.

The issuing of a penalty notice in appropriate circumstances is an effective enforcement option that can provide general and specific deterrence and avoid the costs associated with a prosecution for both the NSW Electoral Commission and the infringing party. The option of issuing a penalty notice for appropriate offences would also bring consistency to the enforcement options available at state and local government elections for these offences.

Proposal 11

Establish new offences to prohibit audio and or video recording inside a polling place without permission and to prohibit the publication of any such recording

It is recommended two new offences under the Act are established – first, that it is an offence to record inside a polling place without the permission of the polling place manager, and second, that it is an offence to publish whole or part of the recording. Similar offence provisions have recently been passed by the Commonwealth Parliament to protect voters and polling workers from this type of disruption at federal elections. The Electoral Commission recommends these offences be aligned across state and federal elections, to the extent possible, to assist in public awareness of offences and promote consistent standards of behaviour across jurisdictions.

Proposal 12

Disclosure of information regarding the progress and outcome of investigations concerning non-compliance with the Local Government Act and Regulation

Due to prohibitions on the disclosure of information in s. 664 of the Local Government Act and s. 268 of the Electoral Act, the Electoral Commission is unable to make public any information about the progress or outcome of an investigation into a possible contravention of the electoral provisions of the Local Government Act or the Local Government (General) Regulation, even where it is in the public interest to do so.

In its report on the 2019 state general election, the JSCEM recommended that the Electoral Act be amended to require the Electoral Commission to advise complainants of the outcome of complaints made regarding non-compliance with electoral legislation. While ss. 268(2)-(4) of the Electoral Act now permit disclosures in some circumstances, these provisions do not extend to contraventions of the electoral provisions of the Local Government Act or the Local Government (General) Regulation. By contrast, the provisions do extend to contraventions of the Electoral Funding Act 2018 and Electoral Funding Regulation 2018 involving political participants at local government elections.

The Electoral Commission proposes that s 268(2)(a) & 268(3)(a) of the Electoral Act be amended to provide that, despite the general prohibition on disclosure in s 268(1), the Electoral Commission or the Electoral Commissioner may disclose information in respect of a possible contravention of the Electoral Act, “or any other Act conferring or imposing functions on the Electoral Commission or Electoral Commissioner”. This would clarify the position in respect of electoral provisions of the Local Government Act and Local Government (General) Regulation and provide for consistency with the current legislative position in relation to contraventions of electoral funding legislation.

Proposal 13

Enhancing the security of enrolment information available via inspection

Section 302 of the Act requires the Electoral Commissioner to make a copy of the residential roll for an area available for public inspection. It is recommended this section specify, in alignment with s. 47 of the Electoral Act, that the residential roll is only available for inspection following its preparation for a specific election event and for a prescribed number of days post-election. It is recommended this section prohibit a person inspecting a copy of the residential roll under this section from using a device (such as a camera, mobile phone, video recorder or other electronic device) to copy, record or transmit the contents of the roll or any part of the roll, but permit a person to take hand-written notes of any of the contents. The Commission further recommends that the copy of the residential roll made available not contain any particulars relating to a person's date of birth.

Proposal 14

Protecting enrolment information provided to candidates

Provision for the Electoral Commissioner to require an undertaking

The legislation requires the election manager to provide, at the request of any candidate for election, a copy of a list of electors and their particulars. It is recommended that section 284A of the Regulation is amended to allow the NSW Electoral Commissioner to require the candidate to provide the NSW Electoral Commissioner with an undertaking that the candidate's systems and procedures are adequate to preserve the security of the information, before providing a candidate with the information. This aligns with s. 48(4) of the *Electoral Act 2017*, which enables the Commissioner to require candidates at state elections to provide such an undertaking before being provided access to enrolment information.

Timing of the provision of enrolment information to candidates

The Electoral Commission recommends that s. 284A of the Regulation be amended so candidates may only request a list of electors no later than 48 hours before the close of voting. Given the restrictions that apply to the use of enrolment information, it is unclear how lists requested and received after this time could be effectively and lawfully used by a candidate for the limited election-related permitted purposes specified in the legislation. The Joint Standing Committee on Electoral Matters in its report on the administration of the 2023 state election made a similar recommendation in relation to s. 49 of the *Electoral Act 2017*, to help ensure enrolment information is used only for election-related purposes.

Proposal 15

Protecting information provided to councils and electoral services providers

Provision for the Electoral Commissioner to require an undertaking

The Electoral Commission similarly recommends that s. 298 of the Act be amended to provide that before a copy of the residential roll is provided to the general manager of a council or to an electoral services provider engaged by the council, the Electoral Commissioner may require the general manager and the electoral services provider to give an undertaking that their systems and procedures are adequate to preserve the security of that information, and they will return the information to the Electoral Commissioner or destroy the information after using it for the purpose of administering an election.

It should be noted, however, that the Electoral Commission is unable to proactively monitor or audit a recipient's compliance with such an undertaking by use of its statutory enforcement powers. This is the case whether the recipient be a council, an electoral services provider or a political participant.

Protection of postal-voting information

The Regulation, s. 316(2) requires the Electoral Commissioner to provide to electoral services providers a list of registered early voters (postal) who are entitled to vote at an election in respect of a ward or area in which the electoral services provider is conducting an election. It is recommended the Electoral Commissioner instead provide this information to the relevant council's General Manager. It is further recommended the Electoral Commissioner be permitted to require the General Manager to provide an undertaking similar to that outlined above, but in respect of postal voters' information. This is particularly important given this information contains the addresses of silent electors.

Reviews and inquiries

Since the ordinary Local Government Elections in late 2021, the Electoral Commissioner participated, via formal submissions and appearances in person, in several major federal and state inquiries, and also undertook a review of technology assisted voting.

While not necessarily relating directly to the 2024 Local Government Elections, the outcomes of the below inquiries and review may impact the conduct and administration of such elections.

New South Wales Joint Standing Committee on Electoral Matters: Inquiry into proposals to increase voter engagement, participation and confidence

On 24 June 2024, the Special Minister of State, Hon John Graham MLC, referred the following Inquiry to the JSCEM:

That the Joint Standing Committee on Electoral Matters inquire into and report on proposals to increase voter engagement, participation and confidence, including reforms to:

- a) Maintain confidence in the integrity of electoral processes.
- b) Strengthen the security and integrity of the electoral system.
- c) Reduce barriers to participation, in particular for voters with disabilities and voters from groups with historically lower enrolment and turnout rates.
- d) Implement options for technology assisted voting (TAV) as set out in the NSW Electoral Commission's November 2023 report on TAV.
- e) Improve systems for political donations, electoral funding and party governance, including as recommended in the Independent Commission Against Corruption's report on political donations facilitated by Chinese Friends of Labor in 2015 (Operation Aero).
- f) Amend electoral laws in relation to electoral funding and political parties, including in relation to:
 - i. allowable Administrative Fund expenditure under section 84 of the Electoral Funding Act 2018
 - ii. residence requirements for political party officials
 - iii. expenditure of the Election Campaigns Fund within New South Wales
- g) Any other related matters.

Close of submissions: 24 August 2024. The JSCEM must report by 30 June 2025. The Acting Electoral Commissioner Dr Matthew Phillips made a submission to the Inquiry, with a supplementary submission in early 2025 by the new Electoral Commissioner. The Electoral Commissioner and staff of the Electoral Commission were invited to appear before the Committee in March 2025. Details of Committee inquiries, including reports and submissions, are available on the NSW Parliament [website](#).

Federal Joint Standing Committee on Electoral Matters: Inquiry into civics education, engagement, and participation in Australia

The Joint Standing Committee on Electoral Matters adopted an inquiry into civics education, engagement, and participation in Australia on 27 March 2024, following a referral from the Special Minister of State, Senator the Hon Don Farrell.

The Inquiry had regard to:

- the effectiveness of formalised civics education throughout Australia and the various approaches taken across jurisdictions through schools and other institutions including electoral commissions, councils, and parliaments; the extent to which all students have equitable access to civics education; and opportunities for improvement
- the vast array of informal mechanisms through which Australians seek and receive information about Australia's democracy, electoral events, and voting; and how governments and the community might leverage these mechanisms to improve the quality of information and help Australians be better informed about, and better participate in, the electoral system

- the mechanisms available to assist voters in understanding the legitimacy of information about electoral matters; the impact of artificial intelligence, foreign interference, social media and mis- and disinformation; and how governments and the community can prevent or limit inaccurate or false information influencing electoral outcomes
- opportunities for supporting culturally diverse, geographically diverse, and remote communities to access relevant, appropriate, and culturally suitable information about Australian democracy, electoral events, enrolment and voting to promote full electoral participation
- social, socio-economic, or other barriers that may be preventing electoral participation; and ways governments might address or circumvent these barriers, and
- potential improvements to the operations and structures that deliver electoral events to support full electoral participation.

The Acting Electoral Commissioner Dr Matthew Phillips made a submission to the Inquiry and appeared at a public hearing on 3 October 2024. The report of the Inquiry, which referenced the submission and evidence of the NSW Electoral Commission and made recommendations about improving civics education in Australia, was published on 6 February 2025. The report is titled "*From Classroom to Community: Civics education and political participation in Australia*". More information can also be found on the Parliament of Australia [website](#).

Electoral Commissioner's review of technology assisted voting

Technology assisted voting is provided for under Division 11 of the *Electoral Act 2017*. Technology assisted voting means a method of voting where an eligible elector votes by means of an electronic device (whether networked or not), such as by telephone or computer. Currently, the legislation provides for the use of telephone assisted voting as the only form of technology assisted voting, and only for electors who are blind or have low vision.

In November 2023, the NSW Electoral Commissioner's report on the review of technology assisted voting was delivered, recommending the NSW Government consider an internet voting solution for voters who are blind or have low vision. Although the NSW Government is still considering the report's recommendations (including for legislative change), the NSW Electoral Commission required funding at the time of the 2024-25 budget to preserve the chance that internet voting could be made available at the 2027 NSW State election. The timing for funding was to finalise market testing and collaborate with disability reference group stakeholders in the co-design of a new system. Funding was not provided as part of the 2024-25 budget process and so it is now not feasible to provide this voting channel in 2027 and likely not in 2028.

The NSW Electoral Commissioner's 2023 *Technology Assisted Voting – Final review* report is published on the NSW Electoral Commission [website](#), along with public submissions to the review and other information. The new Electoral Commissioner notes that at the Western Australian state general election held on 8 March 2025, the electoral commission there made available a form of internet voting via telephone for voters who are visually impaired, have some other physical impairment or have reading difficulties. The NSW Electoral Commissioner looks forward to understanding more about how that system was provided and whether it successfully met user expectations and integrity requirements.

Regulatory priorities

Supporting electoral integrity and efficient regulatory effort

The regulatory priorities highlight where strategic regulatory efforts of the Electoral Commission will, subject to its budgetary constraints, be directed during the year to optimise the efficiency and value of its legislated regulatory function and ensure responses to non-compliance are targeted and proportionate. They are informed by a risk-based assessment of legislated regulatory functions and anticipated events.

2024-25 strategic regulatory focus

The 2024-25 priorities have a focus on the 2024 Local Government elections, including education to support compliance by political participants in the elections, greater transparency by publishing information about enforcement activities, and upholding the integrity of electoral processes and safe elections. The Electoral Commission's five regulatory priorities for 2024-25 are grouped under the three themes of 1) education, 2) transparency and 3) free and fair election:

Education to support compliance by political participants

- Deliver focused education initiatives for election participants and provide relevant and timely information to support their compliance
- Support compliance by political participants in the 2024 Local Government elections (candidates, groups, political parties, third-party campaigners, donors and scrutineers) and any state and local government by-elections during the period, through initiatives that raise awareness about the regulatory obligations that apply to elections in New South Wales
- Support privacy by educating authorised recipients of enrolment information about managing personal data securely
- Support privacy protection of enrolment details by:
 - raising awareness about proper handling of enrolment information provided under statute to political parties and candidates, including expectations for destroying or returning information after an election
 - updating provision and destruction arrangements with other authorised users of enrolment information.

Greater transparency to maintain integrity, trust and confidence

- Improve the transparency of our enforcement activities to raise awareness among political participants about their obligations and to reduce future non-compliance
- Publish information about levels of compliance with disclosure obligations and enforcement actions taken in response to failure to lodge a disclosure by the due date for political participants at the 2024 Local Government elections.

Delivering safe, free and fair elections

- Uphold the integrity of elections by responding in a timely manner to material that may mislead the community about electoral processes in New South Wales
- Support the integrity of elections by:
 - researching the use and regulation of artificial intelligence (AI) in the creation and dissemination of mis/disinformation in elections
 - maintaining the disinformation register on the Electoral Commission's website and continuing to correct misleading or inaccurate information about the electoral process and the regulation of elections
 - ensuring the clear attribution of electoral material published online, where election law requires it
 - taking steps to ensure that electoral material (including postal vote applications distributed by political participants) does not mislead voters by suggesting it is official communication from the Electoral Commission
 - engaging with other regulators to develop and embed protocols for responding to unlawful material or content that is mis/disinformation about an election.
- Support voting in person at elections in New South Wales to be safe and free of interference, including for election officials working at polling places

- Support voting in person to be safe and without interference by:
 - expanding training and education for staff and voters to include interference and safety challenges at voting centres
 - embedding a clear escalation path for responding to interference and safety challenges at voting centres, including through engaging directly with NSW Police
 - recording incidents to support future risk-management strategies.

Information about how these regulatory priorities were implemented for the 2024 NSW Local Government election is included throughout this report.

Election calendar

Table 3: 2024 NSW Local Government elections timeline

Date	Activity
Sunday, 5 December 2021	Opening of candidate, group and third-party campaigner registrations for the purpose of accepting political donations and making payments for electoral expenditure
Monday, 1 July 2024	Start of the capped expenditure period
Monday, 22 July 2024	Notice and advertising of entitlement to enrol and vote
Monday, 5 August 2024	Start of regulated period for electoral material 8am: Open of lodgement of nominations 6pm: Close of roll for the purposes of being a candidate or nominator
Tuesday, 6 August 2024	Open of lodgement of postal vote applications
Wednesday, 7 August 2024	Notice and advertising of election and to nominate
Monday, 12 August 2024	Half-yearly donations and major political donors disclosures due
Wednesday, 14 August 2024	12 noon: Close of nominations and close of registration of candidates and groups Open of registration of electoral material
Thursday, 15 August 2024	2pm: Ballot paper draw conducted 2pm: Uncontested elections declared
Monday, 19 August 2024	Start of postal pack distribution
Monday, 26 August 2024	Start of display of registered electoral material website
Friday, 6 September 2024	5pm: Close of registration of electoral material
Saturday, 7 September 2024	Start of pre-poll voting period (<i>days and times varied for each location and no voting Sunday, 8 September</i>) Open of telephone assisted voting applications and voting
Monday, 9 September 2024	5pm: Close of postal vote applications Close of registration of third-party campaigners
Friday, 13 September 2024	Close of pre-poll voting period Close of telephone assisted voting applications
Saturday, 14 September 2024 Election day	Polling booths open: 8am–6pm 1pm: Close of telephone assisted voting 6pm: End of regulated period for electoral material End of capped expenditure period
Monday, 23 September 2024	Last day to lodge annual electoral expenditure disclosures
Friday, 27 September 2024	6pm: Close of postal vote returns

Date	Activity
Monday, 30 September 2024	Start of progressive distribution of preferences
Tuesday, 1 October 2024	Start of progressive declaration of results
Wednesday, 2 October 2024	End of progressive distribution of preferences
Thursday, 3 October 2024	End of progressive declaration of results
Wednesday, 20 November 2024	'Apparent failure to vote' notices issued
Tuesday, 11 February 2025	Due date for disclosure of political donations for the half-yearly period 1 July to 31 December 2024
Monday, 11 August 2025	Due date for disclosure of political donations for the half-yearly period 1 January to 30 June 2025 Due date for annual disclosure of major political donations for the period 1 July 2024 to 30 June 2025
Monday, 22 September 2025	Due date for annual disclosure of electoral expenditure between 1 July 2024 and 30 June 2025

Funding and financial management

Funding the 2024 NSW Local Government elections

Councils are required to meet the costs of conducting their elections as provided for under their statutory agreements with the NSW Electoral Commissioner. For this election, and the 2021 ordinary elections and the 2016-17 split ordinary elections, the NSW Government also allocated additional funding to the Electoral Commission to cover the 'core costs' of being an election service provider for local government. These 'core costs' are predominantly the additional expenditure required for the NSW Electoral Commission to plan and prepare for the delivery and regulation of state-wide elections.

At the time of this report, the total costs for the elections (core and council) are still being finalised. This is because it takes several months after a statewide election for all suppliers' invoices to be received and processed by the NSW Electoral Commission. Changes made to award wages are also still being actioned for temporary staff. At 25 February 2025, however, the forecast spend for the 2024 NSW Local Government elections was \$122.8 million. Approximately 45 per cent of the final costs will be recovered from councils.

Table 4: Forecast spend for the 2024 NSW Local Government elections

Expense item*	\$m
Support services – venue procurement (polling places, returning officers' offices and count centres) and data management (projections and monitoring)	9,682
Support services – logistics and ballot papers (all materials movement and ballot paper printing)	5,279
Customer service (call centre and helpdesks)	1,934
Candidates and parties (nominations, electoral material)	3,446
Voting services (postal voting, declaration voting and telephone assisted voting)	7,446
Counting and results (centralised counting centres, results reporting)	3,702
Communication and engagement (advertising and communications campaign, website)	6,950
Technology – infrastructure (computers, laptops, printers and networking)	20,122
Technology – systems (counting support systems, election management systems)	15,688
Event financial management (processing payments for nominations, venues and payroll)	4,123
Staffing and training (recruitment, training, payroll)	37,822
Event integrity assurance	403
Election programme (programme management and governance)	6,203
Total	122.799

*The expense items in the above table are grouped as per the NSW Electoral Commission's election project delivery streams.

Increasing costs of council elections

The NSW Electoral Commission acknowledges that the cost of elections, for local councils and for the state, has increased. The increase in costs has been driven over the last few years by a range of factors, some of which are outside of the control of the NSW Electoral Commission. These factors may include the implementation of new electoral laws and the need to meet contemporary expectations about electoral integrity. Many others are the product of changing external environments, to which the whole economy is subject, including above-CPI increases to many major cost items. Some specific increases that impact the cost of local government elections include:

- the cost of election venue hire particularly through reliance on commercial leases
- rising postal and courier charges
- increased staff numbers to meet legal and work health and safety requirements
- increased staff numbers to support voter expectations for reduced wait times at voting centres
- security personnel to ensure safety and integrity of the elections
- increasing logistics costs, rising 10 per cent year-on-year, for example
 - the fuel surcharge has increased to 40 per cent
 - materials and equipment costs continue to be impacted by global supply chain issues
- increased costs of maintaining critical but legacy election information technology systems, such as the proportional representation count system
- the extension of the postal vote return period to align with state and federal postal voting has increased staffing costs and venue rental costs.

The NSW Electoral Commission will continue to review ways in which it can deliver and regulate elections as efficiently as possible.

Election programme management

Delivering an election requires focused planning and preparation. As noted elsewhere in this report, this work must start well in advance of election day. The 2024 NSW Local Government elections, as with all recent statewide elections, were approached as a coordinated programme of work broken up into various project delivery streams.

The NSW Electoral Commission's Enterprise Portfolio Management Office provided support and assurance services to the project teams, the governance framework, monitoring progress during the design, development, operational readiness, go-live and closure phases of the projects. Working Groups were established to provide specialist input.

Management and leadership of service delivery was transferred to the Election Operations Group from the Enterprise Portfolio Management Office during the operational phase of the elections.

The post-election review process identified areas of good practice and opportunities for improvement.

Collaboration with other public sector agencies

The preparation and delivery of an election requires a high level of coordination and planning. To ensure access to relevant information and resources, the NSW Electoral Commission collaborated with key government agencies, including:

- NSW Premier's Department and The Cabinet Office
- NSW Police Force
- Office of Local Government NSW
- NSW Department of Education
- Australian Electoral Commission.

Representatives from Fairfield City and Liverpool City councils (the councils that did not engage the NSW Electoral Commissioner to run their elections) were also invited to participate in meetings where the Office of Local Government and/or NSW Police were attending, to ensure consistent understanding of factors across all elections being held.

The electoral roll and enrolment

Residential electoral roll

Under the *Commonwealth Electoral Act 1918*, the Australian Electoral Commission (AEC) has the responsibility for maintaining the Commonwealth electoral roll. Each of the Australian states and territories has a Joint Roll Arrangement with the AEC for the Commonwealth roll to form the basis of each of the rolls used by the state and territory electoral commissions.

Enrolment for the 2024 NSW Local Government election “closed” at 6pm on Monday, 5 August 2024. Enrolments are closed only for the purposes of nominating as a candidate or being a nominator of a candidate and for the printing of paper rolls that are used in polling places. People can still enrol at any time after the close of enrolment, including enrolling and voting on election day (an enrolment vote). For the 2024 NSW Local Government election, the residential roll for a council area was the list of people who live in the specific council area and are eligible to vote in elections.

- The number of electors on the residential roll at the close of rolls was 5,628,786.
- A total of 5,242,086 electors were enrolled in council areas/wards that had contested elections conducted by the NSW Electoral Commissioner (the number excludes uncontested council/ward elections).

Non-residential electoral roll

There are two non-residential rolls:

- the roll of non-resident owners of rateable land
- the roll of occupiers and rate-paying lessees.

These two rolls are combined with the residential roll to form the roll of electors for a council area, which is used during an election. The non-residential rolls provide people who are non-resident owners, occupiers and rate-paying lessees of rateable land within the council area an opportunity to have a say in who is elected to council.

It is the responsibility of the general manager of each council to maintain the roll of non-resident owners of rateable land and the roll of occupiers and rate-paying lessees. After each election, the non-residential rolls lapse. Then as soon as is practicable, the general manager prepares new rolls for the next election and keeps them updated.

Provision of the list of electors

Local council candidates

Section 284A of the *Local Government (General) Regulation 2021* entitles candidates upon request to the NSW Electoral Commissioner to be provided with enrolment information for the relevant ward or area.

Once nominated, local government candidates may request an electronic list of electors enrolled for the ward or area for which they are a candidate. The list of electors contains the name and address of electors (the postal address where provided) and other particulars of electors entitled to vote in the election, but it does not contain the address of any silent electors.

Privacy and security of enrolment information

The NSW Electoral Commission's 2024-25 regulatory priority number two is focussed on supporting privacy by educating authorised recipients of enrolment information about managing personal data securely.

Recipients of enrolment information must protect the security and privacy of any enrolment information provided to them. Before being provided with a list of electors, recipients are requested to provide an undertaking in writing to the Electoral Commission that they have adequate systems and procedures to preserve the security of that information. There is no legislative obligation to do so under the Local Government Act but the NSW Electoral Commission is requesting an amendment to section 284A to align with state elections. The Electoral Commission provides guidance to recipients about the minimum standards it would consider adequate, but it does not have any role in auditing or investigating compliance with those standards unless there is an allegation of unlawful disclosure of the relevant information.

It is an offence for a candidate to use the list of electors other than for a purpose permitted in connection with their candidacy at the election. It is also an offence to disclose the list of electors other than for a permitted purpose, or to use the information for a commercial purpose, or to sell or offer the information for sale. There are significant penalties for candidates or others using a list of electors for any reason other than a permitted purpose.

At the 2024 NSW Local Government elections, the NSW Electoral Commission received written requests from 98 candidates for copies of the relevant enrolment information for the wards or areas being contested. These candidates had not previously received copies of the relevant enrolment information. Once the election results had been declared, all candidates who had received copies of enrolment information were required to confirm that they had stopped using that information and had destroyed all copies of the information. Compliance with this requirement continues to be monitored.

City of Newcastle Ward 3 data breach

Regrettably, a printed authorised roll used to mark off electors during the local council elections for the City of Newcastle Ward 3 was raised as unaccounted for following the pack-down of a polling place after close of voting on election day. The data of 30,971 electors and non-residential electors (non-resident owners, occupiers and ratepaying lessees of rateable land) in City of Newcastle Ward 3 was printed on the roll as follows:

- Elector identification number[#]
- Full name
- Residential address for electors (not included for silent electors^{*}). For non-residential electors this is the address that applies for their non-residential elector status.
- Date of Birth (not included for silent electors^{*}).
- Sex of the enrolled person (as the letter 'F' or 'M').

An example of information on the electoral roll:

```
N00000001 > < DOE Jane ..... 60 Sample St,Sampletown,13.12.83,F
N00000002 > < DOE John ..... 61 Sample St,Sampletown,01.10.50,M
```

^{*}Silent electors' addresses and dates of birth are not listed on the printed electoral roll. The following details were included on the roll for silent electors:

- Elector identification number[#]
- Full name
- Sex (as the letter 'F' or 'M').

An example of silent elector information on the electoral roll:

```
N00000001 > < DOE Jane ..... F
N00000002 > < DOE John ..... M
```

[#]This is a unique number used by the NSW Electoral Commission to identify electors for administrative purposes. It does not appear on ID documents and cannot be used for ID verification purposes.

The NSW Electoral Commission worked closely with the NSW Police and the NSW Privacy Commissioner to take appropriate action. The individuals affected were contacted directly by mail, with details of the information that was available on the missing roll and guidance about protective steps they could take in response to this unfortunate breach. In addition to the letter, in accordance with section 59P(4) of the *Privacy and Personal Information Protection Act 1998*, the NSW Electoral Commission published a notification of the roll data breach on its public notification register, available on its [website](#).

Further, the NSW Electoral Commission took the following steps to publicise the notification and list the contact points for the public notification register on the website:

- Publishing a notice on the Electoral Commission's official Facebook page, including a link to the notification register, and boosting same to relevant postcodes in order to maximise engagement by platform users in the Newcastle area.
- Publishing an update to a previous media statement (of 8 October 2024), noting the public notification register.

- Publishing the 'City of Newcastle Ward 3 – data breach FAQs' webpage, including a link to the public notification register from the NSW Electoral Commission's 'Privacy' landing page, which is accessible from the website footer on every page of the Electoral Commission's website.

For the 2024 NSW Local Government elections, a total of 10,739 printed rolls were distributed. All of these printed rolls were signed back in and accounted for, with the exception of this one printed roll in City of Newcastle Ward 3. Despite this sound security record, and the fact there is no indication of any consequential misuse of the personal information in the missing roll, the Electoral Commission regrets causing any anxiety or any other concern for the electors in Ward 3.

The validity of the City of Newcastle election results was not impacted. All votes taken at the polling place where the roll was used were counted on election night and continued through the usual ballot tracking and counting and results processes. The Acting Electoral Commissioner determined that as the printed roll was not available to check which electors were marked off at that polling place, electors in Ward 3 would not be issued with 'Apparent failure to vote notices' for this election.

The NSW Electoral Commission is reviewing its processes for opportunities to strengthen security processes around the management of printed rolls.

Misinformation and disinformation

Globally, the conversation continues about misinformation and disinformation in the context of elections and democratic society more broadly. The NSW Electoral Commission follows and participates in these discussions so it remains aware of fundamental issues impacting trust in elections. At the 2024 NSW Local Government elections, the Electoral Commission again implemented strategies to mitigate the risks of misinformation/disinformation and preserve trust in the electoral system.

What is disinformation and misinformation?

The Electoral Commission considers that misinformation is false information spread due to ignorance, or by error or mistake, without the intent to deceive. Disinformation is knowingly false information designed to deliberately mislead and influence public opinion or obscure the truth for malicious or deceptive purposes.

Disinformation Register

For the 2024 NSW Local Government elections, the Electoral Commission again placed a specific focus on countering the threats to election integrity from online disinformation and misinformation. In particular, an online *Disinformation Register*, developed for the 2023 NSW State election (based on a similar register used by the Australian Electoral Commission at the 2022 federal election), was used to track and rebut significant false and misleading statements about electoral processes in New South Wales.

Seven items of disinformation were added to the Register during the 2024 NSW Local Government elections period. The Disinformation Register can be viewed on the NSW Electoral Commission's [website](#). Again, the Electoral Commission takes care not to attribute the disinformation to a specific person or organisation or post to prevent any perception of partiality and to avoid the risk of platforming or amplifying the poster or disinformation.

Context of the Register

The NSW Electoral Commission provides reliable and accurate information to the general public, electors and political participants about New South Wales electoral processes. The Electoral Commission can investigate the compliance of electoral communications with legislative requirements and take enforcement action where breaches have occurred. It is a function of the Electoral Commission to promote public awareness of electoral matters that are in the public interest by means of education and information programs. The NSW Electoral Commission does not investigate or enforce truth in political advertising more generally because there are no general truth in political advertising laws in NSW.

Structure of the Register

Each entry to the Register contained the following elements:

- Disinformation: A summary of the disinformation identified.
- Correct information: A summary of the relevant correct information.
- NSW Electoral Commission action: A summary of the action taken to counter the false claim, including relevant links.
- Date detected: The month and year in which the false claim was detected.
- Source: Where the false claim was seen.

Threshold for inclusion of entries on the Register

For an entry to be made in the Register, the relevant information must be assessed by the Electoral Commission as:

- concerning the administration or delivery of an electoral event or process for which the Electoral Commission is responsible under legislation
- objectively false or identified as a known tactic for spreading disinformation in a way that is deliberately leading to objectively false conclusions
- harmful to perceptions of electoral integrity for consumers of that information, and
- of significant enough reach or harm to potentially impact individuals outside of a small or closed communications community and their understanding of electoral processes.

To avoid amplifying or platforming the views of any specific individual or organisation during an election campaign period, or creating any perception of partiality, the Electoral Commission did not republish the disinformation itself.

Responding to reports received about disinformation

Members of the public and election participants were able to bring items they considered to be disinformation and misinformation about electoral processes to the attention of the Electoral Commissioner, through the Commission's website. These notifications were considered by the Electoral Commissioner, to determine whether the information should be included on the Register. The Electoral Commission can only investigate and take enforcement action in relation to electoral material where there is a potential breach of NSW electoral law.

Disruption campaigns against the Electoral Commission and subsequent legislative amendments

During the 2023 NSW State election, the Electoral Commission was the target of a disruption campaign, similar to campaigns experienced overseas and in other Australian electoral jurisdictions. Disruptive material was disseminated online and there were attempts by members of the public to make personal contact with staff.

The transfer of full early voting ballot boxes to district election managers' offices during the NSW 2023 State election period became a focus of particular commentary online. The Electoral Commission relies on temporary election staff from the local community in hundreds of voting locations to make their private vehicles available to assist in this ballot box transfer process. Some candidate supporters were encouraged to film these election staff undertaking these ordinary ballot paper box movements using their private vehicles. Some made verbal allegations, while following and filming staff, that they were committing criminal offences, which were then amplified after these recordings were posted online.

In the [Electoral Commissioner's Report on the administration of the 2023 NSW State election](#), a recommendation was made to Government to give consideration to a new offence that would make it unlawful for a person to film, photograph or seriously harass an election official in the course of carrying out their duties. A criminal offence could be a strong public statement of support for continued orderly election administration and the integrity of the NSW electoral system.

The Electoral Commission appreciates that there is a constitutional freedom of political communication in Australia that can only be burdened by legislation where it is reasonable and proportionate to do so, however, it is imperative that voters can safely participate in elections and that election workers are protected while delivering elections in New South Wales.

In response, at the request of the former Electoral Commissioner, the *Local Government (General) Amendment (Elections) Regulation 2024* made changes to the conduct of local government elections that took effect for the 2024 NSW Local Government elections; namely:

- it is now an offence to film or photograph election officials and scrutineers while performing their duties, in a way that would likely make the official or scrutineer feel intimidated or harassed
- election managers (state elections) and polling place managers (local government elections) now have the ability to give health and safety directions at any election or place where voting is occurring.

While the Electoral Commission had escalation pathways in place with social media platforms, it did not experience the level of disruption at the 2024 NSW Local Government elections as was seen at the 2023 NSW State election.

See *Engagement with social media platforms* for information about the escalation pathways.

Registration of political participants

The NSW Electoral Commission is responsible for the registration of electoral participants under the *Electoral Funding Act 2018*. The Act prescribes the registration of candidates, groups of candidates, and third-party campaigners for electoral funding purposes and the rules for the management and disclosure of political donations and electoral expenditure.

Information in this report about the requirement for registration for electoral funding purposes (accepting political donations and incurring electoral expenditure) applies to all candidates and other participants in the 2024 NSW Local Government elections, including those for Fairfield City Council and Liverpool City Council (these two councils did not engage the NSW Electoral Commissioner to conduct their elections). Offences under local government electoral laws at all council elections are also enforced by the NSW Electoral Commission.

Funding and Disclosure Online

Political participants were able to register, update their registered details, appoint an official agent and lodge disclosures online using the Electoral Commission's Funding and Disclosure Online portal. Since the portal was first made available for the (deferred) 2021 Local Government elections it has been expanded to allow all political participants to register for electoral funding and campaign finance purposes, and party or official agents to be appointed online. *Funding and Disclosure Online* seeks to meet community expectations around the role of technology in the electoral context, both for service delivery and regulatory functions.

There are currently more than 6,000 registered users of the system following a significant increase in use during the candidate registration process for the 2024 NSW Local Government elections.

Registration of candidates, groups of candidates, third-party campaigners and parties

Candidates and groups of candidates

Candidates and groups of candidates were required to be registered for the 2024 NSW Local Government elections under the *Electoral Funding Act 2018* before accepting political donations or making payments for electoral expenditure. The registration of a candidate or group for campaign finance purposes is a separate process to the candidate or group being nominated for the election and have their respective names printed on the ballot paper.

Councillors seeking re-election did not need to be registered for campaign finance purposes before accepting political donations or making payments for electoral expenditure.

Candidates and groups were able to register through the NSW Electoral Commission's *Funding and Disclosure Online* system or by requesting a printed version of the registration form. A total of 1,644 candidates and 189 groups registered online. A total of 78 candidates and 13 groups registered using the manual, paper-based process.

Any candidates and groups who were nominated but not registered before being nominated were taken to be registered when they were nominated on the day after the close of nominations. From the day after the close of nominations, all nominated candidates and groups could lawfully accept political donations and make payments for electoral expenditure for the election.

Third-party campaigners

A third-party campaigner is a person or entity (other than a political party, candidate, group of candidates, elected member, or associated entity) that incurred more than \$2,000 in electoral expenditure for an election in a local government area during the capped expenditure period, which began on 1 July 2024 and ended on election day.

Electoral expenditure incurred by a third-party campaigner is expenditure that has the dominant purpose of promoting or opposing a political party or candidate or influencing the vote at an election.

Third-party campaigners were able to register using *Funding and Disclosure Online* or by requesting a paper form. When registering, a third-party campaigner was also required to appoint an official agent responsible for managing and disclosing the third-party campaigner's political donations and electoral expenditure. This includes operating a campaign account on behalf of the third-party campaigner.

Third-party campaigners were required to be registered for the elections in a local government area before paying for electoral expenditure.

The details of registered candidates, groups, third-party campaigners, and official agents are included in publicly available registers published on the NSW Electoral Commission's website.

Registrations for the 2024 NSW Local Government elections

The following tables shows the number of registrations received (and cancelled) by category for the 2024 NSW Local Government elections.

Table 5: 2024 NSW Local Government elections – Registrations received

	Candidates	Groups of candidates	Third-party campaigners
Registrations accepted	4,128	765	7
Cancelled registrations	20	0	0
Total	4,148	765	7

Note: These figures include registrations for Fairfield City and Liverpool City councils that are not included in the nominations data. Candidates who registered for both mayoral and councillor are counted twice in these numbers.

Not all candidates who registered proceeded to nomination, but all nominated candidates must be registered. This means the number of candidate registrations does not necessarily equal the number of candidate nominations.

Registered political parties

The NSW Electoral Commissioner maintains publicly available registers of political parties. Extracts from the registers are published on the NSW Electoral Commission's website. Parties are registered for local government elections under the *Local Government Act 1993* and for state elections under the *Electoral Act 2017*. Parties registered for state elections are also registered for local government elections.

Forty-five (45) political parties in total were registered for the 2024 NSW Local Government elections. This includes the 31 parties on the local government register of parties and the 14 parties registered for state elections, as shown in the following two tables.

Local government register of political parties

Thirty-one (31) parties were registered for local government elections under the *Local Government Act 1993*, an increase of two parties compared to the twenty-nine (29) at the 2021 NSW Local Government elections.

Table 6: Political parties registered for the local government elections (at September 2024)

Party
Australia First Party (NSW) Incorporated (Councils)
Australia Multinational Unity INC
Australian Christians
Australian Democrats (NSW)
Australian Federation Party New South Wales
Australian Women's Party
Battler
Central Coast Heart
Clover Moore Independent Team
Community Champions

Party
Community First Totally Independent Party
Community Voice of Australia
Family First Party New South Wales
Georges River Residents and Ratepayers Party
Good for Manly
Kogarah Residents' Association
Lake Mac Independents
Liverpool Community Independents Team
Lorraine Wearne Independents
Manly Independents - Putting Residents First
Nella Hall Independents
Our Local Community
Peaceful Bayside
Residents First Woollahra Independents
Serving Mosman
Shoalhaven Independents Group
Strathfield Independents
The Local Independent Party
Totally Locally Committed Party
Your Northern Beaches Independent Team
Yvonne Weldon Independents

State register of parties

Fourteen (14) parties were registered for state elections under the *Electoral Act 2017*.

Table 7: Political parties registered for state elections (at September 2024)

Party name
Animal Justice Party
Australian Labor Party (NSW Branch)
Health Environment Accountability Rights Transparency (HEART)
Legalise Cannabis NSW Party
Libertarian Party (formerly Liberal Democrats)

Party name
National Party of Australia – NSW
Pauline Hanson's One Nation
Public Education Party
Shooters, Fishers and Farmers Party (NSW) Incorporated
Socialist Alliance
Sustainable Australia Party – Stop Overdevelopment / Corruption
The Greens NSW
The Liberal Party of Australia, New South Wales Division
The Small Business Party

Note: Parties registered for state elections are also registered for local government elections.

Caps on electoral expenditure

Electoral expenditure for these elections was capped, meaning there was a limit on the amount of expenditure that could be incurred during the capped expenditure period by political parties, candidates, groups of candidates, and third-party campaigners.

The legislated caps are based on the number of enrolled electors in each local government area or ward as determined by the NSW Electoral Commissioner. The capped expenditure period began on 1 July 2024 and finished on election day, 14 September 2024. Registered candidates, group of candidates, and third-party campaigners were notified of the number of enrolled electors in their area or ward and the specific expenditure caps that applied to them.

Information on the number of enrolled electors and applicable caps in each area and ward is available on the NSW Electoral Commission's website.

Caps on political donations

Political donations made to political parties, elected members, candidates, groups of candidates, associated entities, and third-party campaigners are capped in New South Wales. The caps on political donations are adjusted for inflation each financial year. In summary, the donation caps that applied at the elections are:

- \$7,900 cap from 1 July 2024 for any political donation to, or for the benefit of, a registered party or a group of candidates
- \$3,800 cap from 1 July 2024 for any political donation to, or for the benefit of:
 - a party that is not a registered party, or
 - an elected member, or
 - a candidate, or
 - a third-party campaigner.

Political donations accepted from the same donor by the same recipient in a financial year are to be aggregated for the purpose of the donation caps. Donations accepted from the same donor by elected members, candidates, and groups of candidates endorsed by the same party in a financial year are to be aggregated for the purposes of the donation caps.

Donations to candidates, groups, and elected members of the same party are to be aggregated separately for local government elections and other purposes.

More information about the political donation rules and caps is published on the Electoral Commission's [website](#).

Disclosure of political donations and electoral expenditure

Registered candidates, groups of candidates, councillors and mayors, political parties, third-party campaigners, associated entities and major political donors are required under the *Electoral Funding Act 2018* to disclose their political donations and electoral expenditure to the NSW Electoral Commission.

Awareness of, and compliance with, disclosure obligation requirements is promoted to stakeholders in a range of ways prior to, during, and following each of the disclosure lodgement periods. Such promotion includes updates to the NSW Electoral Commission's website, webinars, the publication of election bulletins and Candidate handbooks at elections, fact sheets, direct email, SMS, and social media updates on the Electoral Commission's various platforms. Disclosures can be made to the Electoral Commission using the *Funding and Disclosure Online* system, or by paper form if the portal cannot be used.

The following disclosures are required:

- political donations made and received, and electoral expenditure incurred, by candidates, groups of candidates, elected members, political parties, third-party campaigners, and associated entities.
- electoral expenditure incurred during a capped expenditure period, and political donations received (for the purpose of making payments for that electoral expenditure) by third-party campaigners.
- reportable political donations made by major political donors.

The following disclosures are required for disclosure periods up to and including the end of the 2024-25 financial year:

- half-yearly disclosure of political donations (1 July- 31 December 2024) due 11 February 2025
- half-yearly disclosure of political donations (1 January 2025-30 June 2025) due 11 August 2025
- annual major political donor disclosure (1 July 2024-30 June 2025) due 11 August 2025
- annual disclosure of electoral expenditure (1 July 2024-30 June 2025) due 22 September 2025.

Candidates must make disclosures even if they were not elected. Also, many will be required to make more than one disclosure for each disclosure period. For example, a lead candidate of a group of candidates who was elected will need to submit three disclosures: as an individual candidate, as the lead candidate on behalf of the group, and as an elected member.

Disclosures are published on the Electoral Commission's [website](#). The following table lists the number of 2024-25 financial year disclosures due (including those for the 2024 Local Government elections) by participant category.

Table 8: Disclosures due for 2024-25 financial year (including the 2024 Local Government elections)

Registered electoral participant	Donation disclosures for half -year period 1 Jul-31 Dec 2024	Donation disclosures for half-year period 1 Jan-30 June 2025	Annual electoral expenditure disclosure 1 Jul 2024-30 Jun 2025
Associated entity	4	4	4
Candidate	4,017	0	4,017
Elected member	1,948	1,423	1,948
Group of candidates	765	0	765
Third-party campaigner	8	0	8
Political party	54	54	54
Total	6,796	1,481	6,796

By improving the transparency of enforcement activities the NSW Electoral Commission hopes to raise awareness among political participants about their obligations and reduce future non-compliance. Using the February 2025 disclosures that were due for political participants at the 2024 Local Government elections, the Electoral Commission intends to publish specific information about levels of compliance with those disclosure obligations, as well as enforcement actions taken in response to failure to lodge.

Candidate and group nominations

Candidate nominations – councillor and mayoral contests

The *Local Government Act 1993* sets out the process for the nomination of candidates and groups.

Table 9: Nomination – key dates

Date	Activity
Monday, 5 August 2024	8am: Open of lodgement of nominations 6pm: Close of roll for the purposes of confirming candidates/nominators and authorised roll printing
12 noon: Wednesday, 14 August 2024	Close of nominations
Thursday, 15 August 2024	Announcement of candidates Conduct of ballot paper draws

Candidate nominations, requests to form a group and payment of the nomination deposit could be completed online (see Nomination Online Management System below). Candidates and registered political parties could alternatively lodge their completed paper nominations, group forms and nomination deposits directly with the returning officer. In the case where a council shared a returning officer's office (a regional returning officer's office), nomination forms could be lodged at designated council offices.

Table 10: Candidate nominations lodged for the 2024 NSW Local Government election

Nominations	Online lodgement	Manual lodgement	Total
Nominations accepted	3,205	683	3,888
Nominations rejected	39	39	78
Nominations withdrawn	28	3	31
Total nominations	3,272	725	3,997

A total of 3,888 candidate nominations were accepted (out of the 3,997 nominations lodged) for the 2024 NSW Local Government elections (compared with 3,865 accepted for the 2021 NSW Local Government elections). Of the 3,888 candidate nominations accepted:

- 3,737 nominations were accepted for candidates contesting councillor positions (96 per cent of total nominations)
- 151 nominations were accepted for candidates contesting mayor positions (4 per cent of total nominations)
- 36 per cent of candidate nomination forms were lodged with errors requiring correction
- of those, 42 per cent were lodged manually and 34 per cent were online nominations
- 49 per cent of all candidate nominations were lodged in the last two and a half days of the lodgement period
- 2,902 councillor candidates were members of a group
- 739 nominations for groups of candidates were accepted.

A nomination was rejected by the NSW Electoral Commission if mandatory information was omitted from a nomination form. Of the 78 nominations rejected:

- 34 nomination forms were incomplete at the legislated close of nominations (12 noon on Wednesday, 14 August 2024), including missing section(s)/page(s), incomplete forms or candidate and/or nominator signatures missing
- 27 nominations were rejected due to the candidate information sheet not signed by an authorised witness

- 10 nominations were rejected because the candidate was not on roll prior to close of rolls for the purpose of being nominated
- seven nominations were rejected due to insufficient eligible nominators.

Nomination Online Management System

Ahead of the 2019 NSW State election, the Joint Standing Committee on Electoral Matters (JSCEM) recommended the introduction of an online system to make it easier for candidates and parties to submit their nomination forms, and to streamline the processing of this information by the NSW Electoral Commission. In response to this recommendation, the NSW Electoral Commission developed the *Nomination Online Management System*, which was first implemented for the 2019 NSW State election.

The *Nomination Online Management System* was further refined for use at the 2021 NSW Local Government elections, 2023 NSW State election and again for the 2024 NSW Local Government elections. The system enables candidates and registered political parties to prepare documentation in advance of the opening of the nomination period to ensure all mandatory information was provided and applicants were verified against the electoral roll. These documents were then lodged online with the nomination deposit. Of the total nominations lodged for the 2024 NSW Local Government elections, 82 per cent were lodged online.

As noted in previous election reports, the *Nomination Online Management System* reduces the administrative burden on electoral participants and supports the process of complying with legislation. It also reduces the risk of errors being introduced when information is entered manually from paper forms into the election systems, which is particularly important for candidate names on ballot papers. Other benefits of using the *Nomination Online Management System* include:

- the enrolment of candidates and nominators is automatically verified
- ensures all compulsory sections of the nomination form are completed
- enables candidates and/or registered political parties, administrators and groups to oversee and manage the progress of each nomination
- allows for the nomination forms and deposit to be lodged online
- provides automated messaging between the NSW Electoral Commission and the candidate or party with regards to the acceptance or rejection of each nomination.

Candidates were encouraged to use the online system where possible and to not leave their nomination lodgement until the end of the nominations period. Although it is the responsibility of every candidate to lodge nomination papers that are correct in full prior to the strict closing deadline, lodging early increased the chances of NSW Electoral Commission officers noting errors or omissions in time for candidates to rectify these prior to close of nominations.

The online system was demonstrated to parties and candidates and a helpdesk established (see *Candidate helpdesk* section for more information) to address concerns or problems with using the system.

There were challenges in the lead-up to the 2024 NSW Local Government elections in making the necessary changes in time, following the system's use at the 2023 NSW State election. It is likely that more significant investment will be needed prior to the next state general election in 2027 and the next local government ordinary elections in 2028. The Electoral Commission had also hoped to be able to offer a more seamless online experience for election participants at those elections as part of its digital modernisation program but funding for the program was not provided in the State budget for 2024-25 and the modernisation team has had to be disbanded. It is not yet clear what if any new or modified online services can be provided at the next ordinary elections.

Candidate demographics

While not a requirement for nomination, the Electoral Commission collects (optional disclosure) some demographic information and other statistical data from candidates. For example, for the 2024 NSW Local Government elections:

- 1,667 candidates identify as female
- 2,232 candidates identify as male
- 1,530 candidates contested the previous ordinary council elections (December 2021)
- 165 candidates identify as having Aboriginal and/or Torres Strait Islander background
- 185 candidates identify as living with disability

- 56 candidates with Arabic as first language
- 19 candidates with Cantonese as first language
- 59 candidates with Mandarin as first language
- 928 candidates when nominated were in the age range 50 to 59 years.

See Appendix B for further demographic data.

Party request for extension of the nomination period

The Liberal Party of Australia, New South Wales Division requested an extension of the nomination period from 12 noon on Wednesday, 14 August to Wednesday, 21 August 2024.

Dr Matthew Phillips, Acting NSW Electoral Commissioner at the time, responded that it was not possible to lawfully extend the nomination period in line with the request and, even if it was, it would not be appropriate to do so in the circumstances, including because of the very significant ramifications any extension of the nomination period would have for the conduct of the elections. More information is available in a [statement published](#) on the NSW Electoral Commission's website, including the correspondence received from the party.

Electoral material

What is electoral material?

Electoral material produced for elections in New South Wales can be in printed or electronic format. Examples of electoral material are: 'how-to-vote' cards; advertising in newspapers, on radio or TV; social media posts by election participants; bulk emails and letters sent to electors; posters; leaflets; and stickers.

Electoral material must not state or imply it is an official communication from the NSW Electoral Commissioner or the NSW Electoral Commission. This can include giving a misleading impression created through the use of colours or other visual design features.

Electoral material produced, published, distributed or displayed during the *regulated period* for an election must comply with the rules set out in legislation. Breaking these rules during the regulated period is a criminal offence, and the NSW Electoral Commission monitors and enforces compliance. For the 2024 NSW Local Government elections, the regulated period was from Monday, 5 August to 6pm on election day Saturday, 14 September. The rules that applied to electoral material for these elections are set out in the Division 9A of Part 11 of the *Local Government (General Regulation) 2021*.

The *Local Government (General) Amendment (Elections) Regulation 2024* added requirements about the placement and legibility of names and addresses in authorisation text on social media posts which constitute electoral material.

Table 11: Electoral material key dates

Date	Activity
Monday, 5 August 2024	Start of regulated period
Wednesday, 14 August 2024	Open of registration of electoral material Online system for registration of electoral material is available
Monday, 26 August 2024	Registered electoral material available on NSW Electoral Commission website
Friday, 6 September 2024	5pm: Close of registration of electoral material
Saturday, 14 September 2024 Election day	6pm: End of regulated period for electoral material

Registration of electoral material

Electoral material for distribution on election day must be registered with the NSW Electoral Commission. Copies of registered electoral material for the 2024 Local Government elections were published on the NSW Electoral Commission's website.

An online system was available for the registration of electoral material for distribution on election day. Items could also be manually lodged or by email.

In total, 3,997 pieces of electoral material were submitted for registration. Of this, 3,871 items were lodged using the online system and 126 items were lodged via the paper-based manual process.

- 2,137 pieces of electoral material were approved, of which:
- 1,740 items were about candidates for councillor elections
- 56 items were about candidates for mayor elections
- 304 items were for mayor and councillor
- 18 items contained multi-contest instructions, including referendum and polls
- 19 were considered generic material (that is, they did not contain "vote 1" directions for a candidate).

- 1,860 pieces of electoral material were rejected or withdrawn, of which:
- 1,562 items were about candidates for councillor elections
- 29 were about candidates for mayor elections
- 229 were for mayor and councillor
- 17 contained voting instructions for more than one contest, including referendum and poll
- 23 were considered generic material.

The majority of rejections were due to:

- applicants not representing the ballot paper correctly; for example, not providing a clear representation of the ballot paper, spelling errors in candidate names, and not showing the correct independent status or registered party name next to the candidate.
- voting directions not clear or likely to confuse an elector; for example, voting directions do not direct an elector to cast a formal vote.

Display of electoral material

All registered electoral material was displayed on the NSW Electoral Commission's website progressively from Monday, 26 August until 6:30pm election day.

The NSW Electoral Commission encouraged registered electoral materials be made accessible by political participants to enable the use of assistive technology by electors such as screen readers. The NSW Electoral Commission provided a guide to creating accessible documents.

Other compliance requirements for electoral material

The NSW Electoral Commission may and did provide guidance on whether electoral material complies with the requirements of NSW electoral laws, but it does not provide legal advice. Election participants were encouraged to seek their own legal advice before producing electoral material if they had any concerns about its legality.

Political parties, candidates, candidate and party workers, individuals, organisations and community groups must also comply with any other laws about the placement, display or distribution of electoral material in relation to roads, telegraph poles, private and public property and other public spaces regulated by authorities such as local councils and public utilities.

Voting channels

The voting options (channels) available to electors for the 2024 NSW Local Government elections were:

- in-person voting before election day (pre-poll) during the early voting period (subject to eligibility)
- telephone assisted voting for electors who are blind or have low vision
- postal voting (subject to eligibility)
- in-person voting on election day
- declared institution voting at appointed venues.

Early voting (pre-poll) and postal voting eligibility

An elector was eligible to cast an early vote or a postal vote for any of the following reasons:

- will be outside your ward or council area on election day
- will be more than 8km from a polling place in your ward or council area on election day
- will be travelling and unable to attend a polling place on election day
- are a resident in a hospital, aged care facility or retirement village (postal voting only)
- are seriously ill or infirm, and due to such illness or infirmity will be unable to attend a polling place
- are approaching maternity
- have religious membership or beliefs that prevent you from attending a polling place on election day
- are in a correctional centre and prevented from attending a polling place on election day
- are caring for a person outside of a hospital setting, which prevents you from attending a polling place on election day
- will be working on election day
- are a silent elector
- are a person with a disability
- believe that attending a polling place on election day will place your personal safety or the safety of your family at risk
- are self isolating because of COVID-19 (postal voting only)
- believes that attending a polling place on election day will place the personal safety of the person or of members of the person's family at risk.

Early voting (pre-poll) in-person

Pre-poll voting was available from Saturday, 7 September to Friday, 13 September 2024 (closed Sunday, 8 September). Pre-poll locations were available in every council area where an election was conducted by the NSW Electoral Commission.

Changes made by the *Local Government (General) Amendment (Elections) Regulation 2024* that came into effect for the 2024 NSW Local Government elections reduced the pre-poll period to a period beginning seven days before election day (previously 11 days).

All pre-poll voting locations and their accessibility rating were published on the NSW Electoral Commission website.

For the 2024 NSW Local Government elections, 1,500,237 ordinary votes were issued during the pre-poll period. It is difficult to compare this with the 2021 NSW Local Government elections because those elections were conducted during the COVID-19 pandemic and iVote (internet voting) was available and used by significantly more voters than previously. The number of pre-poll votes issued for the 2024 Local Government elections, however, was 449,324 more than the number issued in 2021.

Telephone assisted voting

Technology assisted voting was provided in the form of telephone assisted voting for electors who are blind or have low vision.

Key dates

Table 12: Telephone assisted voting key dates for the 2024 NSW Local Government elections

Date	Activity
Saturday, 7 September 2024	Open of telephone assisted voting applications and voting
Friday, 13 September 2024	Close of telephone assisted voting applications
Saturday, 14 September 2024	1pm: Close of telephone assisted voting

To maintain the secrecy of a telephone vote, the NSW Electoral Commission uses a two-step process: (i) registration and (ii) voting.

A registration operator confirmed the elector's eligibility and personal details and issued a unique registration number. A second operator recorded the vote, using only the unique registration number to identify the elector.

This separation ensured that the voting operator could not personally identify the elector. The voting operator verifies the accuracy of the preferences recorded by reading them back to the elector before placing the ballot paper in the ballot box.

Voting steps were monitored from end-to-end by another election official to support the overall integrity of the process.

For the 2024 Local Government elections a total of 760 electors registered for telephone assisted voting and 749 electors cast a vote using telephone assisted voting.

Postal voting

Postal vote timeline

Table 13: Key dates for postal voting for the 2024 NSW Local Government elections

Date	Activity
Tuesday, 6 August 2024	Open of postal vote applications
Monday, 19 August 2024	Start of distribution of postal vote packs to electors with accepted applications and all electors registered as a general postal voter
Monday, 9 September 2024	5pm: Close of postal vote applications
Saturday, 14 September 2024 Election day	6pm: Elector to complete the ballot paper(s) and the postal vote certificate, including completion of the witness section.
Friday, 27 September 2024	6pm: Close of return of completed postal vote certificates to the NSW Electoral Commission

Electors could apply for a postal vote online, by downloading and printing an application form, or by contacting the Electoral Commission's call centre. All paper postal vote applications were processed through the Centralised Postal Vote Count Centre located in Sydney. See the following table for the methods utilised for postal vote application.

Table 14: Postal vote application method used

Postal vote application by method	Number of applications
General postal voters (automatically receive a postal vote if enrolled in a contested area)	114,844
Application made using the online system or via the elector enquiry call centre	319,842
Paper-based applications (application form is downloaded via the NSW Electoral Commission website and submitted)	5,155
Total	439,841

Postal vote applications from 1,372 electors were rejected (see table below for rejection reasons).

Table 15: Postal vote applications rejected (by reason)

Postal vote application rejection reason	Number rejected
Applications closed	459
Elector is a general postal voter (and therefore did not need to apply)	397
Election not being by the NSW Electoral Commission	317
Elector's declaration completed incorrectly	92
There is no election contested in the elector's enrolled area	74
Application not signed	15
Unauthorised application form used	12
Postal address unreadable or incomplete	4
Elector incorrectly declared they are a silent elector	2
Total	1,372

Centralised postal vote processing

The Centralised Postal Vote Count Centre (CPVCC) facilitated all aspects of postal voting, including the processing of paper postal vote applications, receipt of postal vote packs, scrutiny of postal vote certificates and counting postal vote ballot papers.

The centralisation of these processes provided consistency of approach in the processing of postal votes across New South Wales. In addition, the redirection of processing of postal votes from the returning officers to the centralised operations unit reduced the effort required by each of the returning officers, enabling them to focus on their specific local operations during the election period.

Postal vote scrutiny and analysis

Table 16: 2024 NSW Local Government elections returned postal vote breakdown*

Postal vote envelopes breakdown	Value
Issued - includes general postal voters	438,735
Accepted	346,466
Rejected	34,738
Not returned	57,531

*as at Saturday, 28 September 2024.

To comply with legislated requirements when casting a postal vote, an elector is required to complete a postal vote certificate. The postal vote certificate is unique to each elector and includes the local government area and/or ward in which they are enrolled, their name and enrolled address and other administrative information including a security question and answer that must be answered correctly on the postal vote certificate for electors who applied online. This is used in place of a signature match for a paper application. The elector must sign and date the postal vote certificate in the presence of a witness. The postal vote certificate is also signed and dated by the witness. This must occur on or before 6pm on election day.

The initial scrutiny of postal vote certificates included examination by election officials of the postal vote certificate and data entry of this information to determine if the accompanying ballot papers were to be accepted for further scrutiny. If accepted, election officials then removed the ballot papers and prepared the ballot papers for counting without examining the vote on those ballot papers. The Electoral Commission notes that candidate scrutineers are entitled to be present at the initial scrutiny. Before the next ordinary elections, the Electoral Commission will review its initial scrutiny processes and seek from stakeholders.

Postal votes from 34,059 electors were not accepted for further scrutiny (see the table below for the rejection reasons).

Table 17: Postal votes rejected

Postal vote rejection reason	Number rejected
Security question answer does not match	11,568
Elector and witness dates don't match	5,723
Signatures are dated after election day	5,622
Not signed by witness	3,552
Not signed by elector	727
Elector has already voted	335
No elector date and received after election day	99
Elector and witness signatures are the same	73
Signature does not match postal vote application	25
More than one of the reasons above	6,335
Total	34,059

During the postal vote certificate extraction process some certificates are found to be empty or contain more than one person's ballot paper which requires both to be excluded. This means that the number of postal votes included in the count can be less than the total accepted postal certificates during scrutiny.

For the 2024 NSW Local Government elections:

- 438,735 postal votes were issued, an increase of 51.5 per cent from the 2021 NSW Local Government elections, where 289,569 postal votes were issued. The unavailability of internet voting is likely a factor in this increase (iVote was available at the 2021 elections). At the last ordinary elections in 2021, the rate of postal voting was 5.1 per cent, which is 2.7 percent lower compared with the 2024 ordinary elections.
- the return rate at close of receipt of postal votes by the Electoral Commission was 86 per cent (80 per cent at the 2021 NSW Local Government elections).
- the scrutiny reject rate was 8.9 per cent (10.8 per cent for the 2021 NSW Local Government elections).

Braille postal vote packs

The NSW Electoral Commission provided electors who are blind or have low vision the option to vote using braille postal ballot papers. Seven electors utilised this service and were sent postal vote packs containing ballot papers, postal vote instructions and a postal vote certificate all in Braille. The NSW Electoral Commission thanks Vision Australia for the production of these ballot papers.

Postal vote applications via candidates and political parties

Candidates and political parties may distribute postal vote application forms, together with electoral material. While some election participants note on the forms that completed postal vote applications should be returned directly to the Electoral Commission, other participants include a pre-paid return envelope addressed to the participant. That is, the elector's postal vote application is first received by the participant before being passed to the Electoral Commission. More than 850 postal vote applications of this kind were received via candidates and political parties at the 2024 NSW Local Government elections.

The Electoral Commission observed practices at previous elections where postal vote application forms were modified to such an extent that the role of the sending election participant was obscured. In response, changes that were made to the postal vote application form approved for distribution by election participants for this purpose at the 2023 NSW State election were repeated for the 2024 NSW Local Government elections, including:

- A uniform blank field was included in the design of the form for election participants wanting to include electoral material on the form itself, to increase transparency for voters about who was sending them the form. Some election participants instead chose to distribute the Electoral Commission's ordinary postal vote application form and enclosed separate items of electoral material.
- To improve privacy awareness of electors and election participants, a standard personal information collection notice was required for all applications. This collection notice included specific advice with respect to the distribution of postal vote applications by candidates and political parties, including noting that applications may be returned directly to the NSW Electoral Commission instead of an address provided by the election participant.

This approach was designed to reduce the risk of an elector believing a postal vote application distributed by a candidate or political party had been sent to them by the Electoral Commission and was being returned directly to the Commission. It also better supported the privacy of electors by clarifying how their personal information may be treated if they returned their application via a candidate or political party.

To support the integrity of postal voting, in line with the NSW Electoral Commission's regulatory priority number four, prior to the 2024 NSW Local Government elections all registered candidates and political parties were contacted about what information may mislead electors when candidates send postal votes applications to their constituents. It was noted throughout the election period that candidates and parties issuing candidate postal vote applications did use the approved form, which included information for electors about alternate return options (that is, not requiring them to share their personal details with the party/candidate).

The Electoral Commissioner has included recommendations earlier in this report for legislative reform in this area.

Ongoing challenges for postal voting in Australia

Postal voting continues to be an important voting channel for electors who are unable to attend a voting centre to cast their vote. This is particularly the case for local government elections, where electoral legislation does not allow for out-of-area (absent) voting – electors must vote in their local council area/ward or at a special multi-area/ward polling place.

The enfranchisement of thousands of voters in New South Wales relies on an effective and efficient letter delivery service. Electoral commissions around Australia continue to press this point.

As technology assisted voting was limited to telephone voting for electors who are blind or have low vision, postal voting was also the only option for electors who were overseas for the 2024 NSW Local Government elections. Due to the reduction in postal services and increase in postage times internationally, it was unlikely electors would receive their postal votes by the election day if ordinary international postal services were used throughout the whole postal voting period. To mitigate this risk, after 27 August 2024 overseas postal vote packs were sent by international courier. The Electoral Commission issued 14,587 postal votes to overseas electors. Of this, 10,327 were sent prior to 27 August 2024 via Australia Post international services and 4,260 were sent via Fedex international courier.

There were no interstate or international drop-off locations. All postal votes needed to be returned to the NSW Electoral Commission directly by the elector.

Election day in-person voting

Electors could vote in person on election day Saturday, 14 September 2024 from 8am to 6pm. All venues had their location and accessibility rating published on the NSW Electoral Commission website. For the 2024 NSW Local Government elections 2,387,875 electors voted on election day.

Declared institution voting

Some nursing homes, convalescent homes, hospitals and aged-care facilities were appointed by the NSW Electoral Commissioner as declared institutions. Election officials attended these institutions in the five days prior to election day to allow residents to vote in person on site (9–13 September 2024). Voting at declared institutions is restricted to the residents of that particular institution. For the 2024 NSW Local Government elections, 14,424 declared institution votes were cast across 585 venues.

Declaration votes over the voting period

Declaration votes were issued during pre-poll, declared institution voting and on election day. Declaration vote types for a local government election are 'enrolment' (an elector enrolling for the first time, updating their enrolment information, or whose name does not appear on the roll) and name already marked as voted (an elector who appears on the roll to have already voted at the election [NAMAV]). For the 2024 NSW Local Government elections, 144,275 declaration votes were issued as per the table below.

Table 18: Declaration votes taken by type for the 2024 NSW Local Government elections

Declaration votes by type	Value
Enrolment	143,963
NAMAV	312
Total	144,275

Counting and results

After the close of voting on election day, ballot boxes are opened and the ballot papers sorted and counted. A series of counts (the initial count, check count and the distribution of preferences) are undertaken before the final results are declared.

For the 2024 NSW Local Government elections, count results were updated progressively on the NSW Electoral Commissions website (the *Virtual Tally Room*) from 6pm on election day. Information about how votes are counted in a local government election is available on the NSW Electoral Commission's [website](#).

Work health and safety considerations for count staff

In accordance with the NSW Electoral Commission's work health and safety principles:

- election-night counts were completed or ceased by 10pm
- referendum/poll ballot papers were only tallied on election night, not counted to 'Yes' or 'No'
- no counting was conducted on the Sunday following election day or any Sunday during the count period.

Changes to legislation

- The *Local Government (General) Amendment (Elections) Regulation 2024* includes provisions setting out the method for the initial counting of votes for ballot papers that use group voting squares has been amended so that it is consistent with the method used at the NSW 2023 State election. This amendment was made in response to a proposal for legislative change suggested by the NSW Electoral Commission.
- This legislation change enabled the implementation of a new initial count process for councillor ballot papers with group voting squares. Ballot papers with group voting squares were only sorted to the first preference in the group voting squares above the line and to the first preference of the ungrouped candidates. This new process was implemented as a measure to increase the number of election venues that completed their counts on election night by 10pm to comply with NSW Electoral Commission work health and safety requirements, as well as to simplify count processes.

Centralised operations

In addition to processing postal vote applications and nominations, count processes were conducted at the four centralised sites as follows.

Sydney Count Centre

The Sydney Count Centre conducted the entire Check count of councillor ballot papers for the Sydney Metropolitan area. This included a Check count of the ballot papers counted on election night, batching and data entry of all ballot papers.

For the 2024 NSW Local Government elections a total of 2,387,130 ballot papers were processed at this count centre.

Newcastle Count Centre

The Newcastle Count Centre conducted the Initial count on election night of councillor ballot papers to support the Lake Macquarie councillor contest, and conducted the Initial counts for Central Coast councillor contests and the complete Check count process of councillor ballot papers for the selected regional contests. This included a Check count of the ballot papers counted on election night, batching and data entry of all ballot papers.

For the 2024 NSW Local Government elections a total of 635,924 ballot papers were processed at this count centre

Centralised Postal Vote Count Centre

The Centralised Postal Vote Count Centre was established prior to election day to manage the complete postal vote process including the processing of postal vote applications, the fulfilment process, helpdesk function, scrutiny and extraction. The nominations processes were also carried out at this centre; as was the:

- conduct of the Initial count on election night of postal votes for mayor contents and the Initial counts for all mayor, councillor and referendum ballot papers received via postal votes

- conduct of the complete Check count process for mayor and councillor ballot papers received via postal votes. This included an Initial count, Check count, batching and data entry of each ballot paper.

For the 2024 NSW Local Government elections a total of 470,203 ballot papers were processed at this count centre.

Centralised Declaration Vote Count Centre

Staff located at the Centralised Declaration Vote Count Centre conducted:

- the Initial count on election night of councillor ballot papers to support The Hills and Sydney councillor contests
- the complete Check count process for mayor and councillor ballot papers received via declaration votes from Metropolitan Sydney and selected regional polling places and pre-poll voting centres. This included the Initial count, Check count, batching and data entry of all ballot papers.

For the 2024 NSW Local Government elections a total of 157,826 ballot papers were processed at this count centre.

Count timeline for the 2024 NSW Local Government election

Election night counting

Counting was conducted from 6pm until 10pm on election night Saturday, 14 September 2024.

Table 19: Election night count schedule - Saturday, 14 September 2024

Initial count	Count location
Ordinary mayor ballot papers cast at each polling place (if applicable – not all councils conducted a mayoral elections) Ordinary councillor ballot papers cast at polling place	Each polling place
Selected pre-poll mayor and councillor ballot papers (the councils/voting locations to be counted were published in the NSW Electoral Commission website)	Each returning officer's office
Selected pre-poll councillor ballot papers for City of Sydney Council and The Hills Council (the councils/voting locations to be counted were published in the NSW Electoral Commission website)	Centralised Declaration Vote Count Centre
Selected pre-poll councillor ballot papers for Lake Macquarie City Council and Central Coast Council (the councils/voting locations to be counted were published in the NSW Electoral Commission website)	Newcastle Count Centre
Selected postal mayor ballot papers Where time permitted, postal councillor ballot papers for the same councils were counted	Centralised Postal Vote Count Centre
Constitutional referendum and poll (account of the ballot papers only, not sorted to Yes and No at this stage) To ensure that staff were able to leave the polling place according to the NSW Electoral Commission's work health and safety principles, referendum ballot boxes for Port Macquarie-Hastings Council were not opened on election night. Rather, the ballot boxes were transported to the returning officer's office for counting in the week after election night. This initiative enabled staff to leave the polling place on schedule.	Each polling place Each returning officer's office Centralised Declaration Vote Count Centre Centralised Postal Vote Count Centre Newcastle Count Centre

Sunday following election day

No counting was conducted on the Sunday (15 September 2024) following election day, however logistical operations to transport ballots to centralised count centres did occur.

Counting from Monday following election day

Counting continued from Monday, 16 September 2024 and during the following weeks until all counts were completed. The returning officer's office operating hours were Monday to Friday, 9am to 5pm. The centralised count centres (CDVCC, CPVCC, NCC, SCC) operated from Monday to Saturday 8.30am to 5.30pm.

Table 20: Count schedule following election day - from Monday, 16 September 2024

Count type	Count location
Mayor and councillor initial counts: <ul style="list-style-type: none"> • pre-poll • polling places not completed on election day • declared institutions 	Returning officer's office
Mayor and councillor check counts: <ul style="list-style-type: none"> • pre-poll • polling places • declared institutions Some check counts for City of Sydney and The Hills were conducted at CDVCC (those where the initial count was at CDVCC) instead of SCC. Some polling places for the City of Sydney were check counted at CDVCC. Selected Lake Macquarie and Central Coast councillor pre-poll check counts were completed at NCC	Returning officer's office Newcastle Count Centre Sydney Count Centre
Postal votes - initial and check counts of mayor and councillor postal votes: <ul style="list-style-type: none"> • Scrutiny of postal vote certificates to determine whether the postal vote is to be accepted into the count: Monday, 2 September 2024 • Start of extraction of ballot papers from accepted postal votes: Tuesday, 3 September 2024 (Ballot papers are not inspected before the initial count.) <ul style="list-style-type: none"> • Initial count of postal votes from 6pm election day through to close of receipt of postal votes at 6pm, Friday 27 September 2024 • Check counts of postal votes commence Monday, 16 September 2024 	Centralised Postal Vote Count Centre
Declaration votes - initial and check counts of mayor and councillor declaration votes: <ul style="list-style-type: none"> • Declaration vote scrutiny at CDVCC commenced Monday, 16 September 2024 • Initial count of declaration votes at CDVCC commenced Thursday, 19 September 2024 • Check count of declaration votes at CDVCC commenced Friday, 20 September 2024 	Returning officer's office Centralised Declaration Vote Count Centre
Votes cast using telephone assisted voting: <ul style="list-style-type: none"> • Initial and check count of mayor and councillor votes commenced Monday, 16 September 2024 	Centralised Postal Vote Count Centre
Constitutional referendum and council poll	Initial and check count completed at the returning officer's office, unless cast as a postal vote or declaration vote

Distribution of preferences

The distribution of preferences to determine the elected candidates could only be conducted after the close of receipt of postal votes at 6pm, Friday, 27 September 2024 and after all check counts were complete. The mayor and councillor distribution of preferences were conducted in each returning officer's office the week commencing Monday, 30 September 2024.

Declaration of results

Once all the votes were counted, the returning officer declared the election in writing, which is the official announcement of the election result. The date of the declaration varied from council to council and depended on the time it took to count the votes. The declaration was displayed at the office of the relevant council and the result published on the NSW Electoral Commission's website.

Scrutineers

Candidates could appoint scrutineers to observe voting, scrutiny and the counting of votes to verify that the election processes were carried out fairly and impartially. Appointed scrutineers were provided with the NSW Electoral Commission's scrutineer policy and guidelines to help ensure they understood their role.

Perceived ballot paper informality rates noted during count process

During the counting period for the 2024 NSW Local Government elections, the NSW Electoral Commission received a number of media enquiries about the high number of perceived informal votes.

During the Initial count process several types of votes are allocated to the "Informal/Other" category in the NSW Electoral Commission's Virtual tally room. At this early stage of the count process, the "Informal/Other" category does not just include informal votes. It also includes other types of votes that undergo further sorting and counting.

For example, some candidates' formal, Below the line votes are included in the "Informal/Other" category votes figure category during the initial count process. These candidates are marked with an asterisk (*) on the progressive results feed on the NSW Electoral Commission's website.

During the Check count, these votes are data entered and, if formal, moved from the "Informal/Other" group and included in the formal count numbers. The "Informal/Other" category also includes ballot papers that are unclear ballot papers, and formal ballot papers that are marked both Above and Below the line. During the check count process some of these ballot papers will also move to the formal count numbers.

In the Check count, all ballot papers are entered into the NSW Electoral Commission's computer count system where each ballot paper is re-checked for formality and sorted to the correct category. During the Check count, the "Informal/Other" votes number reduces as the votes initially allocated to this category undergo scrutiny by election officials and are allocated to the formal count where applicable.

More information about counting ballot papers along with a counting votes explainer is available on the NSW Electoral Commission's website.

Moree Plains Shire Council councillor election

Toomelah Public School polling place informality

Following the declaration of results for the Moree Plains Shire Council, a review was conducted by the NSW Electoral Commission into the informal voting rate at the Toomelah Public School polling place, where 40 of 43 votes cast on election day Saturday, 14 September 2024 were informal.

The matter gained media attention, where it was asserted that NSW Electoral Commission staff gave incorrect or inadequate direction to electors. Subsequent inquiries by the Electoral Commission have confirmed that all staff were instructed to tell electors to follow the instructions on the ballot paper, and polling place staff confirmed that they did so. This is the process to be followed at all polling places to ensure that election officials do not influence the votes of electors.

On review by the NSW Electoral Commission of the results from the votes taken at Toomelah Public School it appears that the high proportion of informal votes relates to electors not placing the minimum number of preferences on the ballot paper. For the Moree Plains Shire Council councillor ballot paper, electors were required to mark a minimum of five (5) preferences for their vote to be formal.

The instructions printed on the Moree Plains Shire Council councillor ballot paper instructed voters to mark a 1, 2, 3, 4, and 5 next to the five candidates in order of their preference for them and then further preferences if they wished. The instructions that must be printed in ballot papers are outlined in Schedule 11, Form 5 of the Local Government Regulation.

All 40 informal votes cast at the Toomelah Public School polling place were due to those electors not marking the minimum five preferences on the ballot paper: 39 of the 40 informal ballot papers were marked with a single '1', cross, or tick.

The informality rate for votes cast at the Toomelah Public School polling place was 93.0 per cent. The overall informality rate for the Moree Plains Shire councillor election was 8.68 per cent. No comparisons of informality are available for votes cast at the Toomelah Public School for the 2021 NSW Local Government elections as the polling place had to be decommissioned due to flooding.¹ At the 2023 NSW State general election, 26 votes were taken and none of these were informal. It is noted that elections for the Legislative Assembly use optional preferential voting.

See Figure 1 below for a (black and white) reproduction of the Moree Plains Shire council ballot paper. See also *Councillor ballot paper informality rates based on type (format) of ballot papers* below for an analysis of informality according to ballot paper format. The Moree Plains Shire councillor ballot paper was type 'B', that is, there were no groups with a group voting square, but there was a group and there were ungrouped candidates.

On Friday, 6 December 2024, representatives from the NSW Electoral Commission met with the General Manager and three current councillors of Moree Plains Shire Council to discuss the informality rate at Toomelah polling place. Electoral Commission representatives noted that they would continue to work with the council to identify ways to further support remote and indigenous communities to participate at future elections. Options discussed included focused training for staff in identified polling places as well as a 'train the trainer' program with an appointed community spokesperson, similar to the Vote Talk program the Electoral Commission supports for state and local government elections for culturally and linguistically diverse communities.

The Electoral Commission is also considering modifying its electoral material registration checklist, for the use of its temporary election staff, to provide more guidance about how the minimum number of preferences required for a formal vote may be indicated.

No candidate contesting the Moree Plains Shire Council councillor election requested a recount.

¹ The NSW Electoral Commission maintains a polling place at Toomelah Public School for state and local government elections. However, there was no polling place at Toomelah Public School (or Boggabilla Public School) at the 2021 Local Government elections due to the flood emergency declared two days before election day. Both townships were evacuated to Moree. As such the polling places were abolished prior to election day.

Figure 1: Moree Plains Shire Council ballot paper (black and white) reproduction

Moree Plains

ELECTION OF 9 COUNCILLORS

Held on 14 September 2024

DIRECTIONS FOR VOTING

- Place the numbers "1", "2", "3", "4" and "5" in the squares next to the 5 candidates in order of your preferences for them.
- If you wish to vote for any more candidates, place consecutive numbers starting with "6" in the squares next to those candidates in order of your preferences for them.
- Fold this ballot paper so your vote cannot be seen and place it in the ballot box (or in the envelope provided).

GROUP A

<input type="checkbox"/> PEARSE Savannah <input type="checkbox"/> SAUER Brooke	<input type="checkbox"/> MAILLER Peter Independent <input type="checkbox"/> WILLIAMS Debra <input type="checkbox"/> RITCHIE Stephen <input type="checkbox"/> MCGRADY Frederick Independent <input type="checkbox"/> IVANOV Michael Independent <input type="checkbox"/> TIGHE Wayne <input type="checkbox"/> DILLON Meryl <input type="checkbox"/> HODGKINSON Dominique Independent <input type="checkbox"/> COCHRANE Makayla Independent <input type="checkbox"/> JAMES Kelly Independent <input type="checkbox"/> MURIN Karen <input type="checkbox"/> CASSELLS Kerry <input type="checkbox"/> TAYLOR Liz
---	---

Analysis of councillor ballot paper informality rates based on format of ballot paper

The NSW Electoral Commission conducted an analysis of the informality rates of councillor contests according to the ballot paper type/format. Any such analysis cannot distinguish between unintentional and intentional informality.

Informality of various ballot paper types

Table 21: Ballot paper format informality analysis

Ballot paper type	Group voting square	Groups with no group voting square	Ungrouped candidates	Average informality (%)
A	Yes	Yes	Yes	9.62%
B	No	Yes	Yes	9.55%
C	Yes	Yes	No	8.64%
D	Yes	No	Yes	7.03%
E	Yes	No	No	6.30%
F	No	No	Yes	5.72%

Sample ballot paper types

Figure 2: Ballot paper type A

ELECTION OF 3 COUNCILLORS
Gosford East Ward Central Coast

INSTRUCTIONS FOR VOTERS

Place an 'X' in the square next to the name of the candidate you wish to elect. If you wish to elect more than one candidate, place an 'X' in the squares next to the names of the candidates you wish to elect. If you wish to elect all three candidates, place an 'X' in the squares next to the names of all three candidates. If you wish to elect no candidate, place an 'X' in the square next to the name of the candidate you wish to elect.

GROUP A

☐ CURRENT MEMBER
☐ CURRENT MEMBER
☐ CURRENT MEMBER

GROUP B

☐ CURRENT MEMBER
☐ CURRENT MEMBER
☐ CURRENT MEMBER

GROUP C

☐ CURRENT MEMBER
☐ CURRENT MEMBER
☐ CURRENT MEMBER

Figure 3: Ballot paper type B

ELECTION OF 3 COUNCILLORS
Gosford East Ward Central Coast

INSTRUCTIONS FOR VOTERS

Place an 'X' in the square next to the name of the candidate you wish to elect. If you wish to elect more than one candidate, place an 'X' in the squares next to the names of the candidates you wish to elect. If you wish to elect all three candidates, place an 'X' in the squares next to the names of all three candidates. If you wish to elect no candidate, place an 'X' in the square next to the name of the candidate you wish to elect.

GROUP A

☐ CURRENT MEMBER
☐ CURRENT MEMBER
☐ CURRENT MEMBER

GROUP B

☐ CURRENT MEMBER
☐ CURRENT MEMBER
☐ CURRENT MEMBER

GROUP C

☐ CURRENT MEMBER
☐ CURRENT MEMBER
☐ CURRENT MEMBER

Figure 4: Ballot paper type C

ELECTION OF 3 COUNCILLORS
North West Camden

INSTRUCTIONS FOR VOTERS

Place an 'X' in the square next to the name of the candidate you wish to elect. If you wish to elect more than one candidate, place an 'X' in the squares next to the names of the candidates you wish to elect. If you wish to elect all three candidates, place an 'X' in the squares next to the names of all three candidates. If you wish to elect no candidate, place an 'X' in the square next to the name of the candidate you wish to elect.

GROUP A

☐ CURRENT MEMBER
☐ CURRENT MEMBER
☐ CURRENT MEMBER

GROUP B

☐ CURRENT MEMBER
☐ CURRENT MEMBER
☐ CURRENT MEMBER

GROUP C

☐ CURRENT MEMBER
☐ CURRENT MEMBER
☐ CURRENT MEMBER

Figure 5: Ballot paper type D

DIRECTIONS FOR VOTING
You must take a ballot paper out of this envelope.

either
Place the number "1" in the square above the name of the candidate you prefer to elect.
If you wish to vote for more than one candidate, place consecutive numbers beginning with the number "2" in the squares above the names of candidates in order of your preferences for them.

or
Place the numbers "1", "2", "3" in the squares above the names of the candidates in order of your preferences for them. Only one number is to be placed in each square. If you wish to vote for more than one candidate, place consecutive numbers beginning with the number "2" in the squares above the names of candidates in order of your preferences for them. Do not place more than one number in any one square and place in the ballot box the ballot paper as directed.

ELECTION OF 8 COUNCILLORS
Bega Valley

GROUP A	GROUP B	GROUP C
<input type="checkbox"/> Surname Firstname Party Name	<input type="checkbox"/> Surname Firstname Party Name	<input type="checkbox"/> Surname Firstname Party Name
<input type="checkbox"/> Surname Firstname Party Name	<input type="checkbox"/> Surname Firstname Party Name	<input type="checkbox"/> Surname Firstname Party Name
<input type="checkbox"/> Surname Firstname Party Name	<input type="checkbox"/> Surname Firstname Party Name	<input type="checkbox"/> Surname Firstname Party Name
<input type="checkbox"/> Surname Firstname Party Name	<input type="checkbox"/> Surname Firstname Party Name	<input type="checkbox"/> Surname Firstname Party Name
<input type="checkbox"/> Surname Firstname Party Name	<input type="checkbox"/> Surname Firstname Party Name	<input type="checkbox"/> Surname Firstname Party Name

You must not take a ballot paper out of this envelope.

Figure 6: Ballot paper type E

DIRECTIONS FOR VOTING
You must take a ballot paper out of this envelope.

either
Place the number "1" in the square above the name of the candidate you prefer to elect.
If you wish to vote for more than one candidate, place consecutive numbers beginning with the number "2" in the squares above the names of candidates in order of your preferences for them.

or
Place the numbers "1", "2", "3" in the squares above the names of the candidates in order of your preferences for them. Only one number is to be placed in each square. If you wish to vote for more than one candidate, place consecutive numbers beginning with the number "2" in the squares above the names of candidates in order of your preferences for them. Do not place more than one number in any one square and place in the ballot box the ballot paper as directed.

ELECTION OF 3 COUNCILLORS
Ward 1 City of Blacktown

GROUP A	GROUP B	GROUP C
<input type="checkbox"/> Surname Firstname Party Name	<input type="checkbox"/> Surname Firstname Party Name	<input type="checkbox"/> Surname Firstname Party Name
<input type="checkbox"/> Surname Firstname Party Name	<input type="checkbox"/> Surname Firstname Party Name	<input type="checkbox"/> Surname Firstname Party Name
<input type="checkbox"/> Surname Firstname Party Name	<input type="checkbox"/> Surname Firstname Party Name	<input type="checkbox"/> Surname Firstname Party Name

You must not take a ballot paper out of this envelope.

Figure 7: Ballot paper type F

A Ward
Ballina

ELECTION OF 3 COUNCILLORS
Held on DD MMYY YYYY

DIRECTIONS FOR VOTING

- Place the numbers "1" and "2" in the squares next to the 2 candidates in order of your preferences for them.
- If you wish to vote for more than one candidate, place consecutive numbers starting with "2" in the squares next to those candidates in order of your preferences for them.
- Put this ballot paper in your vote cannot be seen and place it in the ballot box (or in the envelope provided).

<input type="checkbox"/>	SURNAME Firstname Independent
<input type="checkbox"/>	SURNAME Firstname Independent
<input type="checkbox"/>	SURNAME Firstname Independent
<input type="checkbox"/>	SURNAME Firstname Liberal
<input type="checkbox"/>	SURNAME Firstname Independent
<input type="checkbox"/>	SURNAME Firstname Independent
<input type="checkbox"/>	SURNAME Firstname Independent
<input type="checkbox"/>	SURNAME Firstname Liberal

You must not take a ballot paper out of the polling place.

Recount requests for the 2024 NSW Local Government elections

After the result of the count for an election has been ascertained and at any time before the declaration of that result:

- a candidate may request a recount of the ballot papers, and
- the Electoral Commissioner may direct the returning officer to conduct a recount.

Any request for a recount must:

- be in writing, and
- be signed by the candidate, and
- set out the reasons for the request, and
- be lodged with the returning officer within 24 hours of the results being published on NSW Electoral Commission results website.

A candidate's reasons for requesting a recount must identify a specific error or irregularity that could potentially affect the election result, that is, an error or irregularity in the scrutiny or counting of ballot papers. The Electoral Commissioner considers all requests received and determines whether a recount is to be conducted.

A candidate who is granted a recount is not required to cover the cost of the recount. Where a recount is requested and subsequently approved by the Electoral Commissioner, the declaration of results will be delayed until the completion of the recount.

Twenty-six (26) recount requests were received for the 2024 NSW Local Government elections. Thirty (30) requests were received for the 2021 NSW Local Government elections. See Table 22 for details.

The most common reason stated in the requests was the closeness of the result. A close result is not, of itself, a reason for which a recount will usually be conducted. Evidence of some error or irregularity in the counting process affecting the accuracy of the count is also required.

Other reasons commonly raised in the recount requests related to misunderstandings about the differences between the initial count and check count results, and misunderstandings about the formality of ballot papers.

Table 22: Recount requests for the 2024 NSW Local Government elections

Date of request	Council/ward (councillor contest unless stated)
30 September 2024	Griffith (Mayor contest recount)
30 September 2024	Goulburn Mulwaree
30 September 2024	Penrith - North Ward
30 September 2024	Blacktown - Ward 2
30 September 2024	Parkes
1 October 2024	Hunters Hill – North Ward
1 October 2024	Parkes
1 October 2024	Armidale
1 October 2024	Parkes
1 October 2024	North Sydney - Cammeraygal Ward
1 October 2024	Clarence Valley
1 October 2024	Hay
1 October 2024	Hawkesbury

Date of request	Council/ward (councillor contest unless stated)
1 October 2024	Canterbury-Bankstown - Bass Hill Ward
1 October 2024	Canterbury-Bankstown - Canterbury Ward
1 October 2024	Parkes
1 October 2024	Edward River
1 October 2024	Inner West - Ashfield - Djarrawunang (Magpie) Ward
1 October 2024	Lake Macquarie - West Ward
1 October 2024	Narromine
1 October 2024	Waverley - Hunter Ward
2 October 2024	Waverley - Hunter Ward
2 October 2024	Wagga Wagga
2 October 2024	Hornsby - Ward C
2 October 2024	The Hills - North Ward
2 October 2024	Willoughby - West Ward

The Electoral Commissioner directed that recounts would be conducted in respect of requests received for the Edward River Council and Hay Shire Council councillor elections. The recount requests stated a very small vote margin between the elected candidate and the last remaining candidate.

As noted above, the NSW Electoral Commission's policy is that a small margin of votes is highly unlikely, of itself, to be considered a sufficient reason for conducting a recount. There were, however, other circumstances relevant to the Edward River Council and Hay Shire Council elections – for example, the coincidence of these counts being in the same regional returning office and the unavailability of the returning officer during part of the count – that were the factors considered by the Electoral Commissioner in determining that a recount of votes would be undertaken in these two particular cases. See below for details of these recounts.

While a recount was not conducted for the Parkes Shire Council councillor election, before the declaration of the result of that election the returning officer was directed by the Electoral Commissioner to complete what is referred to as check count review for two polling places (see below), a process which confirms the accuracy of the data entry check count process.

Edward River Council recount

At the final count of the distribution of preferences for the Edward River Council councillor election, the difference between the last candidate elected and the candidate with the next largest number of votes who was not elected was four (4) votes.

During the recount it was determined that all of the preferences on two ballot papers had not been entered into the computer count system. Those preferences were entered and the distribution of preferences was conducted again. The result of the count was unchanged after the recount; however, the difference between the two candidates was reduced to two (2) votes.

Hay Shire Council recount

At the final count during the distribution of preferences for the Hay Shire Council councillor election, the difference between the last candidate elected and the candidate with the next largest number of votes who was not elected was three (3) votes.

The recount determined that the preferences on all of the ballot papers had been entered into the computer count system correctly and the result was unchanged.

Parkes Shire Council check count review

Incorrect information was provided to candidates for the Parkes Shire Council councillor election about the date of the initial count of the Parkes Shire Council pre-poll ballot papers. That initial count was subsequently repeated to ensure all candidates had the opportunity to appoint scrutineers to observe the count.

Furthermore, the initial count of the Alectown Hall polling place votes was affected by an error where all of the first preference votes for two candidates had been incorrectly counted with the informal ballot papers. To provide further assurance that the result for the election was not affected by these issues, before the distribution of preferences was completed to determine the result of the election, the returning officer was directed to complete a data entry review of the Parkes Shire Council pre-poll votes and the Alectown Hall polling place check counts.

A data entry review is very similar to the process for a recount. The procedure consists of two election officials, cross checking the preferences on the "Ballot Paper Markings Report" which is system-generated from the data entry process, against each physical ballot paper in the batch.

Any discrepancy found is assessed by the returning officer and corrected in the computer count system. The '*Ballot paper markings report*' for any batch that required correction is printed again and the process outlined above is repeated.

A senior election official from the NSW Electoral Commission head office was present at the Parkes Shire Council returning officer's office to assist the review process.

The review confirmed that markings on two ballot papers cast in the Parkes Shire Council pre-poll were considered by the officials and scrutineers to require correction, although neither affected first preference votes. No ballot papers required correction in Alectown polling place count. Accordingly, recount requests for the Parkes Shire Council election after the result of the count had been ascertained were not accepted.

Staffing the elections

Staff numbers and roles

The NSW Electoral Commission directly employed 22,990 temporary staff for the elections, in various roles and for varying timeframes.

Table 23: Temporary staff employed for the 2024 NSW Local Government elections (by role)

Role	Number employed
Returning officers	70
Polling place managers	2,217
Deputy polling place managers	2,215
Election officials	7,947
Declaration vote issuing officers	3,008
Senior office assistants – pre-poll	320
Deputy senior office assistants – pre-poll	321
Senior office assistants – staffing and venues	77
Senior office assistants – election material	76
Senior office assistants – counting and results	82
Senior office assistants – check count	55
Office assistants	3,630
Office assistants – pre-poll	2,972
Total	22,290

Recruiting senior election officials

Senior election officials fill the positions of returning officer and returning officer support officer. Returning officers are the front line for the NSW Electoral Commission's engagement with a diverse range of stakeholders, including election staff, candidates, political parties, electors and the general public.

A structured and competitive recruitment process for elections has built a highly capable and effective talent pool of senior election officials, with role descriptions aligned to the NSW Government's capability framework. This talent pool is called upon to resource state and local government elections and by-elections.

Recruiting election officials

Election officials were placed in returning officers' offices, pre-poll venues and worked at polling places on election day. A staffing model based on vote projections helped determine the number and type of staff appointed to each voting location. Vote projections are calculated using historical trends and population growth and movement. Other factors considered include community demographics (for example, culturally and linguistically diverse populations) and local events scheduled on election day (for example, festivals and concerts).

To meet our work health and safety requirement that staff should not work in isolation, a deputy polling place manager was employed at every polling place. This person assisted with the set-up of the polling place on the Friday evening before election day and ensured appropriate breaks and support for the polling place manager on election day.

Applications for election work were captured via an online expression of interest. The NSW Electoral Commission's election staffing recruitment system requires replacement and provides limited data governance, employee performance management and reporting. Funding is yet to be provided to the Electoral Commission for a new system in time for the 2028 Local Government ordinary elections, noting the Electoral Commission's digital modernisation program was not funded in 2024-25.

Recruitment was supported by social media across the NSW Electoral Commission platforms, media outreach and an advertising campaign (print, radio, social and search engine marketing).

Extensive outreach was conducted via local councils, community groups, schools, TAFE, private colleges, universities, employment agencies, the NSW Aboriginal Land Council and many volunteer organisations across New South Wales to promote the opportunity to work at the elections. The NSW Electoral Commission collaborated with the Australian Electoral Commission (AEC) to contact their database of election workers.

Contingent staff for the centralised operations

Three external recruitment agencies were engaged to provide staff to work at the NSW Electoral Commission's four centralised operations sites: Sydney Count Centre, Newcastle Count Centre, Centralised Postal Vote Count Centre and the Centralised Declaration Vote Count Centre. This is in addition to the temporary staffing roles indicated in the table above.

Approximately 1,970 contracted (contingent) staff were engaged across all centralised operations, some of which operated for a period of seven months. At the peak of counting operations there were 1,454 staff across all sites on 18 and 19 September 2024.

Secondments from other Australian jurisdictions

The NSW Electoral Commission wishes to thank the 12 staff secondees (11 from the Australian Electoral Commission and one from the Tasmanian Electoral Commission) who supported the delivery of the 2024 NSW Local Government elections in centralised operations.

Returning officer support officer support centre

A support centre was established for the returning officers, employing 12 returning officer support officers (ROSOs) assisted by five administration personnel and the support centre team leader. Each ROSO was allocated up to six returning officers. The ROSO support centre operated for 14 weeks. The support centre received 6,182 calls, initiated 7,357 outbound calls, managed more than 34,450 emails and conducted over 200 webinars/conference calls to support the returning officers during the election period.

Impartiality, eligibility and political neutrality

The Electoral Commission is committed to maintaining public confidence in the integrity of the electoral system and the impartiality of election officials. All applicants must be on the electoral roll to apply for work at an election.

All applicants must declare they have no affiliation with any political party, lobbyists or campaigners and have no criminal record. They cannot engage in any activity that could reflect adversely, or be seen as reflecting adversely, on the political neutrality of the NSW Electoral Commission.

Employment helpdesk

An employment help desk operated from 29 April to 1 November 2024. The help desk was resourced during peak times by 12 staff and received 16,966 calls and made 3,832 outbound calls. The most calls received in a single day during these elections (603) were received on the Monday prior to election day.

Staff training

Online training was compulsory for all staff working at the elections. The training covered the processes and procedures relevant to the election role being performed, and included information about cyber security, ballot paper security and workplace health and safety (wellbeing and fatigue management). Various roles were required to participate in face-to-face training.

Workforce diversity and inclusion

The NSW Electoral Commission embraces diversity and inclusion and is committed to creating a workplace that reflects the population of New South Wales.

Table 24: Staff diversity for the 2024 NSW Local Government elections

Election day and returning officer office staff	Local Council elections 2024	Local Council elections 2021
Speak a language in addition to English	22.92%	25.03%
Identify as Aboriginal and/or Torres Strait Islander background	2.87%	2.85%
People living with disability	2.46%	2.43%

Of the temporary election staff employed to work at the 2024 NSW Local Government elections, 22.2 per cent stated that they had no previous election experience, compared with 50 per cent who were new to election work for the 2021 Local Government elections. See [Appendix C](#) for a list of the main community languages spoken by election officials working in polling places on election day. Staff who spoke a language in addition to English were identified by a badge showing the language(s) spoken.

Work health and safety

Work health, safety and wellbeing

The NSW Electoral Commission is committed to providing a safe and healthy work environment. The 2024 NSW Local Government elections were a large community event, involving millions of electors, tens of thousands of staff and thousands of venues. This presents significant challenges in maintaining safety standards. The NSW Electoral Commission approaches each election event as an opportunity to embed a positive safety culture and ensure a safe environment for all involved.

Work health and safety principles

The Electoral Commission's *Work health and safety principles* are a set of non-negotiable 'golden rules' that are designed to minimise the risks of fatigue and working in isolation. A review of the safety performance during the 2023 NSW State election identified staff driving while fatigued on election day as one of the critical safety risks. This prompted a review of, and improvements to, the principles. The key changes to the *Work health and safety principles* introduced for the 2024 Local Government elections were to:

- stop counting ballot papers 30-minutes earlier, at 10pm instead of 10:30pm.
- increase the minimum break between shifts from 8-hours to 10-hours.
- identify and separate the principles that relate to election day and those that relate to everyone, every day.

The NSW Electoral Commission is committed to embedding work health and safety principles into everyday ways of working. The importance of adhering to the work health and safety principles was reinforced during staff inductions, training and debriefs, with posters displayed in all election venues.

Safety and wellbeing training

The Electoral Commission continues to implement its *Safety Culture and Leadership Program* in partnership with an external specialist safety provider. Approximately 100 staff members attended psychology-based safety training leading up to the 2024 NSW Local Government elections. A group of senior executives and managers attended a series of application workshops between the 2023 and 2024 election calendar focussed on elevating safety leadership.

The NSW Electoral Commission invested in additional training for staff to build event safety capability with:

- 14 staff members completed First Aid training and were appointed as First Aid Officers to proactively manage injuries in the four centralised operations centres at Homebush and Newcastle
- 17 staff members attended Fire Warden training to provide expertise should an emergency situation arise
- refresher training was provided to the First Aid Officers and Fire Wardens at our centralised count centres
- site inductions and orientations were conducted for staff and visitors.

Figure 8: NSW Electoral Commission Work health and safety principles poster


EL.178

Work, health and safety principles

Election day



We stop counting at **10pm** on election night.



Election office staff do not work past **10.30pm** on election night.



Election staff do not drive more than one hour from their venue to a nominated material drop off point.



Return of material staff do not work past **12am** on election night.

Everyone everyday



We take sufficient breaks (30 minutes every five hours).



We have a minimum break of 10 consecutive hours between rostered shifts.



We do not work more than a 10 hour shift (with the exception of election day).



We do not work in isolation.



We do not work more than six consecutive days.

Important note – There may be exceptional circumstances where you may need to work outside of the WHS Principles. Executive Director approval must be granted prior to working the additional hours.

© NSW Electoral Commission

Implementing incident reporting and risk management improvements

The NSW Electoral Commission reviews its safety performance following each election. Improvements were identified and implemented for the 2024 NSW Local Government elections. These included:

- the introduction of a safer box cutter device, with a concealed blade to reduce the risk of lacerations
- the introduction of a table-top voting screen option for electors with mobility impairment, and additional signage on standard voting screens to reduce the risk of falls
- enhanced system for capturing incidents – this saw an increase in incident reporting from the 2023 NSW State election of 147 per cent
- increased the number of staff with safety training at the centralised count centres to provide onsite support during bump in/bump out phases, where high-risk works/activities occur
- improved sharing of safety information:
 - a safety alert was released to communicate learnings following incidents
 - safe work practice posters provided practical guidance for common work activities
 - safety noticeboards were displayed at the centralised operations sites.

Incidents and injuries

For the 2024 NSW Local Government elections, operational risks were identified and incidents were reported and monitored on a daily basis from 15 July to 11 October 2024.

Table 25: Reported incidents by incident category

Incident category	Total
Near miss	61
Injury requiring first aid treatment administered onsite	144
Injury requiring medical treatment provided offsite, at a hospital or medical centre	38
Property damage	24
Fatality	1*
Total	268

*This fatality was related to an elector with a personal medical condition

Table 26: Reported incidents resulting in injury by group

Category/group	Total
Temporary election workforce	77
Head office staff	4
Electors	83
Contractors	19
No injury (near misses, property damage)	85
Total	268

SafeWork NSW reporting

Slips, trips and falls continue to be the main incidents reported, however, it would appear that the additional control measures implemented for the 2024 NSW Local Government elections (for example, locating and testing external lighting, site safety inductions, safe work practices focussing on stair safety) have made a positive impact on workplace safety as the number of slips, trips and falls has declined.

SafeWork NSW was notified of six serious injuries as follows:

- 3 slips, trips and falls
- 1 incident involving a vehicle
- 1 incident as a result of a personal medical condition
- 1 incident involving equipment/tools/appliances.

The NSW Electoral Commission investigates each reported incident to identify the root cause(s), and to implement appropriate corrective actions to eliminate or minimise the risk of these incidents reoccurring in operational processes. All SafeWork NSW notifiable incidents have been resolved and closed.

Workers' compensation claims

Ten workers' compensation claims were lodged due to injuries sustained during the election event period from 15 July to 11 October 2024.

Supporting in-person voting to be safe and free of interference

Several initiatives assisted the implementation of the NSW Electoral Commission's regulatory priority number five, which is to support in-person voting at elections in New South Wales to be safe and free of interference, including for election officials working at polling places.

As mentioned previously in this report, multi-agency collaboration helped to raise awareness of the elections and leverage external support in the event of localised emergencies and external threats.

Of significance for the safe conduct of elections, as previously mentioned, the *Local Government (General) Amendment (Elections) Regulation 2024* makes it an offence to film or photograph election officials and scrutineers while performing their duties, in a way that would likely make the official or scrutineer feel intimidated or harassed; and election managers and polling place managers have the ability to give health and safety directions at any place where voting is occurring.

Training for returning officers at the 2024 NSW Local Government elections included the safety of election officials as well as escalation and de-escalation procedures.

Venues

Procurement, inspection and selection

The hiring of appropriate venues for voting at a statewide election is always a challenging exercise.

The process of venue selection for the 2024 NSW Local Government elections commenced 12 months prior to the elections. This allowed time for engagement with individual councils because involving councils early in the procurement process enabled a number of councils to provide council-owned venues in appropriate locations for the period required. This helped to reduce the cost of conducting the elections for those councils. Where councils were unable to provide suitable venues, the NSW Electoral Commission sourced commercial properties.

To assist voters and simplify administration, the NSW Electoral Commission endeavoured to appoint premises that had been used at previous elections. Most venues are required for only one day (election day polling places), others for a period of up to two weeks (pre-poll voting offices), returning officers' offices for three months, with extended leases on the centralised operations and count centres. The Electoral Commission selected the most suitable premises from those available. Venue considerations were extensive and included size, location, accessibility, amenities, street frontage, access for deliveries, internet connectivity and workplace health and safety. The ability to secure premises that met functional requirements presented challenges, particularly in negotiating agreements to enter short-term leases when the supply of premises is limited.

The NSW Electoral Commission provided contact information for all venue managers to NSW Police as well as the addresses of returning officer offices, pre-poll and election day voting venues in the event of an emergency.

Table 27: Unique venue numbers by venue type for the 2024 NSW Local Government elections

Venue type	Number
Polling place	2,099
Pre-poll voting office*	317
Returning officers' office	70
Centralised operations**	5

*The number of pre-polling voting offices includes 29 returning officers' offices that were utilised for pre-polling. **Includes the four centralised count operation sites and addition head office space acquired.

Venue accessibility

The NSW Electoral Commission published on its website the accessibility level of every pre-poll venue and election day polling place: that is, fully accessible, assisted access (partially accessible) and non-accessible (no wheelchair access). If partially accessible, a description of the accessibility was also displayed on the website.

All voting venues were equipped with a wheelchair accessible voting privacy screen, maxi pens, magnifiers and a 'table top' voting screen for electors who required a seat while casting a vote. The table-top privacy screen was a new accessibility feature introduced at the 2024 NSW Local Government elections. Posters displayed in voting centres listed the support available to electors.

Table 28: Unique venue accessibility summary by venue type

Venue type	Number of venues	Fully wheelchair accessible	Assisted access	No wheelchair access
Returning officers' office	70	41	27	2*
Pre-poll voting office	317	185**	132**	0
Polling place	2,099	588	1,345	166
Total	2,486	814	1,504	168
Percentage of total		33%	60%	7%
2023 NSW State election total percentages		29%	63%	8%

*The two returning officers' offices with 'no wheelchair access' did not conduct pre-poll. **Includes returning officers' offices that conducted pre-polling.

- The percentage of fully accessible polling places for the 2024 elections (at 28 per cent of polling places) is an increase on the 2021 Local Government elections (at 26 per cent).
- The percentage of fully accessible pre-poll venues for the 2024 elections (58 per cent of pre-poll venues) is an increase compared with the 2021 Local Government elections (at 47 per cent)
- The percentage of fully accessible returning officers' offices for the 2024 Local Government elections (59 per cent of total returning officers' offices) is an increase on the 2021 elections (at 44 per cent).

Use of school premises on election day

Approximately 60 per cent of election day polling places were schools. Schools are generally well located, have the space and most of the amenities required and are available on Saturdays. One drawback of such a high reliance on schools is that the NSW Electoral Commission is often not provided with access on election day to the school's carpark and the accessible toilet. Not having access to these facilities usually means that a school polling place cannot be identified as fully accessible.

Table 29: Accessibility of school premises used for the 2024 NSW Local Government elections

School premises	Number of venues
Full accessibility	288
Assisted access	841
Non-accessible	116
Total	1,245

The NSW Electoral Commission has a Memorandum of Understanding with the Department of Education for the use of public school premises on election day. Public school premises are not free and must be paid for by the NSW Electoral Commission according to fees set by the NSW Department of Education.

Returning officers' offices

To create cost efficiencies at these elections, the NSW Electoral Commission established 'regional' returning offices where possible and practicable. For each of the regional returning officers' offices, a single returning officer managed the elections for a number of councils.

Table 30 lists the returning office locations for the 2024 Local Government elections and the number of councils serviced by each office (excludes councils with uncontested elections). Some offices serviced a single council, others serviced multiple councils.

Table 30: The number of councils serviced by each returning office

Returning officers' office	Number of councils served	Returning officers' office	Number of councils served
Albury (regional)	2	Inner West	1
Armidale (regional)	4	Inverell (regional)	3
Bathurst (regional)	3	Kempsey	1
Bayside	1	Ku-ring-gai	1
Bega Valley (regional)	2	Lake Macquarie	1
Blacktown	1	Lane Cove (regional)	2
Blue Mountains	1	Lismore (regional)	3
Broken Hill (regional)	2	Lithgow (regional)	2
Byron (regional)	2	Maitland	1
Camden	1	Mid-Coast	1
Campbelltown	1	Muswellbrook (regional)	3
Canterbury-Bankstown	1	Nambucca Valley (regional)	2
Central Coast	1	Narrabri (regional)	3
Cessnock	1	Newcastle	1
Cobar (regional)	3	North Sydney (regional)	2
Coffs Harbour	1	Northern Beaches	1
Coolamon (regional)	3	Orange (regional)	2
Cootamundra-Gundagai (regional)	3	Parkes (regional)	3
Cowra (regional)	2	Parramatta	1
Cumberland	1	Penrith	1
Dubbo (regional)	2	Port Macquarie-Hastings	1
Edward River (regional)	4	Port Stephens (regional)	2
Federation (regional)	2	Queanbeyan-Palerang (regional)	2
Georges River	1	Randwick	1
Goulburn Mulwaree (regional)	3	Richmond Valley (regional)	2
Griffith (regional)	3	Ryde	1
Gunnedah (regional)	3	Shellharbour (regional)	2
Hawkesbury	1	Shoalhaven	1
Hornsby	1	Strathfield (regional)	3

Returning officers' office	Number of councils served	Returning officers' office	Number of councils served
Sutherland	1	Waverley	1
Sydney	1	Willoughby	1
The Hills	1	Wingecaribee	1
Tweed	1	Wollondilly	1
Wagga Wagga (regional)	2	Wollongong	1
Warrumbungle (regional)	2	Woollahra	1

Decommissioning the venues

Decommissioning election venues is also a significant exercise that can take up to two weeks to complete for returning officers' offices and the centralised counting centres, with pre-poll voting venues generally completed on the Friday night before election day and polling places on election night.

A number of coordinated activities are required to be completed across the various venue types. Key activities include:

- the reconciliation, packing and return of all secure election materials – for example, ballot papers, authorised rolls, tablet devices and other IT computer equipment
- the collection, consolidation and return of various non-secure election materials – for example standing operational procedures folders, forms and manuals, stationery and operational documents specific to each venue
- the return of all hired furniture and other venue-specific items – including white goods, accessibility ramps, heaters/air-conditioning units
- collection and disposal of election cardboard materials from voting venues where premises do not have recycling/waste removal or are unable to accommodate due to vast volume of waste created
- completion of property condition reports and makegood of those premises – specific to returning officer's offices and centralised counting centres
- change of locks back to original barrels, and handing over keys provided for election day venues.

Following an election there is a high volume of enquiries (including complaints) from landlords and the public relating to general venue suitability and the reporting of damage. Rubbish, election cardboard materials, wastepaper and candidate signage must all be removed and the venues restored to their pre-election state/condition.

Ballot papers and supplies

Ballot paper printing and distribution

For the 2024 NSW Local Government elections a total of 9.61 million ballot papers (ordinary and postal ballot papers) were printed and packed into 9,162 cartons for secure delivery. The movement of cartons was electronically tracked throughout the election process to ensure the security and integrity of ballot papers.

Table 31: Ballot paper summary – as printed for the 2024 NSW Local Government elections

Election/contest	Ordinary ballot papers	Postal ballot papers
Councillor	5,994,500	654,400
Mayor	2,110,100	249,200
Referendum	473,100	43,800
Poll	82,100	6,900
Total (ordinary and postal)	8,659,800	954,300

Ballot paper monitoring

BallotTrack is used to ensure the transparency and security of ballot papers throughout the election process. BallotTrack is a centralised 'track and trace' online application that uses scanning devices to monitor and record the movement of various containers containing ballot papers throughout the entire life cycle of ballot papers.

Equipment and materials supplied

A sample of the items procured and transported to election venues across New South Wales for the 2024 Local Government elections includes:

- 5,055 individual pieces of furniture for the returning offices
- 5,717 individual pieces of furniture for the centralised operations sites in Sydney and Newcastle
- 45,000 voting privacy screens
- 52,000 Band-Aids.

The above items and volumes do not convey the scale of a statewide election or the logistics required to set up and decommission all of the election venues.

Waste management

When providing electoral services, wherever possible the Electoral Commission seeks to use paper and cardboard items comprising recycled content and to plan that the paper and cardboard items are themselves recycled after use. Ballot papers and other sensitive electoral materials are securely stored according to legislation. At the conclusion of the legislated preservation period (eighteen months after election day for those councils choosing the process of countback elections to fill a casual vacancy and six months for those not) these items are securely shredded for recycling.

Compliance and enforcement

The three-member NSW Electoral Commission is responsible for ensuring compliance with and enforcement of the election provisions of the *Local Government Act 1993* (LG Act); the *Local Government (General) Regulation 2021* (LG Regulation) and the *Electoral Funding Act 2018* (EF Act).

While the Electoral Commission undertakes compliance and enforcement activities arising from, or connected to, elections throughout the year, at local government ordinary elections it also establishes a targeted compliance field operation. A field operation is highly visible to election participants and voters and is designed to support public trust in the strong and fair regulation of NSW elections by:

- proactively engaging with election stakeholders in their local areas
- ensuring compliance by participants and their supporters with legislation at a particular event
- promoting understanding of the Electoral Commission's enforcement responsibilities
- supporting the Electoral Commission to be an effective, active and responsible regulator.

During the election, 10 field teams (each comprised of two investigators) visited various pre-poll and election day polling places throughout New South Wales. Four teams were sent to regional areas which covered several North Coast, Central West, South Coast and Hunter local government areas. The remaining six teams covered the Sydney metropolitan area.

Throughout the pre-poll period and on election day, the teams attended 75 of the 122 local government areas holding contested elections, representing 61 per cent of all local government areas. This was an increase from the 2021 Local Government elections, where 47 local government areas were visited. This was achieved by doubling the number of field teams.

Some pre-poll venues were attended on multiple occasions because of recurring general complaints about the conduct of campaigners.

Allegations relating to the 2024 NSW Local Government elections

Compliance matters are created on receipt of an allegation from an external source or on the NSW Electoral Commission's own instigation. For the 2024 NSW Local Government elections, the NSW Electoral Commission created 205 compliance matters. Most of the allegations were reported during the regulated period for the election, from 5 August to 14 September 2024. The NSW Electoral Commission continued to receive election-related allegations, however, some months after the election. Six of the matters created ultimately related to conduct that is not regulated by the NSW Electoral Commission.

Overall, there were 37 per cent fewer compliance matters created for the 2024 Local Government elections than for the 2021 Local Government elections (324 matters created). A reduction was reflected within each of the broad categories of allegations.

Allegations received in relation to Local Government Regulation

Of the 205 matters created by the NSW Electoral Commission, 169 related to potential breaches of the Local Government Regulation.

The following table lists the number of matters created (and their status as at 7 February 2025) regarding potential breaches relating to the Local Government Regulation.

Table 32: Matters regarding potential breaches relating to the Local Government Regulation

Contravention type	Total allegations received	No further action	Warning/ education notices issued	Ongoing (as of 07/02/2025)
False information on Candidate Information Sheet (CIS)	19	16	2	1
Printing, publishing or distributing non-compliant electoral material	25	15	10	-
Issues with the display of posters	10	8	2	-
Name and address absent from electoral material	101	31	70	-
Distribution of unregistered electoral material on election days	10	3	7	-
Canvassing within 6 metres of an entrance to a polling place	3	3	-	-
Amplified canvassing near polling place	1	-	1	-
Filming of an election official	1	1	-	-
False or misleading declaration and statements (other than CIS)	1	-	-	1
Total	171	77	92	2

Allegations received in relation to the Electoral Funding Act

In total, the NSW Electoral Commission created 30 matters regarding potential breaches of the *Electoral Funding Act* 2018. It is likely this number will increase following the compliance audits of donation and expenditure disclosures for the political participants of this election, noting the disclosure of electoral expenditure is not due until September 2025.

The following table lists the number of matters created and their status (as at 7 February 2025) regarding potential breaches relating to the Electoral Funding Act.

Table 33: Matters regarding potential breaches of the Electoral Funding Act

Contravention type	Total allegations received	No further action	Warning/ education notices issued	Ongoing (as of 7/02/2025)
Making payment for electoral expenditure prior to registration	26	22	4	-
Electoral expenditure	1	1	-	-
Unlawful donations (including prohibited donors and over the cap donations)	4	2	1	1
Total	31	25	5	1

Engagement with social media platforms

In anticipation of increased campaigning through social media and in accordance with the Electoral Council of Australia and New Zealand's Statement of Intent, the NSW Electoral Commission engaged with social media platforms to confirm reporting pathways should non-compliant electoral material be identified. NSW Electoral Commission representatives engaged with Meta (Facebook, Instagram), Google (YouTube), Snapchat, TikTok and Microsoft (LinkedIn). Representatives from X (formerly Twitter) did not respond.

Separately, representatives of the NSW Electoral Commission engaged with the Commonwealth eSafety Commission as part of the implementation of a previously negotiated referral protocol, should social media platform(s) not comply with a request to take down material.

Social media was monitored throughout the regulated period by both the Investigation team and the Communications team. These escalation pathways did not need to be used in relation to unlawful electoral material. In most cases involving non-compliance, the person responsible was contacted and voluntarily remediated the breach. No other significant issue was identified.

Emerging compliance issues

The possible enforcement options available for offences under the LG Regulation are limited to issuing a warning or commencing prosecution in court. A decision to prosecute normally results in the commencement of criminal proceedings against a person. Before the NSW Electoral Commission exercises its discretionary power to decide to prosecute, it considers, in accordance with its Prosecution Policy, factors including the following:

- the potential serious consequence of prosecution action, including a criminal conviction and liability to a penalty
- the seriousness or conversely, the triviality of the alleged offence
- the prevalence of the alleged offence in the community, whether it is of considerable public concern and the need to denounce and deter the offending behaviour
- whether the prosecution would be perceived as counter-productive
- the likely length and expense of a trial if disproportionate to the seriousness of the alleged offence.

By comparison, the *Electoral Regulation 2018* provides that certain comparable offences under the *Electoral Act 2017* relating to electoral material can be enforced through the issue of a penalty notice. This alternative to prosecution is an effective enforcement option that can provide general and specific deterrence.

The following table provides a summary of penalty notice offences under *Electoral Act 2017*.

Table 34: Summary of penalty notice offences under *Electoral Act 2017*

Section	Offence type
s.183	Distribute non complying electoral material
s.184(1) and (2)	Display of posters
s. 186	Name and address on electoral material
s. 187	Authorisation of advertisements on electronic billboards, digital road signs etc to be displayed
s.191 and s.193	Display of posters at early voting and election day
s. 195	Registered electoral material

Non-voter process

Under electoral legislation, after each election the NSW Electoral Commissioner is required to issue penalty notices to those electors whose names were not marked off the electoral roll as having voted or recorded as providing a sufficient reason for not voting. The penalty for not voting in a local government election is \$55.00. The initial penalty notice, referred to as an Apparent Failure to Vote notice, gives recipients the following options:

- if they voted, provide details of where
- if they did not vote, provide a sufficient reason
- if they did not vote, pay the penalty
- dispute the matter and have it heard in court.

Responses are provided either in writing or through a self-service online portal.

If a person does not respond to the initial notice by the due date (28 days from the issue date of the notice), a reminder notice is issued giving a further 28 days to deal with the matter, followed by a final notice. If no response is received by the due date shown on the final notice, the matter is referred to Revenue NSW for enforcement action. The revenue collected from non-voting penalties is not received by the NSW Electoral Commission.

After the 2024 Local Government elections and following the initial exclusion of all electors who were able to be identified by the NSW Electoral Commission as having a valid reason for not voting, 724,968 initial *Apparent failure to vote* notices were issued on 20 November 2024. As in past elections, it is likely that a significant proportion of these apparent non-voters will have valid reasons for not voting and will be excused.

As mentioned previously, all enrolled electors of Newcastle Ward 3 were excluded from the failure-to-vote process (see *City of Newcastle Ward 3 data breach* for more information).

Electors are encouraged to sign up to the NSW Electoral Commission's free election reminder service (elections.nsw.gov.au/remindme). The election reminder service enables electors to receive email and/or text message (SMS) reminders of an upcoming local government or state election event relevant to their enrolled address.

Multi-voter analysis

An analysis of the elector 'mark-offs' is conducted after every election. This is to ensure that any electors who appear to have voted more than once are identified and recorded. If the NSW Electoral Commissioner has reasonable grounds to suspect that an elector has voted multiple times at a state election, the elector may be declared a 'special elector' under the Electoral Act. While no similar power exists in relation to multi-voters at local government elections under the *Local Government Act 1993*, apparent multi-voters are recorded and may be contacted by the NSW Electoral Commission to ask them to provide an explanation and to educate them about the offence of voting more than once. The results of the elector 'mark-offs' analysis will be published at a later date. Further enforcement action may also be undertaken for the offence of voting more than once where appropriate.

Education, information and engagement

The NSW Electoral Commission has the legislative function of promoting public awareness of electoral matters that are in the public interest by means of education, information programs and research.

Integrated communications strategy

The NSW Electoral Commission again implemented an integrated communications program, including advertising, media, direct communications and targeted stakeholder engagement to raise public awareness about the 2024 NSW Local Government elections and provide information and education to voters and political participants. The aim was to maintain a transparent and trustworthy electoral process and support people across NSW to participate in the elections and comply with their obligations. The NSW Electoral Commission's approach is to continuously improve information, education and awareness by building on the work implemented at each election.

Key audiences

The primary audiences for the education and information program were all residents of New South Wales above the age of 18 and all political participants, including candidates, political parties and third-party campaigners. Voter audience segments were further broken down to target people with barriers to participation in democracy, including First Nations people, people with disability, culturally and linguistically diverse populations and young people, as well as eligible voters living in local government areas with a history of low voter turnout.

Communications channels

All communications and advertising activities directed people to the Electoral Commission's website where more detailed information was available about the administration and regulation of the elections. A range of communication channels were used to reach and engage these key audiences.

Table 35: Communication channels for the 2024 NSW Local Government elections

Paid	Owned	Earned	Shared
<ul style="list-style-type: none"> Television, Broadcast/ Streaming Video on Demand Radio Print Digital – news and other websites Social media advertising Outdoor and out of home Direct mail 	<ul style="list-style-type: none"> NSW Electoral Commission websites NSW Electoral Commission social media channels – Facebook, X, Instagram, LinkedIn and YouTube. NSW Electoral Commission documentation and forms Electronic direct mail Direct mail (postal) Webinars 	<ul style="list-style-type: none"> Media engagement Word-of-mouth Stakeholder engagement and collaboration 	<ul style="list-style-type: none"> Social media content shared by third parties.

A statewide, voter awareness campaign was rolled out from mid-July 2024. In addition, a series of other advertising campaigns were implemented during the 2024 NSW Local Government elections period and integrated into the broader communications approach:

- stop and consider disinformation campaign
- election workforce recruitment campaign
- political donations education campaign.

See Appendix D for examples of campaign advertising.

Voter awareness campaign

Campaign approach

The 2024 NSW Local Government elections voter awareness campaign used a clear, informative, brand-focused approach to alert electors in New South Wales, interstate and overseas to their obligation to participate in the elections and their voting options. The campaign ran from mid-July 2024 to 14 September 2024.

The Electoral Commission delivered a campaign that combined a broad-based approach with targeted messaging and channels. This allowed the campaign to reach as many voters as possible, while also focusing on key audiences to improve voter turnout and reduce barriers to voting. These audiences included:

- First Nations peoples
- people with disability
- youth
- culturally and linguistically diverse (CALD) communities
- voters in low voter turnout districts
- overseas and interstate voters.

Traditional TV, radio, outdoor and print advertising were combined with a range of digital channels to drive audiences to the NSW Electoral Commission website and deliver tailored messaging to key audiences.

Messaging

Messaging was developed to drive awareness of the 2024 NSW Local Government elections, ensuring NSW electors were aware of when, where, and how to vote. The campaign built on the success of the “Get ready, Get set, Go!” concept used at the 2023 NSW State General election. The “Get ready, Get set, Go!” campaign messaging was delivered over three phases:

- Phase 1: Get ready – Check your enrolment and save the date.
- Phase 2: Get set – Know your voting options and plan your vote.
- Phase 3: Go! – Early voting is open and go and vote.

Campaign results

Table 36: 2024 NSW Local Government elections voter awareness campaign results

Channel	Result
TV	TV advertising ran across the Nine, Seven, Ten, SBS, WIN, SAS and SCA networks in the two weeks before the election, delivering nearly 500 spots during premium programming.
Radio	Radio advertising ran across the ARN, ATN, Nine, SBS and SCA networks and on Nova, 2RPH, 20 in-language stations and 11 stations with Aboriginal audiences, delivering 4,746 spots across all phases of the campaign.
Print	Print advertising delivered 217 insertions into 42 regional publications, four metropolitan publications, 12 in-language publications and the Koori Mail.
Outdoor	Outdoor advertising delivered 598 spots in the metro area and 912 across regional markets.
YouTube	YouTube delivered over 12m impressions statewide and 533,225 completed views.
Social media	More than 34.3m impressions were delivered overall across Meta, Snapchat and TikTok.
Digital	Digital programmatic, display, audio, out of home and video on demand advertising delivered almost 18m impressions and 1.35m website visits.

Campaign evaluation

Post-campaign research surveyed a representative group of 1,209 NSW eligible voters about the campaign.

- 47 per cent of survey participants recalled seeing the ads, nearly half of whom strongly agreed that the intended messages were communicated
- 60 per cent took action as a result of the campaign.

Stop and consider campaign

Campaign approach

The NSW Electoral Commission implemented the 'Stop and consider' campaign from mid-August to a week after election day in September to alert the public that not all the information available to them about the 2024 NSW Local Government elections would be true and could in fact be seeking to influence their vote.

'Stop and consider' was also conducted for the 2023 NSW State election, based on similar advertising by the Australian Electoral Commission for the 2019 and 2022 federal elections and the Victorian Electoral Commission for its 2022 state election.

The campaign ran from 14 August to 21 September 2024 (covering the close of nominations through to the first week of vote counting), across radio, digital, social and print media in NSW and included translated video, print and social advertising in seven languages: Cantonese, Vietnamese, Mandarin, Arabic, Greek, Italian and Korean. The campaign alerted people to the presence of disinformation on social media and news websites, where to seek accurate information, and encouraged them to report anything of concern to the NSW Electoral Commission.

The campaign was part of a multi-level approach to combatting electoral disinformation including the Disinformation Register and social media management approach for these elections. The campaign was funded by a special purpose grant from the Premier's Department.

Messaging

The campaign encouraged voters to consider what they saw, heard, and read that may have sought to influence their vote or understanding of the electoral process. It also suggested taking time to consider if the information available was:

- **Reliable** – Was the information from a reliable source?
- **Current** – When was the information published? Always check the original source and publication date.
- **Safe** – Could it be a scam? If you are suspicious of the information being shared, think carefully before engaging.

Campaign results

Table 37: 2024 NSW Local Government elections 'Stop and consider' campaign results

Channel	Result
Radio	Radio advertising in regional NSW delivered 951 spots running through August and September
Print	Print publications delivered 21 insertions into four regional publications and five in-language publications.
Digital advertising	Digital display and video advertising delivered more than 10.61m impressions.
Social media	Paid social media advertising delivered more than 24.48m impressions to targeted audiences.

Campaign evaluation

Post-campaign research surveyed a representative group of 1,012 NSW eligible voters about the campaign:

- 32 per cent of survey participants recalled seeing the ads, 44 per cent of whom strongly agreed that the intended messages were communicated
- 59 per cent took action as a result of the campaign.

Political donations education campaign

Campaign approach

The NSW Electoral Commission has run several tranches of its political donations public awareness campaign to educate people in New South Wales about political donations laws. Another tranche of the campaign was run during the 2024 NSW Local Government elections period, with additional messaging regarding recent legislation changes to prohibited donors. The campaign ran across print, digital and social media.

This education program was a specific deliverable of the NSW Electoral Commission's regulatory priorities (priority one), and utilised animations and translated information.

Messaging

The campaign let donors and potential donors know that important rules apply when making a political donation. It focused on the following key pieces of information and encouraged people to find out more on the NSW Electoral Commission website:

- important rules apply to political donations in NSW
- cash donations over \$100 must not be made or accepted
- certain industry groups are prohibited from making political donations in NSW
- there are limits to the amount any political participant can accept from a donor in a financial year.

Campaign results

Table 38: 2024 NSW Local Government elections political donations education campaign results

Channel	Result
Print	Print advertising delivered 16 insertions into eight regional publications.
Digital advertising	Digital display, audio and video advertising delivered more than 5.69m impressions.
Social media	Paid social media advertising delivered 8.96m impressions to targeted audiences.

Election workforce recruitment campaign

Campaign approach

More than 20,000 staff were recruited to deliver the 2024 NSW Local Government elections. The recruitment campaign aimed to encourage people who had never worked at an election before to apply, utilising a range of channels to reach different audiences who might be open to working at an election.

Messaging

The focus of the campaign was to encourage anyone eligible to express their interest in working at the election. Key messages were:

- Help deliver democracy. Work at the 2024 NSW Local Government elections.
- If you are over 18 and enrolled to vote, apply today.
- Paid short and longer-term positions available across NSW. All training provided. No previous election experience is required.

Campaign results

Table 39: 2024 NSW Local Government elections workforce recruitment campaign results

Channel	Result
Radio	Radio targeted key regions where recruitment is challenging and Aboriginal audiences, with a total of 305 spots running through August and September
Print	Print advertising delivered 49 insertions into 15 regional publications and the Koori Mail
Digital advertising	Digital display on Seek delivered nearly 500,000 impressions
Social media	Paid social media advertising delivered nearly 5.7m impressions to targeted audiences
Search	Search engine marketing delivered 154,850 impressions and 37,304 clicks

Culturally and linguistically diverse approach to campaigns

Advertising campaigns run during the election period included tailored components directed at key language groups and Aboriginal people in New South Wales.

Advertising assets were translated, where needed, into seven languages, selected based the prevalence of the language spoken in NSW, cross referenced with how well English is spoken by those groups. Based on these criteria, Arabic, Cantonese, Mandarin, Greek, Vietnamese, Italian and Korean were selected.

Media plans were developed and implemented to reach each audience through the most appropriate media channels. The following table outlines the percentage of campaign spend, audience and channels for each campaign.

Table 40: Percentage of campaign spend, audience and channels for each campaign

Campaign	Voter awareness	Stop and consider	Election workforce recruitment	Political donations education
Spend and campaign audiences	15.3% of campaign spend: <ul style="list-style-type: none"> Aboriginal people Arabic, Bengali/ Bangla, Cantonese, Greek, Hindi, Indonesian, Italian, Korean, Kurdish, Macedonian, Malayalam, Mandarin, Neo-Aramaic/Assyrian, Nepali, Punjabi, Spanish, Thai, Turkish, Urdu and Vietnamese speakers. 	10.1% of campaign spend: <ul style="list-style-type: none"> Arabic, Cantonese, Greek, Korean, Italian, Mandarin and Vietnamese speakers. 	17.1% of campaign spend: <ul style="list-style-type: none"> Aboriginal people Arabic, Cantonese, Greek, Korean, Italian, Mandarin and Vietnamese speakers. 	16.2% of campaign spend: <ul style="list-style-type: none"> Arabic, Cantonese, Korean, Mandarin and Vietnamese speakers.
Advertising channels	Radio, print, social media	Print, YouTube, social media	Print, radio and social media	Display

Media outreach

Proactive media outreach supported the election with a schedule of statewide and localised media releases promoting awareness of the election, how people could plan to vote on or before election day and key events in the election calendar, including the release of results.

During the period 5 August to 3 October, the NSW Electoral Commission received 5214 media mentions and provided spokespeople for more than 50 interviews.

Responding to media enquiries

In addition to proactive media outreach, the NSW Electoral Commission responded to various incoming media enquiries, with topics changing in line with phases of the elections.

Table 41: Media enquiries received (via email)* during the period 5 August to 3 October

Topic/theme	Number of enquiries
General election/data	61
Nominations/Candidates/Ballot paper draw	122
Voter information/Enrolment/Disinformation	28
Pre-poll/Polling places	50
Donation rules/disclosures/electoral funding	5
Electoral Material	23
Results/Counting	89

*Media enquiries received via telephone were not tracked but numbered in the hundreds.

Social media approach

The NSW Electoral Commission utilised official social media accounts on Facebook, X, Instagram and LinkedIn to support the delivery of the 2024 Local Government elections. The approach actively engaged the voting public while managing issues as they arose throughout the election period.

NSW Electoral Commission channels

A daily schedule of social media content was rolled out across the NSW Electoral Commission's social channels (Facebook, X, Instagram and LinkedIn), amplifying messaging from the voter awareness, Stop and consider, political donations and recruitment campaigns, as well as more specific information about voting options, key dates, voter support and information for candidates, political parties, third-party campaigners and donors.

327 organic (non-paid) pieces of content were posted across the channels during the election period 4 June to 14 September with a reach of almost two million users and more than 5,600 engagements.

Customer service and platform moderation

The NSW Electoral Commission channels were also used daily in the lead-up to election day to provide customer service support and respond to questions and issues as they arose.

- These channels received more than 8,700 inbound messages during the election period, 6.4 per cent (560) on X and 91.22 per cent (7,9800) on Facebook.
- More than 1,730 messages were responded to, beginning to spike in the week of the closure of nominations.
- 75 outbound messages relating to nomination were sent around 24 August.

Monitoring and community management

The NSW Electoral Commission undertook ongoing monitoring and moderation of social media during election period to manage the impacts of disinformation and misinformation.

Where the NSW Electoral Commission became aware of prominent pieces of misinformation or disinformation circulating on social media platforms or news sites, it was added to its *Disinformation register* and rebutted with the correct information in response to the posts. Seven items were included on the Register during the election period.

Election reminder service

Free election reminders via email and/or text message are available to electors enrolled in New South Wales who sign up to the election reminder service via the NSW Electoral Commission's website. The service enables subscribers to receive an email or SMS reminder (or both) of an upcoming election relevant to their enrolled address. For the 2024 NSW Local Government elections, the following reminders were sent:

- Early voting/pre-poll reminder message sent 3 September 2024
- SMS: 297,893
- Email: 307,198.
- Election day reminder message sent 12 September 2024
- SMS: 300,211
- Email: 308,987.

Election event website

A subsite of the NSW Electoral Commission's [website](#) was developed to provide a central location with critical information about the 2024 Local Government elections. All communications and advertising activities directed people to the subsite where detailed information was available about the administration and regulation of the election. The subsite content included:

- general information about the elections
- key dates for the elections
- checking enrolment
- candidate information
- early voting options
- voting on election day
- polling place locations
- counting schedules and locations
- work opportunities
- election material registration and display
- pre-election metrics
- results.

This subsite was supported by the *For voters*, *For political participants* and *Funding and disclosure* information on the website and the election-specific community education resources.

For the 2024 Local Government election, the *Assistance for voters* content (which links to in-language information and information for people living with disability saw increased page views of more than 38 per cent compared with the 2021 NSW Local Government elections, with the average time on page increasing. Opportunities were identified to convey information in alternative formats, particularly videos and animations.

Engagement with target audiences

Identify, mitigate and eliminate barriers to participation

The integrity of democracy and representative government in New South Wales depends on high levels of participation by eligible voters. The NSW Electoral Commission aims to inform and engage all eligible citizens to participate in elections and understand the democratic process.

The Electoral Commission recognises some members of the New South Wales community face additional barriers to participation in democracy, including:

- people living with disability
- Aboriginal and Torres Strait Islander peoples
- people from culturally and linguistically diverse backgrounds
- people experiencing homelessness.

The Electoral Commission works closely with voters, communities and community organisations, peak bodies and advocacy groups to identify, mitigate and – where possible – eliminate these barriers. This work is vital to ensure all people have fair and equal access to the democratic and electoral process.

Election-related resources for these target audiences are created in consultation with the NSW Electoral Commission's reference groups and informed by post-election research.

Reference groups

The NSW Electoral Commission has two community reference groups:

- Equal Access to Democracy (Disability) Reference Group
- Culturally and Linguistically Diverse Reference Group.

The Culturally and Linguistically Diverse (CALD) Reference Group and Equal Access to Democracy (Disability) Reference Group are made up of peak bodies and advocacy groups across New South Wales. The reference groups are established as a mechanism to provide guidance, information and feedback to the NSW Electoral Commission in relation to services for electors and to ensure that accessibility barriers to these services are identified and solutions to these barriers are reflected in the programs and services. This includes ensuring that a range of communication formats and channels are used to inform people about enrolment, elections and voting. Before each statewide election the CALD and Equal Access to Democracy (Disability) reference groups are consulted about their member needs and briefed about any changes to legislation, regulations and voting that may need to be communicated to their members and networks.

Equal Access to Democracy (Disability) Reference Group members*

- Vision Australia
- Blind Citizens Australia
- NSW Council for Intellectual Disability
- Guide Dogs NSW
- Physical Disability Council of NSW
- Multicultural Disability Advocacy Association
- National Ethnic Disability Alliance
- Local Government NSW
- Mental Health Coordinating Council
- Carers NSW
- First Peoples Disability Network
- Deaf Connect.

CALD Reference Group members*

- Local Community Services Association
- Ethnic Communities Council of NSW
- Multicultural NSW
- National Ethnic Disability Alliance
- Multicultural Disability Advocacy Association
- Local Government NSW.

*Active members for the calendar year 2024

General resources and communications

The NSW Electoral Commission produced five core community awareness videos for the 2024 Local Government elections.

- Enrolling to vote for elections in New South Wales (views 5,300 as at 15 September 2024) - Including information on how to enrol, enrolling without a fixed address and enrolling as a Silent elector.
- How to fill in your ballot papers (views 16,000 as at 15 September 2024) - Details on how to fill out ballot papers and information on mayor ballot papers, a referendum ballot paper and/or a poll ballot papers.
- Voting options (views 10,000 as at 15 September 2024) - Detailed information on voting options.
- How to vote by post (views 16,000 as at 15 September 2024) - Specific information on postal voting including how to apply and complete a postal vote.
- Counting votes in local government elections (views 3,900 as at 15 September 2024) - This was a new video created to address misinformation and disinformation regarding how votes are counted in local government elections.

These videos were produced with audio descriptions.

Elector Enquiry Centre

As in the previous two major election events, the NSW Electoral Commission outsourced its Elector Enquiry Centre (EEC) to a commercial call centre provider. Benefitting from the 2021 NSW Local Government and 2023 NSW State election events, this outsourcing approach proved highly successful and cost-effective.

The EEC was operational for seven weeks before the election and one week after the election. During this period 65,078 calls were managed by EEC agents, peaking being during election week where more than 26,000 calls were received and approximately 8,000 calls were diverted to the various NSW Electoral Commission support lines/helpdesks. Approximately 5,200 calls were handled on a single day during election week. The number of agents employed increased in line call increases throughout the election. At its peak, 70 EEC agents were active.

The NSW Electoral Commission also established an in-house call escalation team which was responsible for handling more complex or sensitive calls received by the EEC. This call escalation team handled almost 10,500 calls and responded to 12,600 enquiry emails through the election. The call escalation team employed a total of 12 agents.

Culturally and linguistically diverse communities – tailored resources and support

The NSW Electoral Commission creates, shares and promotes in-language communications and resources targeted to people from culturally and linguistically diverse backgrounds. For the 2024 NSW Local Government elections, the Electoral Commission developed numerous in language assets.

Assistance in-language

The NSW Electoral Commission published on its website translated information for the top 24 languages in NSW (based on 2021 Census data).

- The 24 languages included: Chinese Traditional, Vietnamese, Arabic, Chinese Simplified, Greek, Korean, Italian, Spanish, Macedonian, Turkish, Serbian, Khmer, Assyrian Neo-Aramaic, Croatian, Persian, Thai, Portuguese, Russian, Lao, Dari, Hindi, Tagalog, Maltese, and Polish.
- Two new languages were introduced for the 2024 NSW Local Government elections - Kurdish and Nepali.

- The most viewed in-language page was the Chinese Simplified landing page, making up 23.4 per cent of overall page views to the assistance in your language subsite.
- Chinese Simplified, Chinese traditional, Vietnamese, Arabic and Korean pages dominated the top 10 most viewed assistance in your language pages.
- The CALD campaign was influential in the lead-up to the election with 61 per cent of users visiting the website from the campaign.

Translation of the community awareness videos

All five community awareness videos were translated (including voice over, on screen text and captions) into seven languages: Arabic, Cantonese, Greek, Italian, Korean, Mandarin and Vietnamese.

Other language support available

Translation and interpreting services were available via the National Translation and Interpreting Service (131 450).

Election staff working in voting centres who spoke a language in addition to English were available to assist voters in-language and could be identified by badges indicating the language(s) spoken.

Culturally and linguistically diverse communities – engagement programs

The NSW Electoral Commission is committed to building trust and confidence in the electoral and democratic systems and processes in NSW. Part of this commitment includes addressing barriers that people with culturally and linguistically diverse (CALD) backgrounds may face during elections.

To support this commitment, the NSW Electoral Commission conducts community engagement partnerships for CALD voters during statewide election events.

For 2024 NSW Local Government elections, the NSW Electoral Commission consulted the NSW Department of Customer Service's Diverse Communities and Partnership Team (DCP) for advice regarding partnership opportunities to increase CALD voters. An analysis was conducted by DCP to identify CALD organisations with strong community reach in targeted local government areas (LGAs) and language groups. Based on this analysis, DCP recommended seven organisations for consideration for the Electoral Commission's community engagement partnerships for 2024 NSW Local Government elections.

The Electoral Commission invited the seven organisations to submit proposals for the 2024 Local Government elections' CALD community engagement. Four organisations responded with proposals, which were evaluated by an internal selection committee based on organisational capacity and demonstrated expertise. As an outcome of the selection process, two organisations, NSW Ethnic Communities Council and Metro Assist, were identified as the preferred organisation to conduct community engagement, due to their significant networks with CALD organisations in Western Sydney and a proven track record of community engagement.

Vote Talk – produced in partnership with the Ethnic Communities Council of NSW

The Ethnic Communities Council of NSW (ECCNSW) is the peak body for all culturally and linguistically diverse communities in NSW. For the 2024 Local Government elections, the NSW Electoral Commission continued its partnership with ECCNSW to deliver the *Vote Talk* program.

Vote Talk is a series of community-led education, engagement and communication initiatives on voting and elections. The aim is to provide targeted education, radio spots and community conversations to raise the awareness of electoral processes and improve the voting practices and participation of CALD Australian citizens over 18 years of age.

Eight CALD language groups across Greater Sydney were targeted (based on low English language proficiency using the latest ABS Census data and feedback from the sector regarding high-priority groups): Arabic, Cantonese, Greek, Korean, Mandarin, Nepali, Hindi and Vietnamese. For the 2024 Local Government elections, the *Vote Talk* program included:

- community engagement sessions run by ECCNSW bilingual facilitators
- pre-recorded in-language messages on how to fill out ballot papers played on community radio in nine languages.

Key insights from the 2024 Local Government elections *Vote Talk* program included:

- ECCNSW engaged 1,228 individuals in over 80 in-language information sessions delivered in eight languages. This was an increase from the 2023 NSW State election, with 505 participants over 30 sessions in six languages.

- Over the course of six weeks leading up to the election, 36 in-language radio interviews were broadcast across community radio stations.
- Collaboration with local ethnic social media platforms and online community influencers reached a broad audience.

The Vote Talk program was evaluated using a 'before and after' survey format. An indication of the success of the program is shown by the change in responses from participants pre- and post-engagement.

- Confidence in, and knowledge of, voting options and how to vote increased from 25 per cent (pre-engagement) to 84.7 per cent (post-engagement)
- Preparedness to vote increased from 33.8 per cent (pre-engagement) to 81.4 per cent (post-engagement)

Metro Assist pilot partnership

For the 2024 Local Government elections, the Electoral Commission piloted a new community partnership with Metro Assist. Metro Assist is a community organisation in the Sydney Southwest area which has provided services to the culturally and linguistically diverse communities for over 35 years and focuses on engaging newly arrived, emerging and established migrants.

The pilot involved a multi-faceted campaign which aimed at: improving knowledge about the 2024 NSW Local Government elections, the importance of voting and increasing trust and confidence in the electoral and democratic systems with the CALD community. The campaign included community engagement sessions, a local print campaign, and a social media campaign.

Key insights from Metro Assist's pilot for the 2024 Local Government elections included:

- The eight community education sessions were attended by 169 participants; of whom, 160 participants indicated they then voted at the NSW 2024 Local Government elections.
- The majority of attendees confirmed their preference for voting in person (152 responses), followed by postal voting (seven responses).
- A targeted local print campaign with seven in-language advertisements reached over 124,000 readers.
- Paid social media campaign targeting CALD communities on Meta reached 214,800 users.
- Campaign support through Metro Assist's social platforms including Facebook, WhatsApp, WeChat and LinkedIn and SMS messaging had a total reach of over 58,000. Campaign messaging included voting reminders and information on the voting process.

"Vote here" in-language banner trial

The NSW Electoral Commission continued its 'Vote here' banner trial for the 2024 NSW Local Government elections with banners in community languages erected outside polling places. The trial, first conducted for the 2023 NSW State election, is an outcome of recommendation #38 of the NSW Joint Standing Committee on Electoral Matters' (JSCEM) report into the administration of the 2019 NSW State election. Five languages in addition to English were selected for the in-language banners: Arabic, Traditional Chinese, Simplified Chinese, Vietnamese, and Greek. These were based on 2021 Census data.

For the 2024 Local Government elections, the pilot was conducted at 10 pre-poll and polling places in local government areas with high CALD populations and low voter turnout (excluding Liverpool and Fairfield, which used a private election provider): Canterbury-Bankstown, Cumberland, Sydney City and Inner West.

An external independent research provider was engaged to evaluate the banner trial by measuring the recall and impact of the banner on CALD voters. This was achieved through face-to-face surveys at five of the 10 pre-poll/polling place locations. Participants completed a five-minute survey.

Key findings:

- Two in five people surveyed recalled seeing the banner.
- Of the respondents who recalled seeing the banner, two-thirds agreed it told them where to vote and half agreed it welcomed them into the voting centre.

Although less than half the surveyed CALD voters recalled seeing a banner, the evaluation suggests that for those who did, the banner is helpful in fostering a welcoming and inclusive environment at the polling place. The NSW Electoral Commission will consider these findings to inform the future rollout of in-language banners at the 2027 NSW State election.

Translated stakeholder packs

The NSW Electoral Commission produced translated stakeholder packs in seven languages, collating all in-language resources, key messages and assistance available to voters. These stakeholder packs were distributed by SBS to community organisations and our reference group members. The stakeholder pack was translated into Arabic, Simplified Chinese, Traditional Chinese, Vietnamese, Greek, Italian and Korean.

People with disability – tailored resources and support

Auslan video series

NSW Electoral Commission worked with Deaf Connect to develop an Auslan video series. These videos covered key information on the election: how and where to vote, postal voting and how to fill out your ballot papers. These videos were included on our 'Assistance in your language – Auslan' page, published on the Electoral Commission website. Topics included:

- general information on the 2024 NSW Local Government elections
- how to fill out your ballot papers
- voting options
- how to vote by post.

Deaf Connect also developed a blog post including information about the Auslan interpreting service through Skype. These resources were shared through their networks.

Auslan interpreting service

The Electoral Commission can also be contacted via the National Relay Service (NRS) during standard office hours: Monday to Friday, 9am–5pm.

The NSW Electoral Commission offered an Auslan interpreting service on early voting Saturday, 7 September and election day Saturday, 14 September 2024. Electors could connect with interpreters through Skype, by calling 'NSWelections Auslan' or 'NSWelections Auslan2'. Two calls were received on election day for the 2024 NSW Local Government elections.

The NSW Electoral Commission is aware that the Skype platform is being decommissioned and will review its options for providing an Auslan interpreter service at future elections, including delivery platforms and interpreter providers.

Audio description for awareness videos

Based on advice from Vision Australia, audio description opening messages were included on all five English awareness videos. These were published on YouTube and the Electoral Commission's community education resources web page. Messages included:

- enrolling to vote for elections in New South Wales
- how to fill in your ballot papers
- voting options
- how to vote by post
- counting votes in local government elections.
- Easy-read guides

The Council of Intellectual Disability (CID) produced an easy-read guide for the 2024 NSW Local Government elections.

- Your right to vote – 2024 NSW Local Government elections.
- An 'evergreen' voting easy-read guide was also available:
- Homelessness and voting.

'Your right to vote' video

The Council for Intellectual Disability produced a video tailored for people with intellectual disability about enrolling and voting at the 2024 NSW Local Government elections.

Braille ballot papers

The NSW Electoral Commission provided electors who are blind or have low vision the option to vote via braille postal ballot papers. Vision Australian assists with the production of these ballot papers. Seven applications for braille ballot papers were received for the Local Government elections 2024.

Telephone assisted voting

The NSW Electoral Commission provided electors who are blind or have low vision the option to vote via telephone assisted voting for the 2024 NSW Local Government elections. For these elections, 760 electors registered to use the service, with 749 votes cast by close of voting (for the 2023 NSW State election, 849 electors registered for telephone assisted voting, with 830 of those electors casting a vote).

Information regarding telephone assisted voting for 2024 NSW Local Government elections was shared with voters via a paid partnership with Vision Australia, which included a newsletter and email communication to 14,000 of its NSW members.

Voting centre accessibility

All voting venues were equipped with a wheelchair accessible voting privacy screen, maxi pens, magnifiers and a 'table top' voting screen for electors who required a seat while casting a vote.

Information for people experiencing homelessness

The NSW Electoral Commission has 'evergreen' (non-election event specific) resources for people experiencing homelessness. These includes resources on enrolling and voting with no fixed address:

- an animated video (also translated into seven languages)
- information published on the Electoral Commission website.

Community education resources page

The NSW Electoral Commission developed a community education resources page for the 2024 Local Government elections. This page included all resources available to organisations and community members to use and share with their networks, including awareness videos, easy read guides and in-language information.

It also highlighted key messages, key dates, and how community organisations could help share information about the 2024 Local Government elections.

These resources were also distributed by the reference group members and identified target organisations to their respective members and networks.

Key insights

- Over 2,000 users visited the community education resources landing page on the NSW Electoral Commission website.
- The most viewed resource on the community education landing page was the 'How to fill out your ballot papers' awareness video, followed by the factsheets, posters and the voting options awareness video.

Information, education and support for political participants

The information and education initiatives listed below support the implementation of the NSW Electoral Commission's 2024-25 regulatory priority number one, which relates to the compliance obligations of participants at the 2024 NSW Local Government.

Webinar series for candidates

A series of eight webinars were held in the lead up to the 2024 NSW Local Government elections. The webinars included a Q&A-style format where attendees could ask questions live and receive immediate responses. Webinar topics and dates were as follows.

Table 42: Candidate webinar topics and dates for the 2024 NSW Local Government elections

Webinar topic	Date
Candidate information	11am Tuesday, 21 May 2024
Election funding, disclosures and compliance	11am Tuesday, 18 June 2024
Nominations	11am Thursday, 27 June 2024
Third-party campaigners	11am Tuesday, 9 July 2024
Electoral material, compliance and voting	11am Tuesday, 6 August 2024
Candidate workers and scrutineers	11am Tuesday, 20 August 2024
Counting and results	11am Tuesday, 10 September 2024
Post-election disclosure obligations	11am Tuesday, 15 October 2024

All webinars were recorded and published on the NSW Electoral Commission's YouTube channel. A summary of each Q&A session was also published for reference.

Information provided about the registration of candidates, groups and third-party campaigners, political donations and electoral expenditure applied to the elections for all councils, including Fairfield City Council and Liverpool City Council.

Election bulletins for political participants

A series of 13 *Election bulletins* were issued throughout the election period covering various aspects of the election to ensure candidates and registered political parties were kept up to date with the election and their obligations. The bulletins were distributed via email and published on the NSW Electoral Commission website over the period 10 May to 11 October 2024.

Election bulletin topics and dates

[Bulletin No.1](#) Distributed 10 May 2024

Featured content: Election date; candidate information webinars; candidate, group and third-party campaigners must register to start campaigning, compliance with electoral funding laws; disclosure obligations; campaign accounts; information and support; and administration of the 2024 elections in Fairfield and Liverpool.

[Bulletin No.2](#) Distributed 25 June 2024

Featured content: Election calendar; candidate and participant information; candidate and participant helpdesk; registration for candidates and groups; nomination as a candidate; upcoming actions requested of registered parties; postal vote applications; registration of third-party campaigners; amendments to registered details of candidates, groups or third-party campaigners; determining who is responsible for compliance with electoral funding laws; Funding and Disclosure Online; administration of the 2024 elections in Fairfield and Liverpool.

[Bulletin No.3](#) Distributed 15 July 2024

Featured content: Nomination online management system live; registered political party logins for Nomination Online Management System (NOMS) available; registration for candidates and groups; amendments to the Register of Parties; capped expenditure period commenced 1 July; political donation caps for 2024/2025 financial year; candidate and participant information; political donation awareness and resources; end of financial year disclosures due; candidate resources; Office of Local Government campaign.

[Bulletin No.4](#) Distributed 24 July 2024

Featured content: Candidate handbook; candidate and participant webinars; Nomination Online Management System (NOMS) is available; donation and expenditure rules; registration of candidates, groups and third-party campaigners; accepting and using political donations; campaign accounts; electoral funding disclosure obligations as a current councillor or mayor.

[Bulletin No.5](#) Distributed 1 August 2024

Featured content: Key dates; candidate eligibility; close of rolls; lodgement of nominations; lodging your nomination online; lodging your nomination in person; witnessing the statutory declaration in the candidate information sheet; close of registration for candidates and groups; postal voting; braille ballot papers; polling place locations and projections; electoral material authorisation requirements; compliance operations during the regulated election period; party registration freeze; disclosures (due date for political donation disclosures and for major political donors 12 August 2024); regulatory priorities; security and privacy of enrolment information; candidate helpdesk.

[Bulletin No.6](#) Distributed 12 August 2024

Featured content: Nominations close; successfully completing a nomination online; close of registrations for candidates and groups; candidate details published; ballot paper draw; Local Government election regulations amended; campaign accounts; registration of electoral material for distributing on election day; re-use of election material; community education resources webpage available; applications for postal voting open; postal vote applications returned to political participants.

[Bulletin No.7](#) Distributed 15 August 2024

Featured content: Nominations and registrations closed; ballot paper draw; candidate information on website; electoral expenditure cap; public registers; political donation caps; accepting and using political donations; ICAC warns against using allegations of corruption as part of campaigns.

[Bulletin No.8](#) Distributed 16 August 2024

Featured content: Ballot paper draws completed; ballot paper templates; candidate information webinars; register your electoral; postal vote applications returned to political participants.

[Bulletin No.9](#) Distributed 27 August 2024

Featured content: Registration of electoral material reminder; display of electoral material; elector number projections; election statistics; daily metrics during pre-poll period; voting at declared institutions; candidate information webinars; scrutineers; postal vote scrutiny; enforcement of electoral laws; integrity hub and disinformation register.

[Bulletin No.10](#) Distributed 2 September 2024

Featured content: Close of registration of electoral material; display of posters; electoral material enquiries or complaints; regulatory priorities and the disinformation register; candidate and party workers; close of registration for third-party campaigners; reminder: counting and results candidate information webinar.

[Bulletin No.11](#) Distributed 12 September 2024

Featured content: Election day; helpdesk support; candidate workers on election day; reporting allegations about electoral material on election day; scrutineering; counting and results; counting videos; candidate information webinars.

[Bulletin No.12](#) Distributed 26 September 2024

Featured content: Election results; distribution of preferences; declaration of results; recount requests; candidate information webinars.

[Bulletin No.13](#) Distributed 11 October 2024

Featured content: Closing local government election campaign accounts; disclosure obligations after the elections; reminder to update nomination deposit return details.

Nomination and registration notifications

Notifications were sent throughout the election period updating candidates, groups and parties about the status of their nomination and the registration status of electoral material. Political participants were communicated with directly by email upon registering and throughout the lead-up to the elections about various aspects of their electoral funding obligations, such as electoral expenditure and political donation caps, disclosures, campaign accounts, and the *Funding and Disclosure Online* system.

Information sessions for political participants

'Drop-in' sessions were available for political participants to discuss the online systems or to raise any questions regarding election processes.

Online information

Fact sheets (and associated forms) about the electoral funding obligations of electoral participants at these elections, including registering and electoral expenditure caps, were published on the NSW Electoral Commission's website as was a *Candidate handbook*, which contained extensive information about the elections.

Registered candidates, groups, and third-party campaigners were communicated with directly by email upon registering and throughout the election period about various aspects of their electoral funding obligations, such as electoral expenditure and political donation caps, disclosures, campaign accounts, and the *Funding and Disclosure Online* system.

Demonstration of online systems

Online nomination

Registered political parties were invited to attend a demonstration of the *Nomination Online Management System* (NOMS). The demonstrations provided an opportunity to view the system and ask questions regarding the application process to assist them in their preparation and lodgement of nominations.

How to register and submit disclosures online

Candidates, parties and third-party campaigners were provided information about how to access and use *Funding and Disclosure Online* during webinars, and instructional information was published on the website to support online registrations and disclosures of political donations and electoral expenditure.

Candidate and participant helpdesk

A dedicated helpdesk was established to manage candidate and participant enquiries regarding their obligations and the electoral processes. The helpdesk was operational from 8am to 6pm Monday to Friday, with Saturdays open during key operational dates (for example nomination period).

The helpdesk responded to 14,398 telephone enquiries between 1 June and 29 September 2024 regarding nominations, electoral material, registration of candidates and groups, electoral funding and campaign finance rules, scrutineers and results. During the same period, 15,359 emails were received and sent.

Helpdesk agent numbers ranged from a minimum of six prior to the start of the nomination period to 16 during the nomination and registration of electoral material periods, with five agents available on election day.

The maximum number of calls in a day (713) occurred on 13 August (the day prior to the close of nominations). On nomination day (14 August) 661 calls were received, including 420 calls prior to close of nominations at 12 noon. Election day Saturday, 14 September, saw 361 calls received. The average number of calls per day was 105; and the average call duration was 5 minutes 5 seconds.

Council liaison

Towards the end of 2023 and throughout 2024 the NSW Electoral Commission communicated regularly with NSW councils to help them understand the timing and requirements of the elections.

The NSW Electoral Commission published election advertisements on its website and in statewide newspapers (The Sydney Morning Herald, The Daily Telegraph and The Land) and supplied councils with advertisements to place locally.

In addition, the NSW Electoral Commission provided councils with a communication 'hub' and calendar, with resources and content available for council use. The hub contained advertising assets, FAQs, media releases, stock images, social media posts, save the date templates, press advertisement templates, fact sheets, newsletter copy, easy read guides, explainer videos both in English and translated into seven languages, in-language stakeholder engagement kits and poster and flyer templates for use within their local communities. These assets were supported by emails to activate use of assets and support for councils from the NSW Electoral Commission's media team.

Three webinars were held for councils providing key information and council responsibilities regarding the non-residential roll, pre-poll voting, constitutional referendums and election awareness artifacts.

Eleven election newsletters were distributed to councils providing key information and resources to assist with the conduct of the election.

Emails were also sent to all councils to provide updates on election planning progress, and councils were offered direct telephone access to the NSW Electoral Commission Customer Service team.

Council service agreements

Councils entered into service agreements to formally engage the NSW Electoral Commission to conduct their elections. These service agreements were developed around the requirements of s.296 of the Local Government Act and are standardised across all councils.

Councils that selected a commercial service provider (Fairfield and Liverpool) entered into separate agreements with their service provider. However, as enrolment data, enrolment products (that is, authorised rolls, forms and declaration envelopes) and enrolment support were provided to those councils by the NSW Electoral Commission, they were also required to sign an undertaking with the Electoral Commission to assure the security of the enrolment data.

Website

The website is key to the NSW Electoral Commission's customer-centred digital presence, to help voters, political participants and other election stakeholders understand and participate in the democratic processes in New South Wales.

There were a number of features enhanced for the 2024 Local Government elections. Of most significance was the update to the address lookup tool. Based on user research and testing, the tool provided a snapshot of key information based on an elector's enrolled address; where to vote, candidate information and how to vote.

Key metrics

- the 2024 NSW Local Government elections event page received 1,148,336 views across election week (that is, the week leading up to, and including, election day)
- the website reached 1.7m users during election week
- there was a trend towards pre-poll information – the fourth most accessed page during the election period
- the average engagement time of 2m 53s and engagement rate of 86.9 per cent during the six week election phase is well above industry averages of the newly introduced Google metrics
- the address lookup tool was accessed 1.5m times
- peak hourly traffic on election day reached 96k active users at 10am.

Audience

The NSW Electoral Commission continues to move to a 'mobile-first' approach for key areas of its website. A mobile-first approach is a website development strategy that designs the site based on specifications for a mobile version (devices with small screens such as a smartphone), which can then be adapted to, or responsive to, larger screens (rather than the traditional approach of starting with a desktop site and then adapting it to smaller screens). This approach is supported by site analytics indicating that the majority of website visitors use a mobile device, with mobile usage having increased by more than 10 per cent for the 2024 NSW Local Government elections during the same six-week election period compared with 2021.

Table 43: Devices used to access information about the 2024 NSW Local Government elections

Device	2024 NSW Local Government elections	2021 NSW Local Government elections
Mobile phone	75.7%	64.3%
Desktop PC	22%	32.2%
Tablet	2.3%	3.5%
Total	100%	100%

The 25–34 age group remained the largest age cohort of website users, however, this is a sample size of data made available. The Chinese Simplified translation pages were the most accessed of the in-language content made available followed by Chinese Traditional.

Table 44: NSW Electoral Commission website in language pages accessed (top five)

Language	Views
Chinese Simplified	13,005
Chinese Traditional	7,762
Vietnamese	4,328

Language	Views
Arabic	3,859
Korean	1,801

Search

The top search queries and number of impressions for the election week were as follows:

- nsw elections – 29,698
- elections nsw – 26,083
- nsw electoral commission – 29,844
- vote nsw – 29,839
- nsw election – 29,419
- nswec – 23,782
- north Sydney council elections – 22,680
- local elections nsw – 20,936
- city of sydney elections – 19,276
- electoral commission nsw – 17,960.

Acquisition

During the six-week election phase, the majority of users (1,454,553) found the NSW Electoral Commission's website through organic search such as Google or Bing. The next highest group of users came directly to the website (294,439), which suggests positive sentiment for brand recall and awareness.

Table 45: The top-ranking medium and source for traffic to the website*

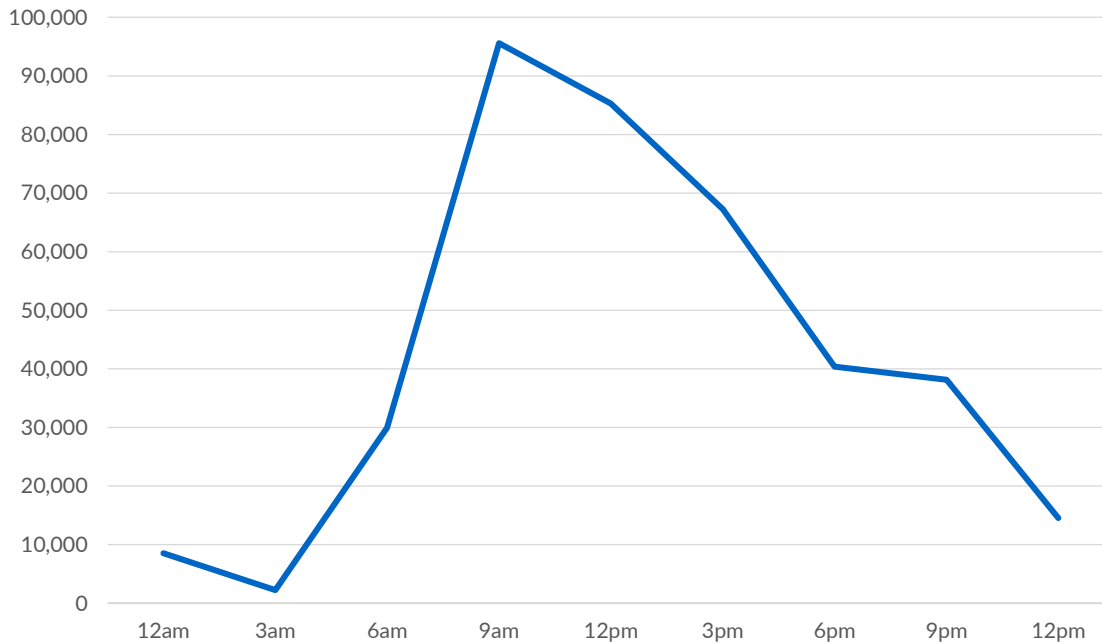
Medium/Source	Users
Organic / Google	1,216,605
None/Direct	322,250
Referral/m.facebook.com	37,428
Organic/Bing	35,052
Paid social/Meta	24,781
Referral/theguardian.com	9,461
Referral/au.search.yahoo.com	5,511
Referral/lakemac.com.au	5,317
Organic/duckduckgo	5,490

*Indicates where users are coming from when they arrive at the NSW Electoral Commission's website

Election day

There were just under 700,000 users who accessed the site on election day spanning 3.3 million page views. An average engagement of nearly two minutes on the day suggests users were able to come to the site and perform their desired task(s), that is, find out where to vote, how to vote and who they can vote for.

Figure 9: Web traffic pattern on election day, peaking at 10am



NSW Electoral Commission's website performance

The website underwent rigorous performance testing to ensure the site was able to handle the spikes in traffic, particularly on election day. The site performed well under significant load, experiencing no major incidents and supporting the successful delivery of critical information.

Countback elections

A legislative amendment prior to the 2021 NSW Local Government elections enabled the use of a 'countback' election to fill a councillor vacancy (for example, following the resignation or death of a councillor) that occur after each ordinary election. This measure dispenses with the need for attendance by-elections. To adopt the use of countback elections:

- the council must pass a resolution at its first meeting after each ordinary that countback is to be used to fill a councillor vacancy
- the councillor vacancy needs to occur within 18 months of the last ordinary election of councillors.
- Following the September 2024 ordinary elections, 100 councils resolved at their first meeting to adopt countback to fill councillor vacancies (see Table 46).

Table 46: Councils adopting countback elections after the 2024 NSW Local Government elections

Council	Council	Council
Albury	Cessnock	Hay
Armidale	Clarence Valley	Hilltops
Ballina	Coffs Harbour	Hornsby
Balranald	Coolamon	Hunters Hill
Bathurst	Coonamble	Inner West
Bayside	Cootamundra-Gundagai	Inverell
Bega Valley	Cumberland	Kempsey
Bellingen	Dubbo	Kiama
Blacktown	Dungog	Kyogle
Bland	Edward River	Lachlan
Blayney	Eurobodalla	Lake Macquarie
Bogan	Federation	Lane Cove
Bourke	Forbes	Lismore
Brewarrina	Georges River	Lithgow
Broken Hill	Gilgandra	Liverpool Plains
Byron	Glen Innes Severn	Lockhart
Cabonne	Goulburn Mulwaree	Mid-Coast
Camden	Greater Hume	Mosman
Campbelltown	Griffith	Nambucca Valley
Canada Bay	Gunnedah	Narrabri
Canterbury-Bankstown	Gwydir	Narrandera
Carrathool	Hawkesbury	Narromine

Council	Council	Council
Newcastle	Shoalhaven	Wagga Wagga
Northern Beaches	Singleton	Walcha
Oberon	Snowy Valleys	Walgett
Orange	Strathfield	Warren
Parkes	Sutherland	Waverley
Parramatta	Sydney	Wentworth
Penrith	Tamworth	Wingecarribee
Port Macquarie-Hastings	Temora	Wollondilly
Port Stephens	The Hills	Wollongong
Queenbeyan-Palerang	Tweed	Yass Valley
Randwick	Upper Hunter	
Ryde	Upper Lachlan	

For countback elections conducted following the September 2024 Local Government elections, the results (cast ballot papers) will be used to determine the new councillor to fill the vacancy. Councils that did not adopt countback elections will be required to fill any casual vacancy that arises with an attendance by-election. The NSW Electoral Commission was not engaged to conduct the 2024 NSW Local Government elections for Fairfield and Liverpool City councils.

Information about countback elections is available on the NSW Electoral Commission [website](#).

Table 47: Councils not adopting countback elections

Council	Council	Council
Berrigan	Maitland	Warrumbungle
Blue Mountains	Mid-Western	Weddin
Burwood	Moree Plains	Willoughby
Central Coast	Murray River	Woollahra
Central Darling	Murrumbidgee	
Cobar	Muswellbrook	
Cowra	North Sydney	
Fairfield	Richmond Valley	
Junee	Shellharbour	
Ku-ring-gai	Snowy Monaro	
Leeton	Tenterfield	
Liverpool City	Uralla	

Election evaluation and customer research

The NSW Electoral Commission conducts robust research with voters, political participants and other election stakeholders to evaluate election services and to deliver actionable insights to increase understanding, trust and future participation in democracy.

Objectives of the research

For the 2024 NSW Local government elections, an external research provider was engaged to undertake research on behalf of the NSW Electoral Commission. This independent research aimed to:

- evaluate the election services provided by the NSW Electoral Commission
- identify opportunities for service improvement
- understand the information needs and election experience for a range of election stakeholders (eligible voters and political participants).
- develop actionable insights for future election communications, services and experiences.

Research methodology

A mixed methodology was utilised, with tailored approaches for all participant cohorts included in the research. The final methodology included:

- Core survey: A computer assisted telephone interview (CATI) conducted with 1,200 eligible voters representative of the NSW eligible voting population.
- Polling place in-person survey: A series of intercept interviews at selected pre-poll and election day polling places with 926 voters who either self-completed on electronic devices or were aided to complete by interviewers.
- Postal voting survey: An online survey conducted with 393 respondents who applied to use postal voting.
- Culturally and linguistically diverse survey: A CATI survey conducted in-language with five key spoken language groups – Arabic (50), Mandarin (50) and Cantonese (50), Hindi (50) and Vietnamese (50).
- Political participant survey: A post-election online survey distributed by email (408 respondents).
- Scrutineer online survey: A post-election online survey distributed by email (355 respondents).
- Qualitative research using semi-structured telephone/Teams interviews with:
 - 20 voters who used telephone voting
 - 20 voters who registered for postal voting
 - 20 voters who live with disability
 - 20 First Nations people
 - 20 youth (aged 16-18 years)
 - nine political participants.

A supplementary survey was also conducted to specifically evaluate the use of in-language 'Vote here' banners for culturally and linguistically diverse voters at selected voting centres.

Council general managers and temporary election staff were also surveyed by the NSW Electoral Commission on a range of qualitative and quantitative metrics to evaluate their satisfaction with the election products and services offered and the NSW Electoral Commission's overall conduct of the elections. These surveys were conducted by the NSW Electoral Commission, separate to the independent research program.

The findings from all surveys provide insight into the experiences and satisfaction of election stakeholders, report on areas of strength or development for the NSW Electoral Commission, identify trends and provide a valuable evidence base to inform election services into the future.

The independent research report is available on the NSW Electoral Commission's website.

Appendices

Appendix A: Contests by council/ward for elections conducted by the NSW Electoral commission for the 2024 NSW Local Government elections

Table 48: Contests by council/ward for elections conducted by the NSW Electoral commission for the 2024 NSW Local Government elections

Council	Ward	Contest type	Number to be elected	Number of accepted candidate nominations
Albury		Councillor	9	36
Armidale		Councillor	9	39
Ballina		Mayor	1	5
Ballina	A Ward	Councillor	3	8
Ballina	B Ward	Councillor	3	7
Ballina	C Ward	Councillor	3	5
Balranald		Councillor	8	13
Bathurst		Councillor	9	51
Bayside	Ward 1	Councillor	3	18
Bayside	Ward 2	Councillor	3	15
Bayside	Ward 3	Councillor	3	19
Bayside	Ward 4	Councillor	3	15
Bayside	Ward 5	Councillor	3	13
Bega Valley		Councillor	8	18
Bega Valley		Mayor	1	6
Bellingen		Councillor	6	14
Bellingen		Mayor	1	2
Blacktown	Ward 1	Councillor	3	9
Blacktown	Ward 2	Councillor	3	9
Blacktown	Ward 3	Councillor	3	9
Blacktown	Ward 4	Councillor	3	7
Blacktown	Ward 5	Councillor	3	9
Bland		Councillor	9	14
Blayney		Councillor	7	9
Blue Mountains	Ward 1	Councillor	3	6

Council	Ward	Contest type	Number to be elected	Number of accepted candidate nominations
Blue Mountains	Ward 2	Councillor	3	7
Blue Mountains	Ward 3	Councillor	3	9
Blue Mountains	Ward 4	Councillor	3	6
Bogan		Councillor	9	10
Bourke		Councillor	10	14
Brewarrina		Councillor	9	11
Broken Hill		Councillor	9	20
Broken Hill		Mayor	1	3
Burwood		Councillor	6	14
Burwood		Mayor	1	3
Byron		Councillor	8	24
Byron		Mayor	1	4
Cabonne		Councillor	9	10
Camden	Central Ward	Councillor	3	10
Camden	North Ward	Councillor	3	8
Camden	South Ward	Councillor	3	13
Campbelltown		Councillor	15	73
Canada Bay		Councillor	8	20
Canada Bay		Mayor	1	3
Canterbury-Bankstown	Bankstown Ward	Councillor	3	18
Canterbury-Bankstown	Bass Hill Ward	Councillor	3	12
Canterbury-Bankstown	Canterbury Ward	Councillor	3	18
Canterbury-Bankstown	Revesby Ward	Councillor	3	19
Canterbury-Bankstown	Roselands Ward	Councillor	3	30
Carrathool	Ward A	Councillor	5	6
Carrathool	Ward B	Councillor	5	8
Central Coast		Referendum		
Central Coast	Budgewoi Ward	Councillor	3	17
Central Coast	Gosford East Ward	Councillor	3	12
Central Coast	Gosford West Ward	Councillor	3	20
Central Coast	The Entrance Ward	Councillor	3	16

Council	Ward	Contest type	Number to be elected	Number of accepted candidate nominations
Central Coast	Wyong Ward	Councillor	3	12
Cessnock		Mayor	1	3
Cessnock	Ward A	Councillor	3	9
Cessnock	Ward B	Councillor	3	9
Cessnock	Ward C	Councillor	3	9
Cessnock	Ward D	Councillor	3	9
Clarence Valley		Councillor	9	17
Coffs Harbour		Poll		
Coffs Harbour		Councillor	8	42
Coffs Harbour		Mayor	1	7
Coolamon		Councillor	9	11
Coonamble		Councillor	9	15
Cootamundra-Gundagai		Councillor	9	11
Cumberland	Granville Ward	Councillor	3	10
Cumberland	Greystanes Ward	Councillor	3	12
Cumberland	Regents Park Ward	Councillor	3	15
Cumberland	South Granville Ward	Councillor	3	18
Cumberland	Wentworthville Ward	Councillor	3	16
Dubbo		Councillor	11	48
Dungog		Mayor	1	4
Dungog	A Ward	Councillor	2	6
Dungog	B Ward	Councillor	2	5
Dungog	C Ward	Councillor	2	3
Edward River		Councillor	9	16
Eurobodalla		Councillor	8	42
Eurobodalla		Mayor	1	8
Federation		Poll		
Federation		Councillor	9	40
Forbes		Councillor	9	10
Georges River	Blakehurst Ward	Councillor	3	9
Georges River	Hurstville Ward	Councillor	3	13

Council	Ward	Contest type	Number to be elected	Number of accepted candidate nominations
Georges River	Kogarah Bay Ward	Councillor	3	15
Georges River	Mortdale Ward	Councillor	3	9
Georges River	Peakhurst Ward	Councillor	3	6
Gilgandra		Councillor	9	10
Glen Innes Severn		Councillor	7	10
Goulburn Mulwaree		Councillor	9	22
Greater Hume		Referendum		
Greater Hume	North Ward	Councillor	3	5
Greater Hume	West Ward	Councillor	3	5
Griffith		Councillor	8	19
Griffith		Mayor	1	2
Gunnedah		Councillor	9	11
Gwydir		Councillor	9	14
Hawkesbury		Councillor	12	62
Hay		Councillor	8	10
Hilltops		Referendum		
Hilltops		Councillor	11	16
Hornsby		Mayor	1	5
Hornsby	Ward A	Councillor	3	9
Hornsby	Ward B	Councillor	3	13
Hornsby	Ward C	Councillor	3	13
Hunters Hill		Mayor	1	2
Hunters Hill	North Ward	Councillor	3	6
Hunters Hill	South Ward	Councillor	3	7
Inner West	Ashfield - Djarrawunang (Magpie) Ward	Councillor	3	9
Inner West	Balmain - Baludarri (Leather Jacket) Ward	Councillor	3	14
Inner West	Leichhardt - Gulgadya (Grass Tree) Ward	Councillor	3	10
Inner West	Marrickville - Midjuburi (Lillypilly) Ward	Councillor	3	9
Inner West	Stanmore - Damun (Port Jackson Fig) Ward	Councillor	3	9
Inverell		Councillor	9	11
Kempsey		Councillor	8	25

Council	Ward	Contest type	Number to be elected	Number of accepted candidate nominations
Kempsey		Mayor	1	6
Kiama		Referendum		
Kiama		Councillor	9	40
Ku-ring-gai	Comenarra Ward	Councillor	2	11
Ku-ring-gai	Gordon Ward	Councillor	2	15
Ku-ring-gai	Roseville Ward	Councillor	2	6
Ku-ring-gai	St Ives Ward	Councillor	2	7
Ku-ring-gai	Wahroonga Ward	Councillor	2	11
Kyogle		Referendum		
Kyogle	A Ward	Councillor	3	5
Kyogle	B Ward	Councillor	3	5
Kyogle	C Ward	Councillor	3	7
Lachlan	C Ward	Councillor	2	3
Lake Macquarie		Mayor	1	6
Lake Macquarie	East Ward	Councillor	4	20
Lake Macquarie	North Ward	Councillor	4	19
Lake Macquarie	West Ward	Councillor	4	29
Lane Cove	Central Ward	Councillor	3	12
Lane Cove	East Ward	Councillor	3	9
Lane Cove	West Ward	Councillor	3	9
Leeton		Councillor	9	10
Lismore		Councillor	10	30
Lismore		Mayor	1	5
Lithgow		Councillor	9	46
Liverpool Plains		Councillor	7	12
Lockhart	B Ward	Councillor	3	4
Lockhart	C Ward	Councillor	3	4
Maitland		Mayor	1	4
Maitland	Ward 1	Councillor	3	13
Maitland	Ward 2	Councillor	3	12
Maitland	Ward 3	Councillor	3	9

Council	Ward	Contest type	Number to be elected	Number of accepted candidate nominations
Maitland	Ward 4	Councillor	3	12
Mid-Coast		Councillor	11	58
Mid-Western		Councillor	9	63
Moree Plains		Councillor	9	15
Mosman		Councillor	6	19
Mosman		Mayor	1	4
Murray River	Greater Murray Ward	Councillor	3	6
Murray River	Moama Ward	Councillor	3	7
Murrumbidgee	Murrumbidgee Ward	Councillor	3	4
Muswellbrook		Councillor	12	26
Nambucca Valley		Councillor	8	10
Nambucca Valley		Mayor	1	4
Narrabri		Councillor	9	38
Narrandera		Councillor	9	12
Narromine		Councillor	9	15
Newcastle		Mayor	1	6
Newcastle	Ward 1	Councillor	3	17
Newcastle	Ward 2	Councillor	3	12
Newcastle	Ward 3	Councillor	3	13
Newcastle	Ward 4	Councillor	3	14
North Sydney	Cammeraygal Ward	Councillor	5	36
North Sydney	St Leonards Ward	Councillor	5	20
Northern Beaches	Curl Curl Ward	Councillor	3	8
Northern Beaches	Frenchs Forest Ward	Councillor	3	6
Northern Beaches	Manly Ward	Councillor	3	12
Northern Beaches	Narrabeen Ward	Councillor	3	8
Northern Beaches	Pittwater Ward	Councillor	3	8
Oberon		Councillor	9	18
Orange		Councillor	11	67
Orange		Mayor	1	7
Parkes		Councillor	10	32

Council	Ward	Contest type	Number to be elected	Number of accepted candidate nominations
Parramatta	Dundas Ward	Councillor	3	12
Parramatta	Epping Ward	Councillor	3	15
Parramatta	North Rocks Ward	Councillor	3	12
Parramatta	Parramatta Ward	Councillor	3	15
Parramatta	Rosehill Ward	Councillor	3	19
Penrith	North Ward	Councillor	5	25
Penrith	South Ward	Councillor	5	15
Port Macquarie-Hastings		Referendum		
Port Macquarie-Hastings		Councillor	8	28
Port Macquarie-Hastings		Mayor	1	4
Port Stephens		Mayor	1	3
Port Stephens	Central Ward	Councillor	3	13
Port Stephens	East Ward	Councillor	3	13
Port Stephens	West Ward	Councillor	3	11
Queanbeyan-Palerang		Councillor	11	70
Randwick	Central Ward	Councillor	3	9
Randwick	East Ward	Councillor	3	9
Randwick	North Ward	Councillor	3	9
Randwick	South Ward	Councillor	3	12
Randwick	West Ward	Councillor	3	9
Richmond Valley		Councillor	6	23
Richmond Valley		Mayor	1	4
Ryde		Mayor	1	4
Ryde	Central Ward	Councillor	4	16
Ryde	East Ward	Councillor	4	12
Ryde	West Ward	Councillor	4	20
Shellharbour		Mayor	1	3
Shellharbour	Ward A	Councillor	2	4
Shellharbour	Ward B	Councillor	2	4
Shellharbour	Ward C	Councillor	2	5
Shellharbour	Ward D	Councillor	2	6

Council	Ward	Contest type	Number to be elected	Number of accepted candidate nominations
Shoalhaven		Mayor	1	3
Shoalhaven	Ward 1	Councillor	4	16
Shoalhaven	Ward 2	Councillor	4	16
Shoalhaven	Ward 3	Councillor	4	16
Singleton		Councillor	9	12
Singleton		Mayor	1	3
Snowy Monaro		Councillor	11	60
Snowy Valleys		Councillor	9	14
Strathfield		Councillor	7	26
Sutherland	A Ward	Councillor	3	18
Sutherland	B Ward	Councillor	3	12
Sutherland	C Ward	Councillor	3	12
Sutherland	D Ward	Councillor	3	15
Sutherland	E Ward	Councillor	3	9
Sydney		Councillor	9	49
Sydney		Mayor	1	10
Tamworth		Councillor	9	24
Temora		Councillor	9	15
Tenterfield	Ward A	Councillor	2	3
Tenterfield	Ward C	Councillor	2	3
Tenterfield	Ward D	Councillor	2	4
Tenterfield	Ward E	Councillor	2	3
The Hills		Mayor	1	3
The Hills	Central Ward	Councillor	3	10
The Hills	East Ward	Councillor	3	9
The Hills	North Ward	Councillor	3	9
The Hills	West Ward	Councillor	3	7
Tweed		Councillor	7	45
Upper Hunter		Councillor	9	11
Upper Lachlan		Councillor	9	13
Uralla		Referendum		

Council	Ward	Contest type	Number to be elected	Number of accepted candidate nominations
Wagga Wagga		Councillor	9	61
Walcha		Councillor	8	13
Walgett		Councillor	9	13
Warren	C Ward	Councillor	3	5
Waverley	Bondi Ward	Councillor	3	9
Waverley	Hunter Ward	Councillor	3	9
Waverley	Lawson Ward	Councillor	3	9
Waverley	Waverley Ward	Councillor	3	12
Weddin		Councillor	9	15
Wentworth		Councillor	9	12
Willoughby		Mayor	1	5
Willoughby	Middle Harbour Ward	Councillor	3	13
Willoughby	Naremburn Ward	Councillor	3	13
Willoughby	Sailors Bay Ward	Councillor	3	16
Willoughby	West Ward	Councillor	3	21
Wingecarribee		Councillor	9	60
Wollondilly		Mayor	1	4
Wollondilly	East Ward	Councillor	4	23
Wollondilly	North Ward	Councillor	4	19
Wollongong		Mayor	1	5
Wollongong	Ward 1	Councillor	4	10
Wollongong	Ward 2	Councillor	4	13
Wollongong	Ward 3	Councillor	4	8
Woollahra		Referendum		
Woollahra	Bellevue Hill Ward	Councillor	3	6
Woollahra	Cooper Ward	Councillor	3	9
Woollahra	Double Bay Ward	Councillor	3	6
Woollahra	Paddington Ward	Councillor	3	9
Woollahra	Vaucluse Ward	Councillor	3	6
Yass Valley		Councillor	9	12

Appendix B: Candidate demographics (self-identified on nomination form)

Table 49: Candidate demographics

Demographic metric	Number self reported
Candidates who identify as male	2,232
Candidates who identify as female	1,667
Candidates who contested the last ordinary election of the council	1,530
Candidates who were elected at the last ordinary election of the council	957
Experience as a councillor	
- never served	2,790
- less than one term	35
- completed one term	514
- completed two terms	264
- completed three terms	134
- completed four terms	83
- completed five terms	59
- completed more than five terms	67
Candidates who identify as an Aboriginal and/or Torres Strait Islander person	165
Candidates who identify as living with disability	185
Candidates whose first language is English	3,461
Candidates with culturally and linguistically diverse backgrounds	
- first language is Arabic	56
- first language is Cantonese	19
- first language is Dutch	7
- first language is German	11
- first language is Greek	17
- first language is Italian	29
- first language is Lebanese	4
- first language is Mandarin	59
- first language is Vietnamese	6
- first language - Other	252

Demographic metric	Number self reported
Candidate age* range	
- between 18 and 24 years	155
- between 25 and 29 years	136
- between 30 and 39 years	504
- between 40 and 49 years	761
- between 50 and 59 years	928
- between 60 and 69 years	907
- between 70 and 79 years	536
- 80 years or older	70

*Age data for nominating candidates is taken from enrolment information.

Appendix C: Languages spoken by election officials

This table includes election day polling place staff who reported they spoke a language in addition to English. Pre-poll and returning office staff are not included in this table. These numbers are not unique staff counts. Some staff members spoke more than one language in addition to English and are counted in each language category. Staff wore a badge indicating the language(s) spoken so they could be identified by electors seeking language support.

Table 50: Languages spoken by election day polling place staff in addition to English

Language	Number of staff	Language	Number of staff
Afrikaans	20	Kurdish	11
Arabic	249	Macedonian	56
Assyrian	18	Malayalam	31
Auslan	14	Maltese	17
Bengali	128	Marathi	27
Bosnian	19	Nepali	20
Chinese Cantonese	597	Other	295
Chinese Mandarin	592	Polish	35
Croatian	47	Portuguese	29
Dutch	13	Punjabi	184
Farsi Iran Persia	55	Russian	43
French	164	Serbian	49
German	116	Sinhala	16
Greek	140	Sinhalese	37
Gujarati	63	Spanish	175
Hindi	676	Tagalog Philippines	243
Hungarian	19	Tamil	199
Indonesian	113	Telugu	47
Italian	187	Thai	29
Japanese	56	Turkish	38
Kannada	23	Ukrainian	10
Khmer	11	Urdu	127
Korean	52	Vietnamese	183

Appendix D: 2024 Local Government elections statewide advertising campaign


Social media static



Print



Digital outdoor



NSW Electoral Commission

Go! and vote

2024 NSW local council elections
Saturday, 14 September.

Voting is compulsory.



Visit elections.nsw.gov.au

Get ready Get set **Go!**

Outdoor



NSW Electoral Commission

Go! and vote

2024 NSW local council elections
Saturday, 14 September.

Voting is compulsory.



Visit elections.nsw.gov.au

Get ready Get set **Go!**

Glossary

Term	Description
Absolute majority	A candidate for the position of Mayor must have an absolute majority of formal votes in order to be elected. An absolute majority is 50% + 1 of formal votes.
ATL (Above the Line)	Councillor ballot papers where there are groups and Group Voting Squares (GVS) have a thick black line dividing the ballot paper. Group voting squares appear Above The Line (ATL) on the ballot paper. An ATL vote is a vote where the elector has placed their preference(s) in a group voting square Above The Line.
Australian Electoral Commission (AEC)	The Australian Electoral Commission (AEC) conducts Federal elections and assists the NSW Electoral Commission to maintain the electoral roll in NSW.
Authorised roll	A roll of electors eligible to vote at the election. This roll is produced after the close of roll. It must contain the surname, given name or names, date of birth, gender and residence of each elector. Residence details for silent electors, eligible overseas electors and itinerant electors are omitted from authorised rolls.
Ballot paper draw	The process of determining which order the candidates (and groups if applicable) will appear on the ballot paper. The draw is conducted by the returning officer on nomination day.
BTL (Below the Line)	Councillor ballot papers where there are groups and group voting squares (GVS) have a thick black line dividing the ballot paper. Candidates in those groups appear below the line (BTL) on the ballot paper. A BTL vote is a vote where the elector has placed their preferences against candidates below the line.
Candidate	A person who is nominated for election as mayor and/or councillor.
Candidate helpdesk	Available for candidates and their staff seeking assistance on matters such as nominations, registration of electoral material and counting and results.
Candidate roll	A candidate may apply to be provided with a copy of the roll for the local government area/ward that they are contesting.
Candidate Information Sheet (CIS)	The Candidate Information Sheet is part of the nomination form and must be completed by all candidates. The CIS must then be made available in a folder in the RO office, all polling places, pre-poll voting offices and declared institutions for inspection by electors on request.
Centralised Count Centre (CCC)	The centralised count centres were used for the check count councillor ballot papers for Sydney Metro and Newcastle region local government areas.
Culturally and Linguistically Diverse (CALD)	A NSW electoral council area is identified as being culturally and linguistically diverse if it has a significant population of electors who speak a language other than English at home.
Check count	A 'check' or 'second' count of all first preference votes from all polling places, postal, pre-poll and DIs conducted after election day. The results of the check count are considered to be the final count of first preference votes.
Close of roll	The date when the rolls for the election are closed to allow for printing of authorised rolls. This is the day of the issue of the writs for an election.
Council area	A council area is one of 128 geographical areas in NSW as at 9 September 2016. Also referred to as a local government area (LGA).

Term	Description
Councillor	Every council area has a number of elected Councillor positions. The successful candidate/s in a Councillor election will become a Councillor for that council area.
Declaration of the poll	An official declaration made by the returning officer that sets out the result of each election held for that council area.
Declaration vote	A vote cast by an elector when the ballot papers are enclosed in an envelope containing a printed declaration signed by the elector. It includes postal, declared institution, enrolment, name not on roll (NNOR) and name marked as voted (NAMAV) votes.
Declaration Vote Issuing Officer	An election official whose job is to issue declaration votes at a polling place.
Declared institution	A hospital, aged care facility, retirement village or similar facility appointed by the NSW Electoral Commissioner and visited by election officials to take votes from residents who are unable to attend a polling place on election day.
Disinformation (see also Misinformation)	Disinformation is false information shared intentionally to deceive
Distribution of Preferences	The process of determining the successful candidate in an election, by distributing ballot papers (either of an excluded candidate or the surplus ballot papers of an elected candidate) to the remaining candidates according to the preferences indicated on the ballot paper.
Election night	After 6pm on election day, when the polling places are closed.
Election Official (EO)	A person appointed as an election official by the returning officer to support the conduct of the election.
Election period	The period from the close of rolls until 6pm on election day during which time electoral material must satisfy certain requirements.
Elector	A person entitled to vote at an election.
Electoral Commissioner	The Electoral Commissioner is appointed by the Governor and has the responsibility of administering the <i>Local Government Act 1993</i> and regulation as they relate to the conduct of the local government elections. The Electoral Commissioner's responsibilities apply only to those councils who have arranged for the Electoral Commissioner to administer their elections.
Electoral material	Any how-to-vote card, poster or advertisement containing electoral matter (whether in tangible or electronic form).
Electoral matter	Anything that is intended, calculated or likely to affect an election or elector including the name or a party or candidate, or the picture of a candidate or drawing of the candidate's likeness.
Electoral offences	An offence committed under the <i>Local Government Act 1993</i> and regulations for the purposes of local government elections.
Enrolled address	The address of the elector as appearing on the authorised roll.
Enrolment vote	Eligible persons not on the electoral roll for any area or transferring from an area, can, subject to producing a NSW driver licence or NSW photo card as identification, enrol at the time of casting their vote.
Elector Enquiry Centre	A dedicated centre to support electors.
Formal vote	A ballot paper which has been marked in accordance with the voting directions on the ballot paper and counts towards the result of an election.

Term	Description
General Manager	The general manager of the council.
General Postal Voters (GPV)	Electors who satisfy certain legislative provisions can receive their postal votes automatically without further application.
Group	Under certain circumstances, candidates for councillor may request to form groups with other candidates on the ballot paper. This allows for candidates to appear in a single column on the ballot paper as a group. They must complete the appropriate forms at the time of nomination.
Group Voting Squares (GVS)	Candidates who have formed groups may request a group voting square (GVS) on the ballot paper for ATL voting.
How-to- vote card	A leaflet that encourages an elector to vote for a particular candidate, party or group, often including a representation of a ballot paper.
Informal	A ballot paper that has not been completed according to the directions for voting on the ballot paper.
Information Officer	An election official in a polling place whose job it is to assist electors by checking elector's enrolment status; making notes of elector's inability to vote; and provide other information and assistance to electors.
Local Government Area (LGA)	A local government area (LGA) is one of 128 geographical areas in NSW as at 9 September 2016. Also referred to as a council area.
Mayor	Some Mayors are elected from and by the elected councillors. Some mayors are elected by the electors in that council area – this is known as a popularly elected mayor.
Misinformation (see also Disinformation)	Misinformation is false information shared unintentionally
Name Already Marked As Voted (NAMAV)	An elector who attends to vote but finds their name has already been marked on the authorised roll as having voted can be issued a NAMAV vote.
Name Not On Roll (NNOR)	Electors who claim to be enrolled but are not on the authorised roll can claim a name not on roll vote.
Multi-council polling place	Polling places located on or near the boundary between two or more council areas may issue votes for more than one council area.
Nomination	The process by which a person applies to become a candidate for election.
Nomination day	The date of the nomination day for an ordinary election is the date of the fifth Wednesday before the day of the election (in relation to an attendance election) or the last day of voting (in relation to a postal election), or such other date as the Electoral Commissioner determines in a particular case.
Non-Residential roll (see also Residential roll)	The non-residential roll is collated and certified by the General Manager of the council. It includes non-residential owners and occupiers and rate paying lessees who have applied to be on the roll for the council election. This roll lapses after each election.
Optional preferential	The candidate who receives the largest number of first preference votes is elected if that number constitutes 50 per cent + 1 of the total formal votes in the count. This is called an 'absolute majority'.
Office Assistant (OA)	Office assistants are election officials employed to assist the returning officer conduct the election including postal and pre-poll votes; visiting declared institutions; packing polling place materials and general administration.
Ordinary Issuing Officer	An election official whose job is to issue votes to electors at a polling place.

Term	Description
Ordinary vote	A vote cast in the usual manner (ie, not a declaration vote) in a polling place on election day.
Party/candidate worker	A person who assists candidates by handing out how-to-vote cards. Unlike scrutineers, a party worker has no official status.
Poll	Council polls are run to capture voter opinion on a particular issue (eg, public works etc.) The result of a council poll is not binding on the council.
Polling place	A building such as a school or community hall that has been designated as a place to which voters go on election day to cast their votes.
Polling Place Manager	The election official responsible for managing a polling place on election day.
Postal vote	Eligible electors who are unable to attend a polling place during voting hours on election day may apply to vote by post.
Postal Vote Application (PVA)	Electors wishing to postal vote complete a postal vote application (PVA) form.
Postal Vote Certificate (PVC)	Electors who have successfully applied for a postal vote are sent ballot papers and a postal vote certificate (PVC) envelope which they must complete and sign and send back to the returning office with the ballot papers enclosed.
Preferences	The numbers written by the elector in the square next to a candidate's name or in a group voting square on the ballot paper.
Pre-poll ordinary vote	Type of vote issued to a pre-poll voter voting within their enrolled council area and no declaration envelope required.
Pre-poll voting	Eligible electors can vote before election day at the office of a returning officer or other pre-poll voting office.
Pre-poll voting office	A location appointed (other than, or in addition to the returning office) where electors may cast a pre-poll vote prior to election day.
Proportional representation	A system of voting designed to elect representatives in proportion to the amount of support each has in the electoral district.
PRCC	Proportional Representation Computer Count system used for batching, data entry and calculation of distribution of preferences which determines successful candidates in an election.
Quota	The number of votes required by a candidate to be elected to be a councillor at a local government election. it is calculated by adding one to the result of the total number of formal votes divided by the number of vacancies plus one then rounding up any decimals for example: $\frac{\text{Number of formal votes}}{\text{Candidates to be elected} + 1} + 1$.
Recount	A second count of votes in an election.
Referendum	Constitutional referendums are held to increase or decrease the number of Councillors; create or abolish wards; change the way in which the mayor is elected (ie, popularly or councillor elected); change the method of electing councillors in a council with wards. The result of a constitutional referendum is binding on the council.
Registered electoral material	Electoral material including how-to-vote cards registered by the Electoral Commissioner for distribution on election day.
Registered Political Party (RPPs)	A political party registered in NSW and included on the Register of Parties which is maintained by the Electoral Commission.

Term	Description
Residential roll (see also Non-Residential roll)	Includes all electors enrolled on the state electoral rolls for the council area. This roll is prepared by NSW Electoral Commission.
Returning Officer	An official appointed by the Electoral Commissioner to conduct an election for one or more council areas.
Returning officer support officer	Returning officer support officer (ROSO) are located in the NSW Electoral Commission head office and support the returning officer with information and guidance to ensure returning officer follows policies and procedures.
Scrutineer	A person appointed by a candidate to witness electoral procedures on behalf of the candidate.
Scrutiny	The check of declaration envelopes to ensure compliance before the vote is admitted to the count, and the process of checking ballot papers for formality.
Security seals	Plastic, numbered security seals that must be used to secure ballot boxes and bags of used ballot papers at polling places, pre-poll voting offices and in the RO office. A record of the number of each security seal used must be kept by ROs and election official staff.
Senior Office Assistant	They assist the returning officer and manage a range of key tasks during an election including staffing and venues management; secure receipt and return of election material; pre-poll and counting and results.
Silent elector	An elector whose address is omitted from the authorised roll for reasons of personal safety.
Uncontested election	An election is uncontested if by close of nominations, the number of nominations for a position is equal to or less than the number to be elected.
Ward	Some council areas are divided into smaller areas that are called wards. Each ward elects a number of councillors to represent that ward.
Work health and safety (WHS) principles	The principles of work health and safety to be followed by all NSW Electoral Commission staff.

NSW Electoral Commission

231 Elizabeth Street, Sydney NSW 2000 | GPO Box 832, Sydney NSW 2001

General enquiries: 1300 135 736 | Switch: (+61 2) 9290 5999 | Fax: (+ 61 2) 9290 5991

elections.nsw.gov.au

Report on the administration of the

2024 NSW Local Government elections

Part two



The NSW Electoral Commission acknowledges the Traditional Owners of Country throughout New South Wales and their continuing connection to land, water and community. Our head office is located on Gadigal land. We pay our respects to Elders past and present.

© 2025. This publication is copyright.

No part of this report may be reproduced by any process, except in accordance with the *Copyright Act 1968*. Please address all enquiries to the NSW Electoral Commission, GPO Box 832, Sydney NSW 2001

All tables and figures are sourced to NSW Electoral Commission unless stated otherwise.

This report was produced using internal resources. To reduce our environmental impact, this report can be downloaded from the NSW Electoral Commission's website at elections.nsw.gov.au

NSW Electoral Commission
231 Elizabeth St, Sydney NSW 2000 | GPO Box 832, Sydney NSW 2001
Monday-Friday, 9am-5pm
elections.nsw.gov.au

Contents

About this report	3	Dungog Shire Council.....	139
Albury City Council	6	Edward River Council	142
Armidale Regional Council.....	10	Eurobodalla Shire Council.....	145
Ballina Shire Council	14	Fairfield City Council	149
Balranald Shire Council	18	Federation Council.....	150
Bathurst Regional Council	21	Forbes Shire Council.....	154
Bayside Council.....	25	Georges River Council.....	157
Bega Valley Shire Council	30	Gilgandra Shire Council.....	162
Bellingen Shire Council.....	34	Glen Innes Severn Shire Council	165
Berrigan Shire Council	37	Goulburn Mulwaree Council	168
Blacktown City Council	39	Greater Hume Shire Council	171
Bland Shire Council	43	Griffith City Council	174
Blayney Shire Council.....	46	Gunnedah Shire Council	177
City of Blue Mountains Council.....	49	Gwydir Shire Council.....	180
Bogan Shire Council.....	53	Hawkesbury City Council	183
Bourke Shire Council	56	Hay Shire Council.....	188
Brewarrina Shire Council	59	Hilltops Council.....	191
City of Broken Hill Council	62	The Council of the Shire of Hornsby.....	194
Burwood Council.....	66	The Council of the Municipality of Hunter's Hill	198
Byron Shire Council	69	Inner West Council	201
Cabonne Council	73	Inverell Shire Council.....	206
Camden Council.....	76	Junee Shire Council.....	209
Campbelltown City Council.....	80	Kempsey Shire Council	211
City of Canada Bay Council.....	85	The Council of the Municipality of Kiama.....	215
Canterbury-Bankstown Council	89	Ku-ring-gai Council	219
Carrathool Shire Council	95	Kyogle Council.....	223
Central Coast Council.....	98	Lachlan Shire Council	226
Central Darling Shire Council.....	104	Lake Macquarie City Council	229
Cessnock City Council	105	Lane Cove Municipal Council	235
Clarence Valley Council.....	110	Leeton Shire Council.....	239
Cobar Shire Council	113	Lismore City Council.....	242
Coffs Harbour City Council	115	City of Lithgow Council.....	246
Coolamon Shire Council.....	119	Liverpool City Council	250
Coonamble Shire Council.....	122	Liverpool Plains Shire Council.....	251
Cootamundra-Gundagai Regional Council	125	Lockhart Shire Council	254
Cowra Shire Council	128	Maitland City Council	257
Cumberland Council.....	130	Mid-Coast Council	262
Dubbo Regional Council.....	135	Mid-Western Regional Council	267

Moree Plains Shire Council	272	Snowy Valleys Council.....	378
Mosman Municipal Council.....	275	Strathfield Municipal Council	381
Murray River Council	279	Sutherland Shire Council.....	384
Murrumbidgee Council	282	Council of the City of Sydney	389
Muswellbrook Shire Council.....	285	Tamworth Regional Council.....	394
Nambucca Valley Council.....	288	Temora Shire Council.....	397
Narrabri Shire Council.....	291	Tenterfield Shire Council.....	400
Narrandera Shire Council	295	The Hills Shire Council.....	403
Narromine Shire Council.....	298	Tweed Shire Council	407
Newcastle City Council.....	301	Upper Hunter Shire Council	411
North Sydney Council	306	Upper Lachlan Shire Council	414
Northern Beaches Council	311	Uralla Shire Council	417
Oberon Council	315	The Council of the City of Wagga Wagga.....	420
Orange City Council	318	Walcha Council	425
Parkes Shire Council.....	323	Walgett Shire Council	428
City of Parramatta Council.....	327	Warren Shire Council.....	431
Penrith City Council.....	332	Warrumbungle Shire Council	434
Port Macquarie-Hastings Council.....	336	Waverley Council.....	436
Port Stephens Council.....	340	Weddin Shire Council	440
Queanbeyan-Palerang Regional Council.....	344	Wentworth Shire Council.....	443
Randwick City Council	349	Willoughby City Council.....	446
Richmond Valley Council.....	353	Wingecarribee Shire Council	451
Council of the City of Ryde.....	357	Wollondilly Shire Council	455
Shellharbour City Council.....	362	Wollongong City Council	459
Shoalhaven City Council.....	366	Woollahra Municipal Council	463
Singleton Council	371	Yass Valley Council.....	467
Snowy Monaro Regional Council.....	374		

About this report

Under section 393AA of the *Local Government (General) Regulation 2021*, after each ordinary election of councillors, the Electoral Commissioner must provide the Minister with a written report on the conduct of the election. This report is provided with respect to the 2024 NSW Local Government ordinary elections and is presented in two parts.

Part one provides an overview of the elections conducted by the NSW Electoral Commissioner on Saturday, 14 September 2024. It includes aggregated statistical information about the elections, information about voting methods, venues, staffing and funding. It also describes the impact of recent changes to the legislation that governs the conduct of local government elections in New South Wales.

Part one also summarises the integrity and enforcement activities of the Electoral Commission in relation to the conduct of participants in the elections. This work includes the registration of candidates, groups, and third-party campaigners for campaign finance regulation purposes; compliance operations undertaken during the elections; investigating allegations of breaches of electoral law; and any legal proceedings commenced to date in relation to the elections.

Part one also includes recommendations by the Electoral Commissioner for legislative reform around the conduct of local government elections.

Part two provides information about each individual local council election, including candidates, results (of councillor, mayoral, referendum and poll contests as applicable to each council), the breakdown of votes by vote type for councillor elections, as well as staffing and venue numbers by council.

All tables and figures are sourced to NSW Electoral Commission unless stated otherwise.

Notes to Part 2

Local government area maps

The maps for each council indicate the voting venues for the 2024 NSW Local Government elections (at June 2024). Where a ward or whole council area was uncontested, some voting venues were not subsequently required but are still indicated on the maps.

Undivided/divided councils

In New South Wales, an undivided council does not have any wards – all councillors are elected in a single local government area (LGA) by all electors enrolled in the council area. A divided council is split into wards. Councillors are elected by the electors enrolled in each ward to form the council for the whole local government area.

Types of elections

Councillor election

A local government area is either undivided or divided. A divided council is split into wards, and each ward has its own councillor elections. Councillors in an undivided council are elected by all voters in that council area. Councillors in a divided area are elected to represent each ward within the council area. An equal number of councillors are elected for each ward. The number of councillors elected varies between councils. Councillors were elected for a four-year term, shortened in the case of the September 2024 elections.

Mayor election

Mayors can be either elected by the voters (direct or popularly elected mayor) or elected by the new councillors (and from the councillors) following a council election.

Mayors who are elected by the voters serve a four-year term. The election of a mayor by voters and the election of councillors are conducted at the same time but are considered separate elections, with separate ballot papers. For example, if a council has a total of 10 councillors to be elected, and the mayor is elected by the voters, the election for that council would be for nine councillors and one mayor. A candidate can run for both councillor and mayor but, if elected as mayor, they cannot also hold office as a councillor. Where elected by the councillors, the mayor serves a two-year term. At the end of the two-year term the councillors elect a new mayor for the following two years. The NSW Electoral Commission is not involved in the election of mayors by the councillors.

Constitutional referendum

A council may decide to conduct a constitutional referendum. A constitutional referendum is required to be conducted to change the constitutional structure of the council. For example, changing the number of councillors, whether to divide the council area into wards or abolish all wards, or determine whether the mayor should be elected by the voters or by the councillors. For a constitutional referendum to pass, a majority of voters in the council area must have voted in support of the proposal. Voting in a constitutional referendum is compulsory and the result is binding on the council. If the constitutional referendum is passed, the result takes effect at the next local government elections.

Council poll

A poll is conducted to determine the opinion of electors. A council may decide to conduct a poll on any issue and the result is used by council to guide further planning decisions. The council can poll all voters in the council area or only a portion of voters. Voting in a poll is not compulsory and the result of a poll is not binding on the council.

Voting options

The voting options (voting channels) available to electors for the 2024 NSW Local Government elections were:

- in-person voting before election day during the pre-poll period (subject to eligibility)
- by postal vote (subject to eligibility)
- in-person voting on election day
- telephone assisted voting for electors who are blind or have low vision
- declared institution voting at appointed venues (an approved hospital, nursing home or convalescent home which is visited by election officials for the purpose of taking votes from residents who are unable to attend a voting centre). A declared institution confirms with the NSW Electoral Commission their preference for a visit by election officials or to be provided with postal votes to enable their residents to vote.

Each of the individual council election summaries includes a graph showing the number of total formal votes cast by vote type for the councillor election (if contested), grouped as follows:

- ordinary (votes cast at a polling place on election day, includes silent votes)
- pre-poll – ordinary (votes cast in person during pre-poll, includes silent votes and votes cast at declared institutions)
- postal
- enrolment (votes cast by electors who enrol and vote on the same day, either during the pre-poll period or on election day)
- NAMAV (name already marked as voted – when an elector attends a voting centre and is found to have their name already marked on the authorised roll as having voted but makes a written declaration that they have not voted already at this election)
- telephone assisted votes.

Enrolment

Enrolment is as at the close of rolls at 6pm on Monday, 5 August 2024, and for contested councils/wards. Electoral rolls are 'closed' to facilitate confirmation of candidate/nominator eligibility and to enable the authorised roll to be printed. Electors can still enrol after this date and also enrol and vote on the same day during the voting period (if they have identification showing their address).

Participation

Turnout is calculated as total votes/enrolment. Participation is the number of electors who attempted to cast a ballot divided by enrolment. It is different from total votes in that it includes electors who cast a declaration vote that was not accepted into the count for some reason.

Apparent failure to vote

The failure to vote process had not been completed at the time of producing this report. The number of Apparent failure to vote notices issued is the initial number of notices sent.

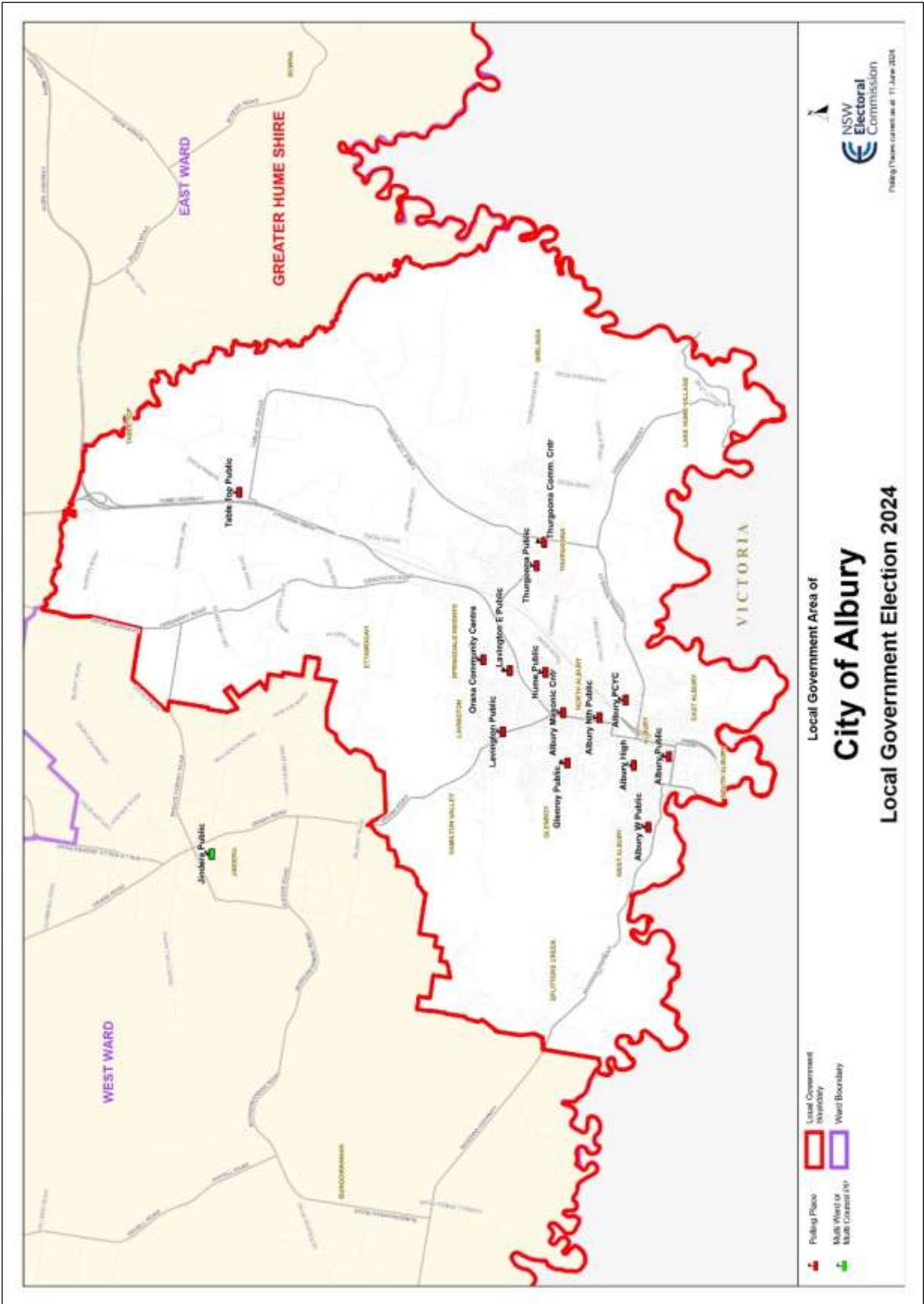
Venue numbers

The pre-poll centre total published for each council includes the returning officer's office if it was used for the provision of early voting services. The number of declared institutions represents the number of facilities visited by election officials.

Staff numbers

The number of staff shown for each council is the number of staff working at pre-poll venues (excluding where a returning officer's office offered pre-poll voting) and election day polling place staff.

Albury City Council



Albury election summary

Undivided council

Type of election conducted: Councillor (election of 9 councillors)

Council enrolment: 40,701 Residential roll: 40,691 Non-residential roll: 10

Apparent failure to vote notices issued: 7,280 (17.9% of the residential roll)

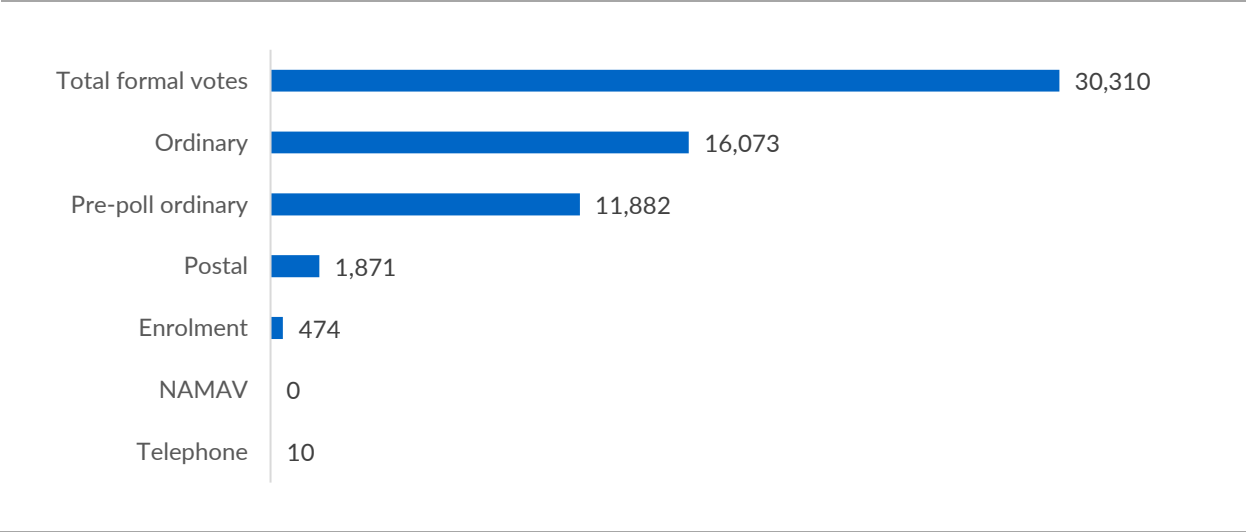
Councillor election

Councillor election total votes: 32,394 Formal: 30,310 Informal: 2,084 Formality rate: 93.6%
Participation rate: 80.3%

Elected councillors (alphabetical by surname)

Councillor name	Affiliation
BAKER Stuart	Independent
BULLIVANT Phillip	Independent
BUTKOWSKI Raissa	Independent
CAMERON Darren	Australian Labor Party (NSW Branch)
GLACHAN Alice	Independent
HUDSON Geoff	The Greens NSW
KELLAHAN Jessica	Independent
KING Kylie	Independent
MACK Kevin	Independent

Formal votes cast by vote type for the councillor election



Councillor candidate nominations (alphabetical by surname)

Name	Affiliation
ALEXANDER Michael	Independent
ALLEN Geoffrey	Australian Labor Party (NSW Branch)
BAIRD David	Australian Labor Party (NSW Branch)
BAKER Stuart	Independent
BOWEN Steve	Independent
BULLIVANT Phillip	Independent
BUTKOWSKI Raissa	Independent
CALE Danielle	Independent
CAMERON Darren	Australian Labor Party (NSW Branch)
DAWSON Dawn	The Greens NSW
DOCKSEY Beth	Independent
DUNN Jackie	Independent
EDWARDS Ashley	The Greens NSW
EYALAMA Isaac	Independent
GIBLIN Amanda	Independent
GLACHAN Alice	Independent
GOULD Jane	Independent
HASSARATI Carolyn	Australian Labor Party (NSW Branch)
HUDSON Geoff	The Greens NSW
ISAACS Kofi	The Greens NSW
KELLAHAN Jessica	Independent
KING Kylie	Independent
LUMANOG Joseph	The Greens NSW
MACK Kevin	Independent
MAMOUNEY Stephen	Independent
MCGLYNN Leigh	Independent
MEAD Belinda	Independent
PEMBERTON Louise	Independent
PHOMMACHANH Lay	Independent
RYAN Christopher	Australian Labor Party (NSW Branch)

Name	Affiliation
SINGH Naziya	Independent
SMITH Taneesha	Independent
STEAN Jack	Independent
THOMAS Dianne	Independent
TIERNAN Jodie	Independent
VENESS Rhiannon	Independent

Election operations

Number of staff: 128

Number of pre-poll centres: 2

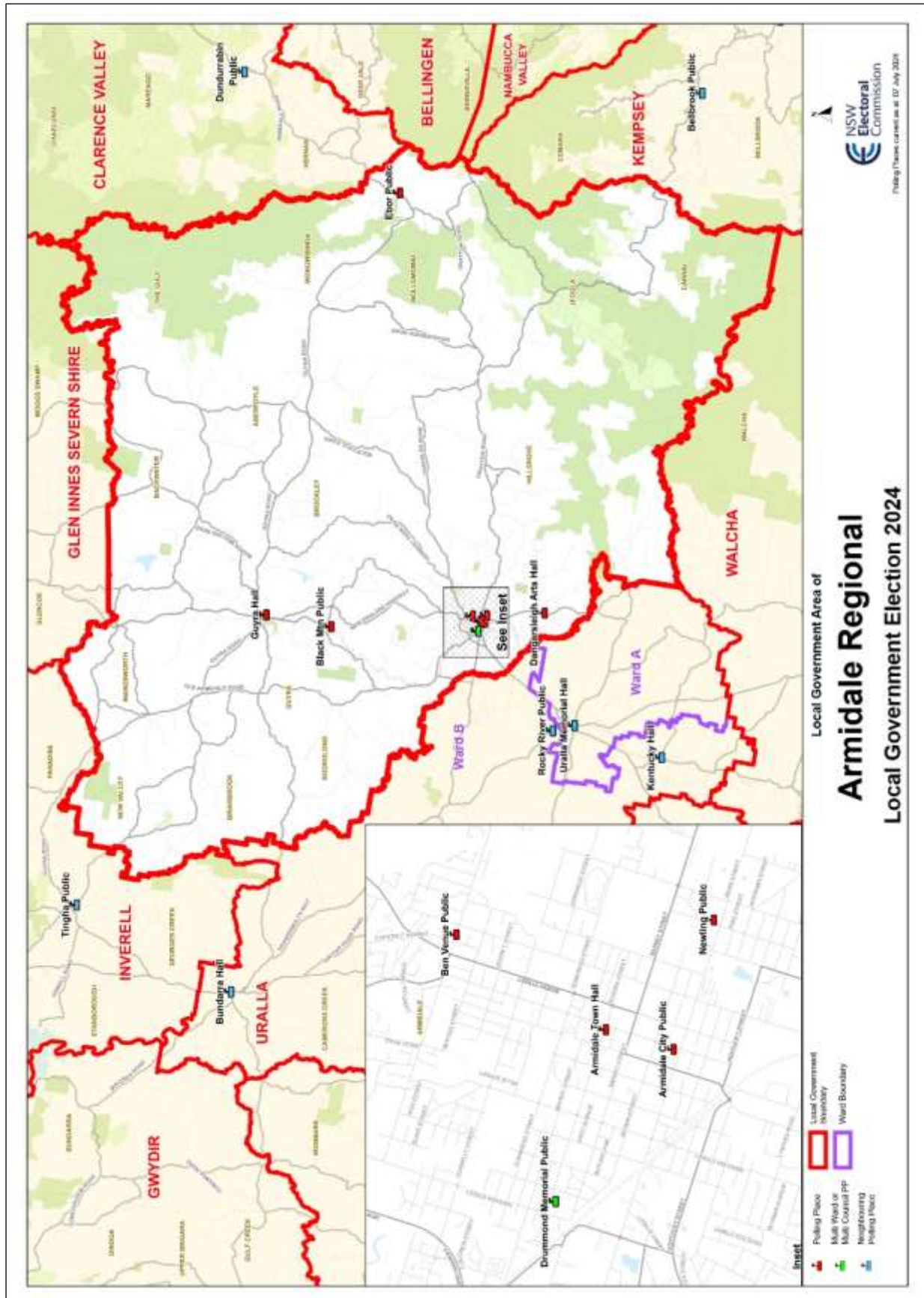
Number of election day polling places: 15

Number of declared institutions: 9

Returning Officer's office: 1/334 Wagga Road, Lavington NSW 2641

Public registers: View the registers of candidates, groups, third-party campaigners, parties, party agents, senior office holders, associated entities and official agents, third-party lobbyists, and non-prohibited donors for the 2024 NSW Local Government elections on the [NSW Electoral Commission's website](#).

Armidale Regional Council



Armidale election summary

Undivided council

Type of election conducted: Councillor (election of 9 councillors)

Council enrolment: 19,546 **Residential roll:** 19,545 **Non-residential roll:** 1

Apparent failure to vote notices issued: 2,347 (12% of the residential roll)

Councillor election

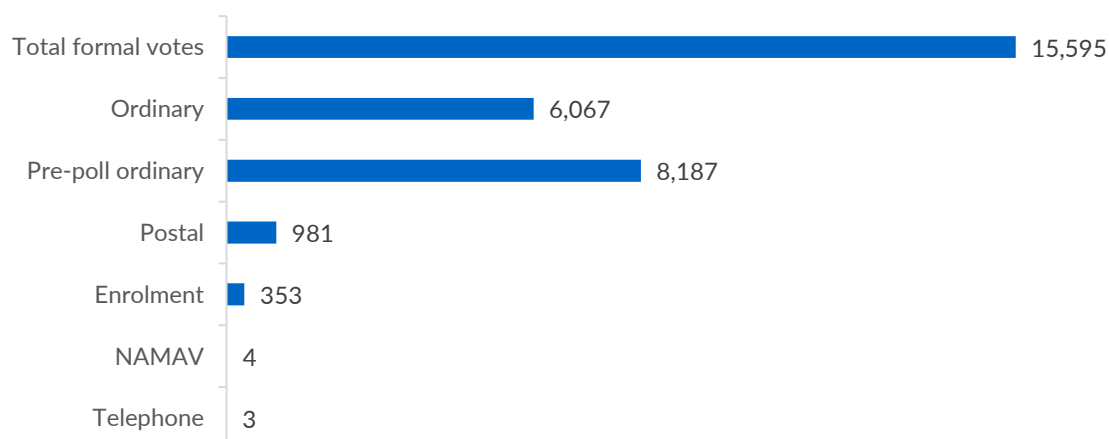
Councillor election total votes: 16,528 **Formal:** 15,595 **Informal:** 933 **Formality rate:** 94.4%

Participation rate: 85.5%

Elected councillors (alphabetical by surname)

Councillor name	Affiliation
COUPLAND Sam	Independent
ENDRES Kay	Independent
GADDES Paul	Independent
IMAD Eli	Independent
McMICHAEL Susan	Australian Labor Party (NSW Branch)
REDWOOD Todd	Independent
ROBINSON Dorothy	The Greens NSW
TABER Rob	Independent
WIDDERS Bradley	

Formal votes cast by vote type for the councillor election



Councillor candidate nominations (alphabetical by surname)

Name	Affiliation
BERRIMAN Andy	Independent
CAIRNS Gay (Alice)	The Greens NSW
CHAPMAN Caroline	Australian Labor Party (NSW Branch)
COUPLAND Sam	Independent
DAVIES Gayle	The Greens NSW
EDMONDS Janet	Independent
ENDRES Kay	Independent
FILLIOS Melanie	Independent
FITTLER Joshua	Independent
FLINT Brian	Independent
GADDES Paul	Independent
GALLETLY Jon	Independent
GAMAGE Siri	Independent
HEAGNEY Peter	Independent
HOOPER Jypsi	Independent
IMAD Eli	Independent
JACKSON Robert	Independent
LANGENBERG Yvonne	Australian Labor Party (NSW Branch)
LEDGER Natasha	Independent
LENEHAN Rob	Independent
MACTIER Jane	Independent
MORAN Kerry	Independent
McKENZIE Deni	Independent
McMICHAEL Susan	Australian Labor Party (NSW Branch)
NARAYANAMURTHY Madank	Independent
NEWBERRY Bruce	Independent
NEWBERRY Josephine	Independent
O'BRIEN Debra	Australian Labor Party (NSW Branch)
O'CONNOR Margaret	Independent
O'HARA Elizabeth	The Greens NSW
REDWOOD Todd	Independent

Name	Affiliation
RICHARDSON Rob	Independent
ROBINSON Dorothy	The Greens NSW
SCHMUDE Jane	Independent
SCHULTZ Pat	The Greens NSW
TABER Rob	Independent
WARD Lisa	Australian Labor Party (NSW Branch)
WIDDERS Bradley	
WILD Jenny	Independent

Candidate nominations rejected/withdrawn: 1 withdrawn

Election operations

Number of staff: 65

Number of pre-poll centres: 2

Number of election day polling places: 9

Number of declared institutions: 4

Returning Officer's office: 214 Beardy Street, Armidale NSW 2350

Public registers: View the registers of candidates, groups, third-party campaigners, parties, party agents, senior office holders, associated entities and official agents, third-party lobbyists, and non-prohibited donors for the 2024 NSW Local Government elections on the [NSW Electoral Commission's website](#).



Ballina election summary

Divided council: A Ward | B Ward | C Ward0

Type of election conducted: Councillor (election of 9 councillors, 3 from each ward) | Mayor

Council enrolment: 35,616 Residential roll: 35,616 Non-residential roll: 0

Apparent failure to vote notices issued: 5,300 (14.9% of the residential roll)

Councillor election

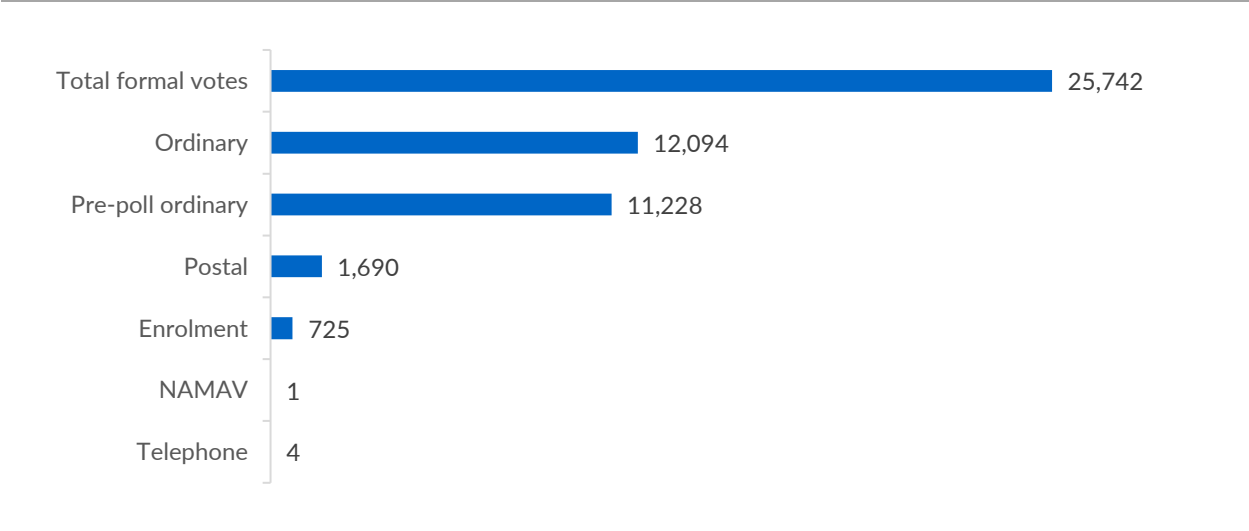
Councillor election total votes: 29,091 Formal: 25,742 Informal: 3,349 Formality rate: 88.5%
Participation rate: 82.5%

Formality and participation by ward: Ward: A Formality rate: 86.3% Participation rate: 82.4% | Ward: B
Formality rate: 91.7% Participation rate: 81.9% | Ward: C Formality rate: 87.4% Participation rate: 83.2%

Elected councillors (alphabetical by surname, by ward)

Ward	Councillor name	Affiliation
Ballina A Ward	KARSTEN Erin	The Greens NSW
Ballina A Ward	LOONE Damian	Independent
Ballina A Ward	MEEHAN Phil	Independent
Ballina B Ward	BAILEY Michelle	Independent
Ballina B Ward	DICKER Kiri	The Greens NSW
Ballina B Ward	RAMSEY Eva	Independent
Ballina C Ward	CHATE Simon	The Greens NSW
Ballina C Ward	CROLLICK Therese	Independent
Ballina C Ward	KINNY Simon	Independent

Formal votes cast by vote type for the councillor election



Councillor candidate nominations (alphabetical by surname, by ward)

Ward	Name	Affiliation
Ballina A Ward	KARSTEN Erin	The Greens NSW
Ballina A Ward	LOONE Damian	Independent
Ballina A Ward	LOUGHREY Kevin	Independent
Ballina A Ward	MARSHALL Maria	Australian Labor Party (NSW Branch)
Ballina A Ward	MEEHAN Phil	Independent
Ballina A Ward	McCARTHY Stephen	Independent
Ballina A Ward	OXLEY Kay	Independent
Ballina A Ward	PATERSON Mark	Independent
Ballina B Ward	BAILEY Michelle	Independent
Ballina B Ward	BERRY Tom	Independent
Ballina B Ward	BROADLEY Andrew	Australian Labor Party (NSW Branch)
Ballina B Ward	CADWALLADER Sharon	Independent
Ballina B Ward	DICKER Kiri	The Greens NSW
Ballina B Ward	RAMSEY Eva	Independent
Ballina B Ward	SHARKEY Alexander	The Greens NSW
Ballina C Ward	BARRETT Shona	Independent
Ballina C Ward	CHATE Simon	The Greens NSW
Ballina C Ward	COOK Lois	Independent
Ballina C Ward	CROLLICK Therese	Independent
Ballina C Ward	KINNY Simon	Independent

Candidate nominations rejected/withdrawn: 1 withdrawn (B Ward)

Mayoral election

Mayor election total votes: 29,126 Formal: 27,824 (95.5%) Informal: 1,302 (4.5%) Participation rate: 82.5%

Elected mayor: CADWALLADER Sharon, Independent

Mayoral candidate nominations (alphabetical by surname)

Name	Affiliation
BROADLEY Andrew	Australian Labor Party (NSW Branch)
CADWALLADER Sharon	Independent
DICKER Kiri	The Greens NSW
LOUGHREY Kevin	Independent

Name	Affiliation
MEEHAN Phil	Independent

Mayor nominations rejected/withdrawn: 1 withdrawn

Election operations

Number of staff: 115

Number of pre-poll centres: 2

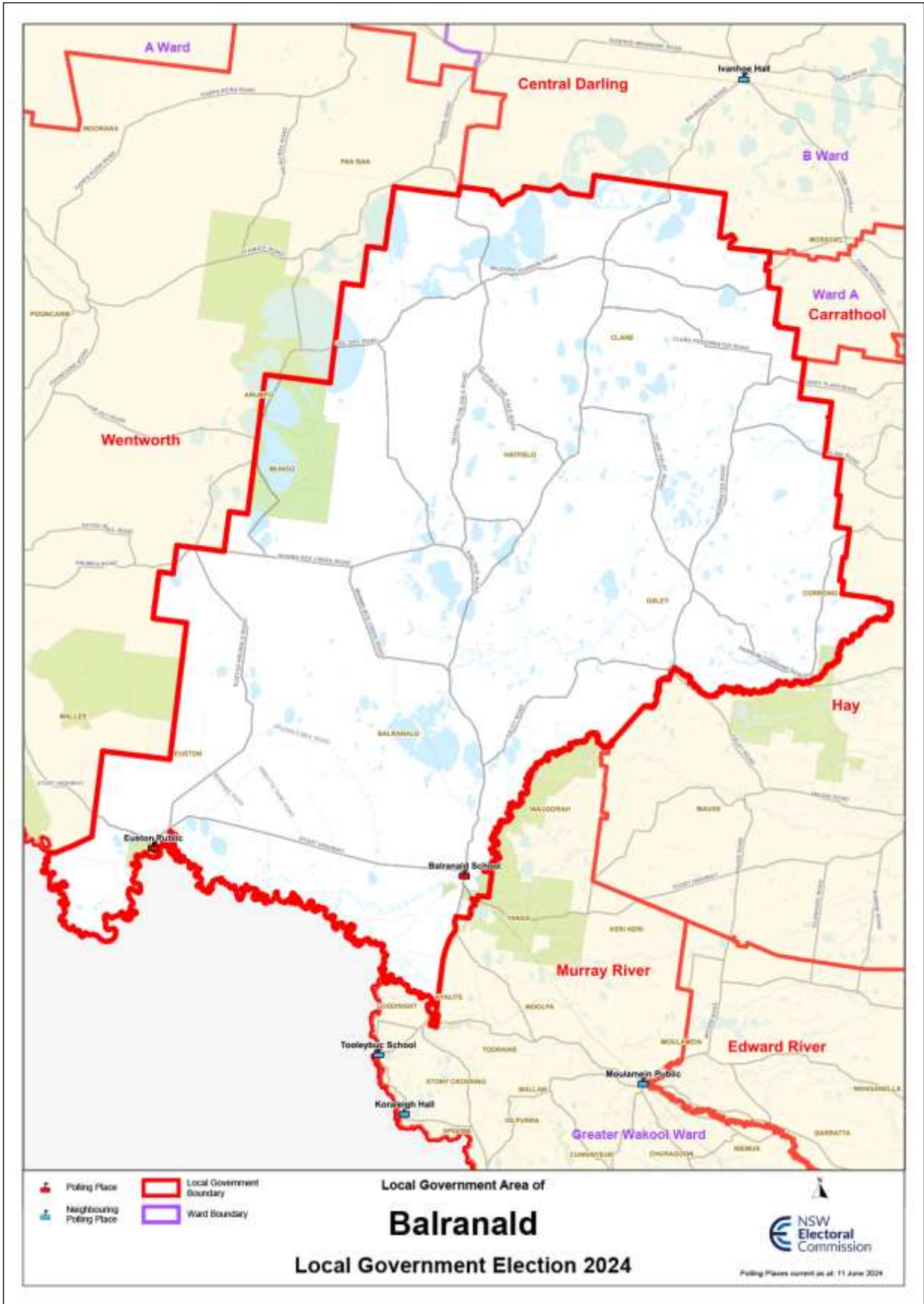
Number of election day polling places: 13

Number of declared institutions: 5

Returning Officer's office: 55 Dalley Street, Mullumbimby NSW 2482

Public registers: View the registers of candidates, groups, third-party campaigners, parties, party agents, senior office holders, associated entities and official agents, third-party lobbyists, and non-prohibited donors for the 2024 NSW Local Government elections on the [NSW Electoral Commission's website](#).

Balranald Shire Council



Balranald election summary

Undivided council

Type of election conducted: Councillor (election of 8 councillors)

Council enrolment: 1,377 **Residential roll:** 1,377 **Non-residential roll:** 0

Apparent failure to vote notices issued: 281 (20.4% of the residential roll)

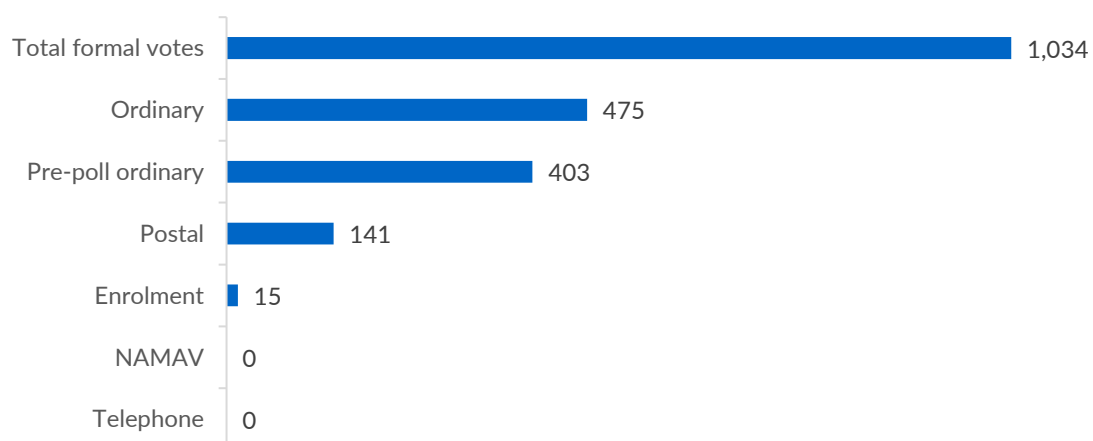
Councillor election

Councillor election total votes: 1,056 **Formal:** 1,034 **Informal:** 22 **Formality rate:** 97.9% **Participation rate:** 77.4%

Elected councillors (alphabetical by surname)

Councillor name	Affiliation
BYRON Leigh	Independent
LINDSAY FIELD Iain	Independent
LINNETT Alison	Independent
O'HALLORAN Tracy	Independent
PIPPIN Philip	Independent
SCOTT Dwaine	Independent
UGARTE German	Independent
ZAFFINA Luigi (Louie)	

Formal votes cast by vote type for the councillor election



Councillor candidate nominations (alphabetical by surname)

Name	Affiliation
BYRON Leigh	Independent
LINDSAY FIELD Iain	Independent
LINNETT Alison	Independent
MENGLER Ronald	Independent
MOSS Lynda	Independent
O'HALLORAN Tracy	Independent
PIPPIN Philip	Independent
RASMUS Morgan	Independent
RAYNER Brodie	Independent
SCOTT Dwaine	Independent
UGARTE German	Independent
WINCH Patricia	Independent
ZAFFINA Luigi (Louie)	

Candidate nominations rejected/withdrawn: 1 withdrawn

Election operations

Number of staff: 13

Number of pre-poll centres: 1

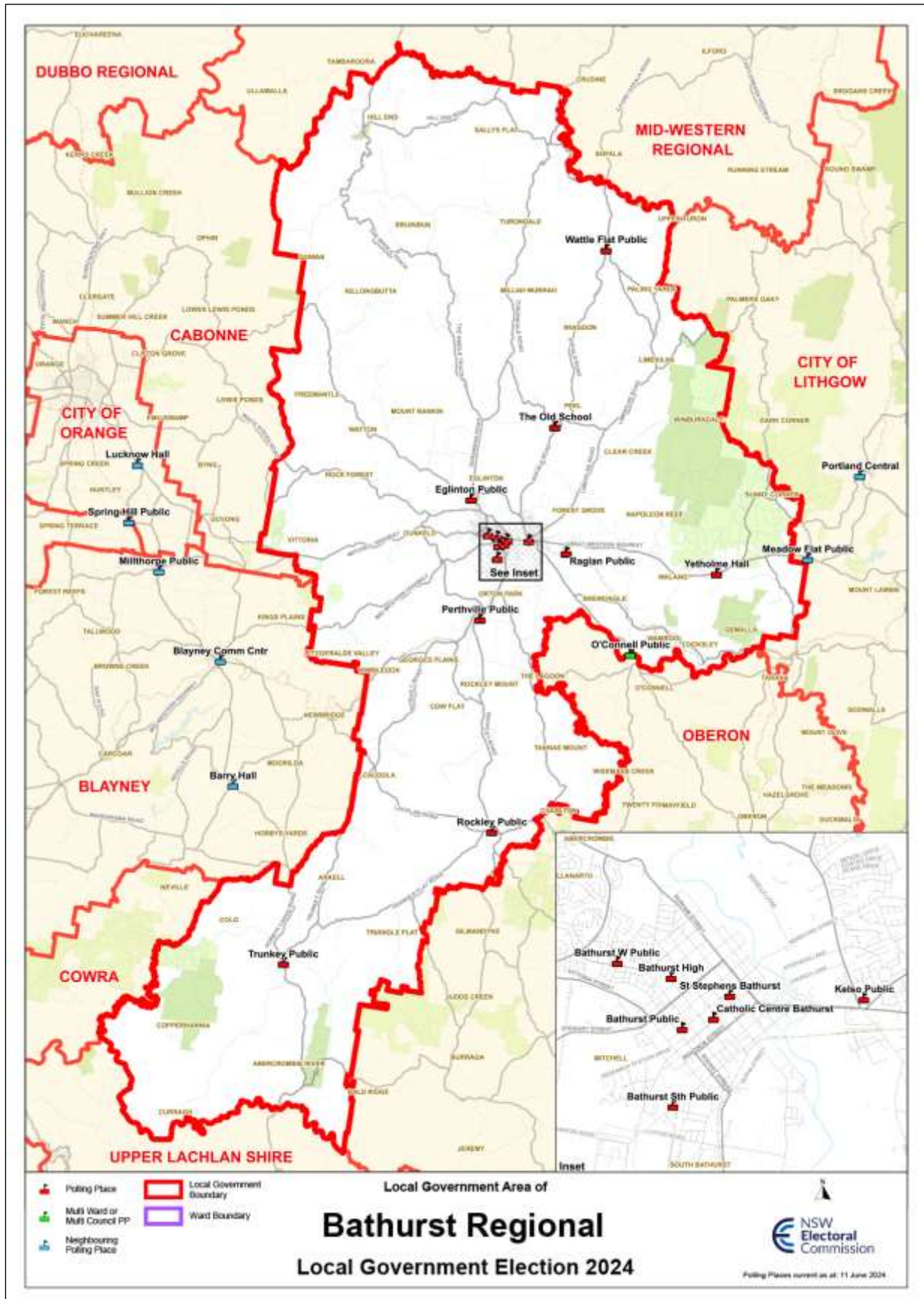
Number of election day polling places: 2

Number of declared institutions: 0

Returning Officer's office: 170 Cressy Street, Deniliquin NSW 2710

Public registers: View the registers of candidates, groups, third-party campaigners, parties, party agents, senior office holders, associated entities and official agents, third-party lobbyists, and non-prohibited donors for the 2024 NSW Local Government elections on the [NSW Electoral Commission's website](#).

Bathurst Regional Council



Bathurst election summary

Undivided council

Type of election conducted: Councillor (election of 9 councillors)

Council enrolment: 31,659 **Residential roll:** 31,654 **Non-residential roll:** 5

Apparent failure to vote notices issued: 3,143 (9.9% of the residential roll)

Councillor election

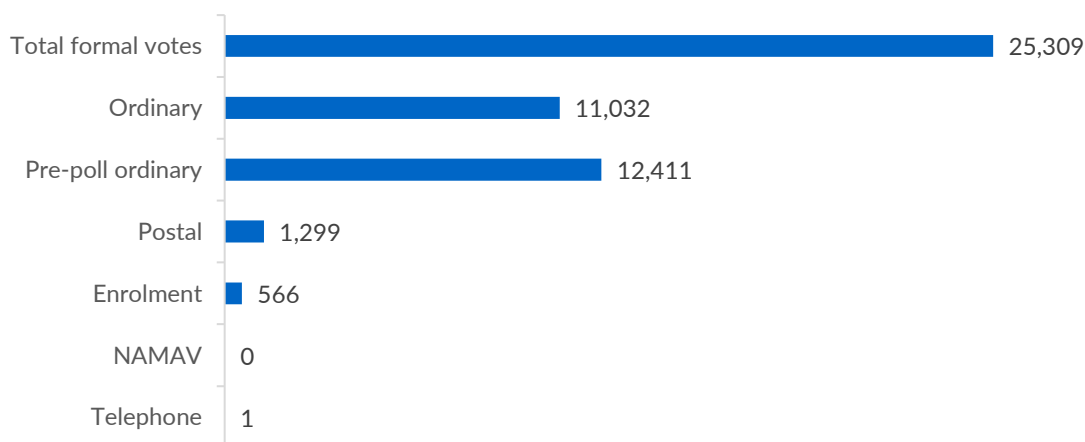
Councillor election total votes: 27,564 **Formal:** 25,309 **Informal:** 2,255 **Formality rate:** 91.8%

Participation rate: 87.6%

Elected councillors (alphabetical by surname)

Councillor name	Affiliation
AUBIN Warren	Independent
CRANSTON Natalie	Independent
FRY Ben	Independent
GULLIFER Tony	Independent
JENNINGS Jess	Independent
TAYLOR Robert (Stumpy)	
UNDERWOOD Jaclyn	Independent
WEST Elaine	The Greens NSW
WRIGHT Sophie	Independent

Formal votes cast by vote type for the councillor election



Councillor candidate nominations (alphabetical by surname)

Name	Affiliation
AUBIN Warren	Independent
BALCOMB Anne	Independent
BARRETT Elizabeth	The Greens NSW
BRACKEN Rowan	Independent
BURKE Kirralee	
CARLISLE Fiona	Independent
CONNORS James	
CRANSTON Natalie	Independent
CRISP Gordon	Independent
DRIVER Stuart	Independent
FAGAN Timothy	
FRY Ben	Independent
FRY Geoff	Independent
GRAF Pauline	Independent
GULLIFER Tony	Independent
HANCOCK Irene	Independent
HANGER Graeme	Independent
HARGANS Margaret	
HERBERT Timothy	Independent
HOST Lachlan	Independent
JACKSON Cath	The Greens NSW
JENNINGS Jess	Independent
KENNEDY Shona	Independent
KRAMER Julie	The Greens NSW
KWOK Juanita	Independent
LEWIS Larry	Independent
LUKE Steph	The Greens NSW
MATHIE Rebecca	
MUIR Jeffrey	Independent
McCAULL Warren	Independent
McCORMICK Michael	

Name	Affiliation
NANKERVIS Jasmyrn	Independent
NORTH Ian	Independent
O'HARA Liam	
OSBORNE Marilyn	Independent
PACKHAM Nick	Independent
PEARSON Ingrid	Independent
PEARSON Stuart	Independent
PRESS Gavin	Independent
QUINN Rob	Independent
RICHARDSON Kelly	
SEWELL Sharon	
SHERLOCK Andrew	Independent
SIMEONIDIS Luisa	Independent
TAYLOR Robert (Stumpy)	
THOMPSON Angus	Independent
TODOROVA Teodora	Independent
UNDERWOOD Jaclyn	Independent
WEST Elaine	The Greens NSW
WRIGHT Sophie	Independent
YATES Beau	Independent

Election operations

Number of staff: 133

Number of pre-poll centres: 3

Number of election day polling places: 17

Number of declared institutions: 5

Returning Officer's office: Units 6-7, 11 & 22-24, 1 Wark Parade, Windradyne NSW 2795

Public registers: View the registers of candidates, groups, third-party campaigners, parties, party agents, senior office holders, associated entities and official agents, third-party lobbyists, and non-prohibited donors for the 2024 NSW Local Government elections on the [NSW Electoral Commission's website](#).



Bayside election summary

Divided council: Bayside Ward 1 | Bayside Ward 2 | Bayside Ward 3 | Bayside Ward 4 | Bayside Ward 5

Type of election conducted: Councillor (election of 15 councillors, 3 from each ward)

Council enrolment: 106,353 **Residential roll:** 106,342 **Non-residential roll:** 11

Apparent failure to vote notices issued: 13,648 (12.8% of the residential roll)

Councillor election

Councillor election total votes: 87,702 **Formal:** 81,233 **Informal:** 6,469 **Formality rate:** 92.6%

Participation rate: 83.8%

Formality and participation by ward: Ward: 1 **Formality rate:** 93.8% **Participation rate:** 82.9%

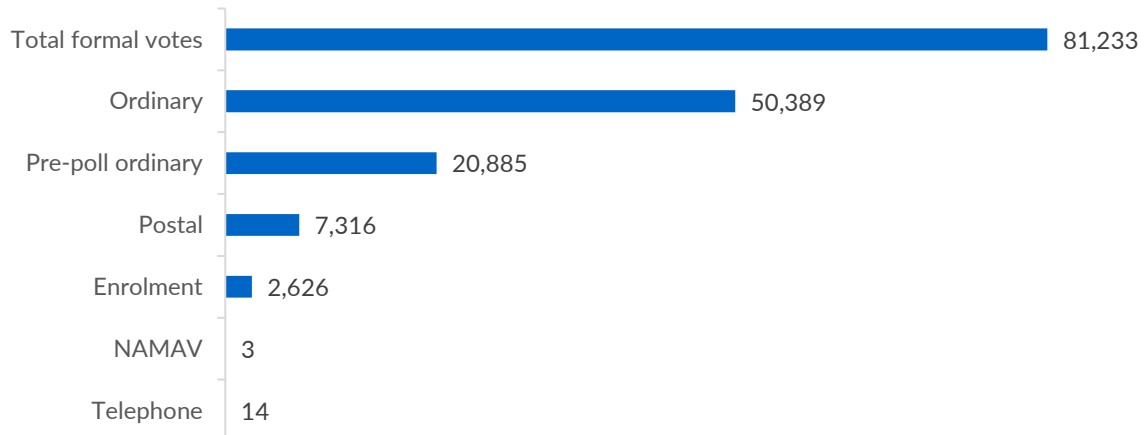
Ward: 2 Formality rate: 93.7% **Participation rate:** 79.9% | **Ward: 3 Formality rate:** 91.2% **Participation rate:** 85.4%

Ward: 4 Formality rate: 92.3% **Participation rate:** 87.1% | **Ward: 5 Formality rate:** 92.2% **Participation rate:** 83.5%

Elected councillors (alphabetical by surname, by ward)

Ward	Councillor name	Affiliation
Bayside Ward 1	BEZIC Ron	The Liberal Party Of Australia, New South Wales Division
Bayside Ward 1	CURRY Christina	Australian Labor Party (NSW Branch)
Bayside Ward 1	MORRISSEY Scott	Australian Labor Party (NSW Branch)
Bayside Ward 2	BOUTELET Jerome	The Liberal Party Of Australia, New South Wales Division
Bayside Ward 2	KASSIM Soraya	Australian Labor Party (NSW Branch)
Bayside Ward 2	STRONG Peter	The Greens NSW
Bayside Ward 3	BREDEHOEFT Janin	Peaceful Bayside
Bayside Ward 3	NAGI Michael	The Liberal Party Of Australia, New South Wales Division
Bayside Ward 3	SARAVINOVSKI Christopher	Australian Labor Party (NSW Branch)
Bayside Ward 4	AWADA Joe	Australian Labor Party (NSW Branch)
Bayside Ward 4	BARLOW Liz	Independent
Bayside Ward 4	DOUSKOU Fiona	The Liberal Party Of Australia, New South Wales Division
Bayside Ward 5	DOUGLAS Heidi Lee	Peaceful Bayside
Bayside Ward 5	MCDUGALL Edward	Australian Labor Party (NSW Branch)
Bayside Ward 5	POULOS Vicki	The Liberal Party Of Australia, New South Wales Division

Formal votes cast by vote type for the councillor election



Councillor candidate nominations (alphabetical by surname, by ward)

Ward	Name	Affiliation
Bayside Ward 1	BEZIC Ron	The Liberal Party Of Australia, New South Wales Division
Bayside Ward 1	BOUTELET Stefanie	The Liberal Party Of Australia, New South Wales Division
Bayside Ward 1	CARRABS Frances	Independent
Bayside Ward 1	CARRABS Vinny	Independent
Bayside Ward 1	CURRY Christina	Australian Labor Party (NSW Branch)
Bayside Ward 1	D'AMATO David	The Liberal Party Of Australia, New South Wales Division
Bayside Ward 1	JANSYN Jo	Australian Labor Party (NSW Branch)
Bayside Ward 1	KATZEFF Michele	Peaceful Bayside
Bayside Ward 1	MACDONALD James	The Greens NSW
Bayside Ward 1	MONAHAS Sarah	Independent
Bayside Ward 1	MORRISSEY Scott	Australian Labor Party (NSW Branch)
Bayside Ward 1	MUSCAT Jennifer	Independent
Bayside Ward 1	MUSCAT John	Independent
Bayside Ward 1	POLYBLANK Vivian	Peaceful Bayside
Bayside Ward 1	POULOS Maria	Peaceful Bayside
Bayside Ward 1	RICHARDS Maria (Miles)	The Greens NSW
Bayside Ward 1	SALEH Dakhilallah	Independent
Bayside Ward 1	WEBER Jurgen	The Greens NSW
Bayside Ward 2	ARAUJO John	Independent
Bayside Ward 2	BOUTELET Jerome	The Liberal Party Of Australia, New South Wales Division
Bayside Ward 2	CLUNIE Sarah	The Greens NSW

Ward	Name	Affiliation
Bayside Ward 2	ESDAILE-WATTS Ted	Australian Labor Party (NSW Branch)
Bayside Ward 2	HOLLINK Olympia	Independent
Bayside Ward 2	IVANOVSKI Gordon	Peaceful Bayside
Bayside Ward 2	JAAFAR Ali	The Liberal Party Of Australia, New South Wales Division
Bayside Ward 2	KASSIM Soraya	Australian Labor Party (NSW Branch)
Bayside Ward 2	LEVINSON David	Peaceful Bayside
Bayside Ward 2	MICKOVSKA Vera	The Liberal Party Of Australia, New South Wales Division
Bayside Ward 2	RAMOS Glen	Independent
Bayside Ward 2	RAPISARDI Dorothy	Australian Labor Party (NSW Branch)
Bayside Ward 2	RICKARD Scott	The Greens NSW
Bayside Ward 2	STRONG Peter	The Greens NSW
Bayside Ward 2	WENZEL Carolin	Peaceful Bayside
Bayside Ward 3	ABOU HAMAD Denise	The Greens NSW
Bayside Ward 3	BREDEHOEFT Janin	Peaceful Bayside
Bayside Ward 3	DYET Trevor	Independent
Bayside Ward 3	FIELD Anne	Independent
Bayside Ward 3	HOBALLAH Sam	Independent
Bayside Ward 3	ISKANDAR Anne	Australian Labor Party (NSW Branch)
Bayside Ward 3	ISTAMBOULI Dima	Independent
Bayside Ward 3	JOSIFOVSKI Kristian	Australian Labor Party (NSW Branch)
Bayside Ward 3	KELLY Catherine	Peaceful Bayside
Bayside Ward 3	KHALIL Ismael	Independent
Bayside Ward 3	LOWE Virginia	Peaceful Bayside
Bayside Ward 3	MICKOVSKI Todor	The Liberal Party Of Australia, New South Wales Division
Bayside Ward 3	NAGI Michael	The Liberal Party Of Australia, New South Wales Division
Bayside Ward 3	ROZARIO Mintu	Independent
Bayside Ward 3	SARAVINOVSKI Christopher	Australian Labor Party (NSW Branch)
Bayside Ward 3	TSOUNIS Andrew	Independent
Bayside Ward 3	WERNER Greta	The Greens NSW
Bayside Ward 3	XU Keer	The Liberal Party Of Australia, New South Wales Division
Bayside Ward 3	YUEN Tracy	The Greens NSW
Bayside Ward 4	ABDALLAH Rami	The Liberal Party Of Australia, New South Wales Division
Bayside Ward 4	AWADA Joe	Australian Labor Party (NSW Branch)

Ward	Name	Affiliation
Bayside Ward 4	BARLOW Liz	Independent
Bayside Ward 4	BEZIC Vinko	The Liberal Party Of Australia, New South Wales Division
Bayside Ward 4	COOPER Alexander	Peaceful Bayside
Bayside Ward 4	DOUSKOU Fiona	The Liberal Party Of Australia, New South Wales Division
Bayside Ward 4	FARHAT Aida	Australian Labor Party (NSW Branch)
Bayside Ward 4	GALVIN Dominic	Peaceful Bayside
Bayside Ward 4	GORDON-WERNER Elizabeth	The Greens NSW
Bayside Ward 4	HANNA Mark	Independent
Bayside Ward 4	KELLY Stephen	The Greens NSW
Bayside Ward 4	MACDONALD James	Independent
Bayside Ward 4	SAWALHA Bashir	The Greens NSW
Bayside Ward 4	SHI Yanning	Australian Labor Party (NSW Branch)
Bayside Ward 4	WORKMAN Tina	Peaceful Bayside
Bayside Ward 5	ABDALLAH Nada	The Liberal Party Of Australia, New South Wales Division
Bayside Ward 5	AJAMI Allan	Australian Labor Party (NSW Branch)
Bayside Ward 5	ANGELOVSKI Jacky	Independent
Bayside Ward 5	BEHARDIEN Faikah	The Greens NSW
Bayside Ward 5	BURGER Boyd	The Greens NSW
Bayside Ward 5	DOUGLAS Heidi Lee	Peaceful Bayside
Bayside Ward 5	JAAFAR Ibtissam	The Liberal Party Of Australia, New South Wales Division
Bayside Ward 5	JACKSON Andrea	Peaceful Bayside
Bayside Ward 5	MCDUGALL Edward	Australian Labor Party (NSW Branch)
Bayside Ward 5	PELIZAR Jennifer	Peaceful Bayside
Bayside Ward 5	POULOS Vicki	The Liberal Party Of Australia, New South Wales Division
Bayside Ward 5	RAPTIS Amelia	Australian Labor Party (NSW Branch)
Bayside Ward 5	WADE Paul	The Greens NSW

Election operations

Number of staff: 391

Number of pre-poll centres: 5

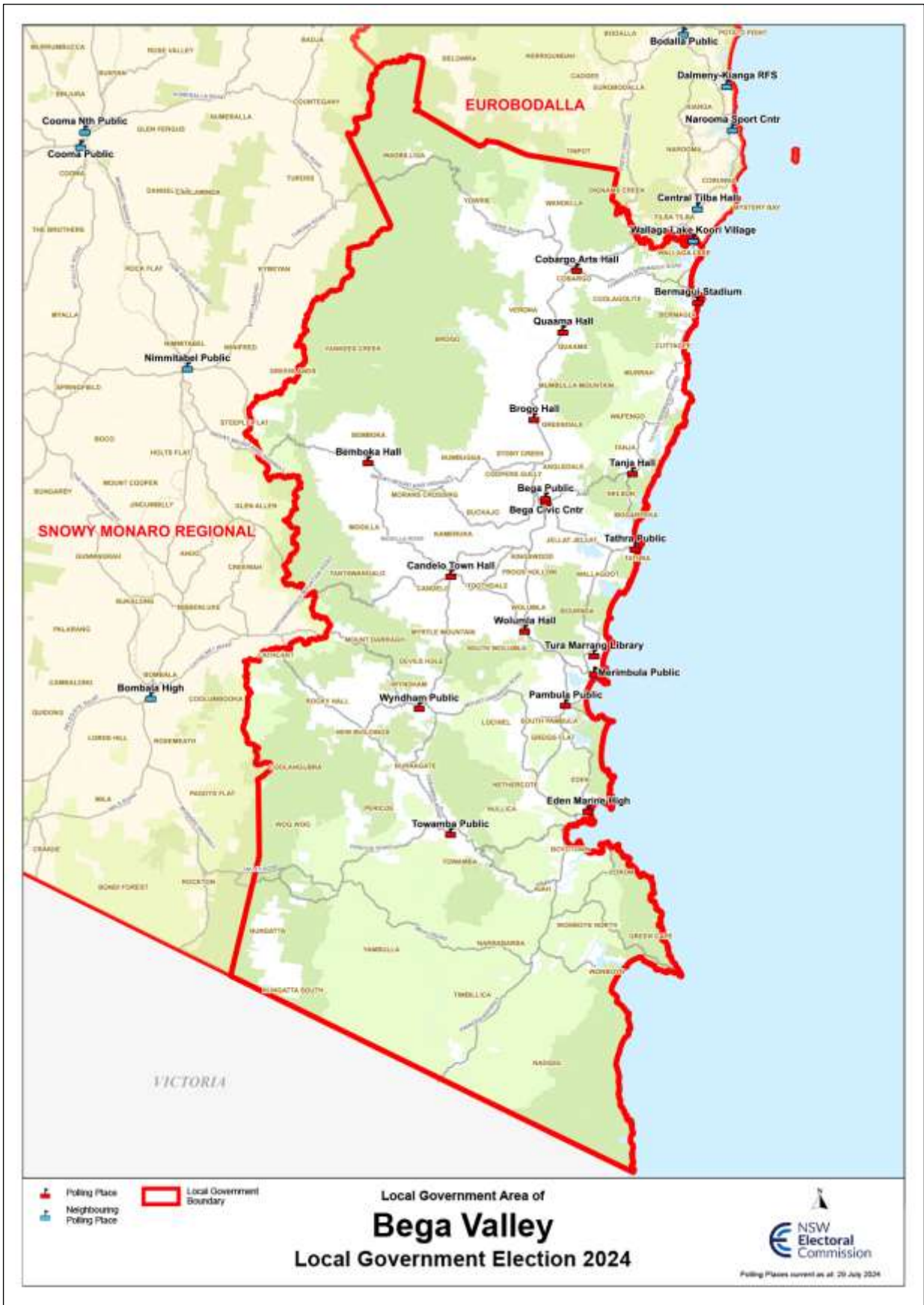
Number of election day polling places: 44

Number of declared institutions: 7

Returning Officer's office: 1423 Botany Road , Botany NSW 2019

Public registers: View the registers of candidates, groups, third-party campaigners, parties, party agents, senior office holders, associated entities and official agents, third-party lobbyists, and non-prohibited donors for the 2024 NSW Local Government elections on the [NSW Electoral Commission's website](#).

Bega Valley Shire Council



Bega Valley election summary

Undivided council

Type of election conducted: Councillor (election of 8 councillors) | Mayor

Council enrolment: 27,523 Residential roll: 27,496 Non-residential roll: 27

Apparent failure to vote notices issued: 3,378 (12.3% of the residential roll)

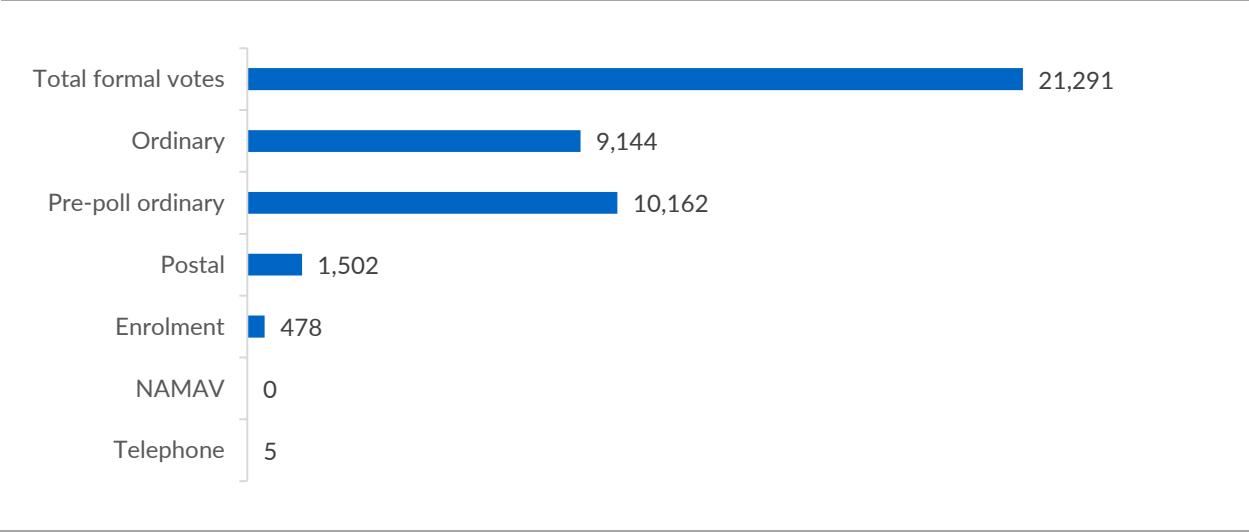
Councillor election

Councillor election total votes: 23,429 Formal: 21,291 Informal: 2,138 Formality rate: 90.9%
Participation rate: 86.2%

Elected councillors (alphabetical by surname)

Councillor name	Affiliation
ALLEN Tony	Independent
DALY Simon	Australian Labor Party (NSW Branch)
HAGGAR Peter	The Greens NSW
MUDALIAR Clair	Independent
NADIN Mitchell	Independent
NOBLE Peggy	Independent
O'NEIL Helen	Australian Labor Party (NSW Branch)
PORTER David	Independent

Formal votes cast by vote type for the councillor election



Councillor candidate nominations (alphabetical by surname)

Name	Affiliation
ALLEN Tony	Independent
COLLINS Nicola	Australian Labor Party (NSW Branch)
DALY Simon	Australian Labor Party (NSW Branch)
DUMMETT Phillip	Independent
ENEBERG Morgan	Independent
FITZPATRICK Russell	Independent
GOWARD Emma	The Greens NSW
HAGGAR Peter	The Greens NSW
HARRIS Vivian	The Greens NSW
HETHERINGTON Jason	Independent
MUDALIAR Clair	Independent
MUNRO Liane	The Greens NSW
NADIN Mitchell	Independent
NEYLE David	Australian Labor Party (NSW Branch)
NOBLE Peggy	Independent
O'NEIL Helen	Australian Labor Party (NSW Branch)
PORTER David	Independent
SHAW Jamie	The Greens NSW

Mayoral election

Mayor election total votes: 23,437 **Formal:** 22,415 (95.6%) **Informal:** 1,022 (4.4%) **Participation rate:** 86.2%

Elected mayor: FITZPATRICK Russell, Independent

Mayoral candidate nominations (alphabetical by surname)

Name	Affiliation
ALLEN Tony	Independent
FITZPATRICK Russell	Independent
HAGGAR Peter	The Greens NSW
NADIN Mitchell	Independent
O'NEIL Helen	Australian Labor Party (NSW Branch)
PORTER David	Independent

Election operations

Number of staff: 126

Number of pre-poll centres: 4

Number of election day polling places: 17

Number of declared institutions: 4

Returning Officer's office: Office Suite 5, 106 Auckland Street, Bega NSW 2550

Public registers: View the registers of candidates, groups, third-party campaigners, parties, party agents, senior office holders, associated entities and official agents, third-party lobbyists, and non-prohibited donors for the 2024 NSW Local Government elections on the [NSW Electoral Commission's website](#).



Bellingen election summary

Undivided council

Type of election conducted: Councillor (election of 6 councillors) | Mayor

Council enrolment: 10,427 **Residential roll:** 10,427 **Non-residential roll:** 0

Apparent failure to vote notices issued: 1,489 (14.3% of the residential roll)

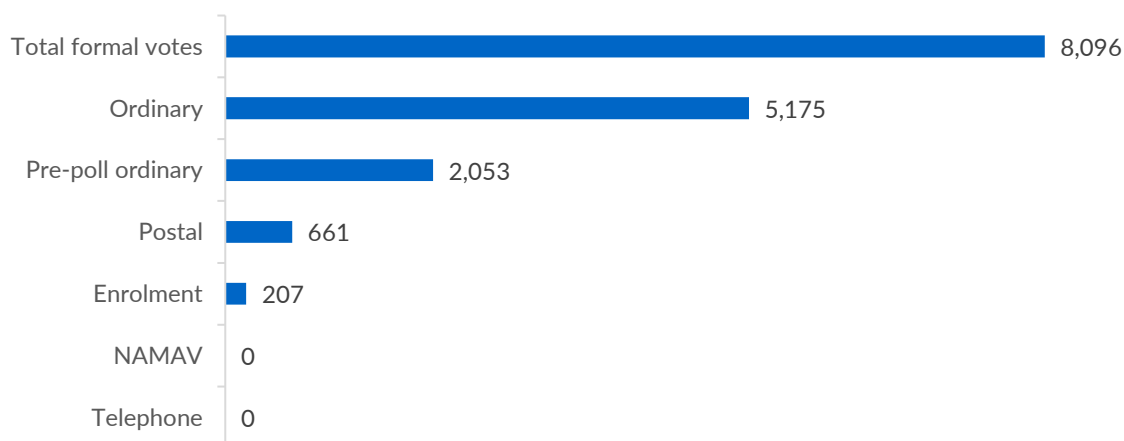
Councillor election

Councillor election total votes: 8,500 **Formal:** 8,096 **Informal:** 404 **Formality rate:** 95.2% **Participation rate:** 82.6%

Elected councillors (alphabetical by surname)

Councillor name	Affiliation
BROTHERTON Joanne	Independent
FENTON Jennie	The Greens NSW
KING Dominic	The Greens NSW
O'KEEFFE Andrew	
SHEPHARD Graeme	
TREE Eleanor	

Formal votes cast by vote type for the councillor election



Councillor candidate nominations (alphabetical by surname)

Name	Affiliation
ALLAN Steve	
BROTHERTON Joanne	Independent
COOK Joanne	Independent

Name	Affiliation
COOMBER Linda	Independent
FENTON Jennie	The Greens NSW
FIREFLY Wendy	The Greens NSW
GLYDE Stephen	
HEELEY Alison	The Greens NSW
KING Dominic	The Greens NSW
MCGUIRE Cathryn	
O'KEEFE Andrew	
RYAN Stephen	Independent
SHEPHARD Graeme	
TREE Eleanor	

Mayoral election

Mayor election total votes: 8,496 **Formal:** 8,189 (96.4%) **Informal:** 307 (3.6%) **Participation rate:** 82.6%

Elected mayor: ALLAN Steve, Independent

Mayoral candidate nominations (alphabetical by surname)

Name	Affiliation
ALLAN Steve	Independent
KING Dominic	The Greens NSW

Election operations

Number of staff: 57

Number of pre-poll centres: 1

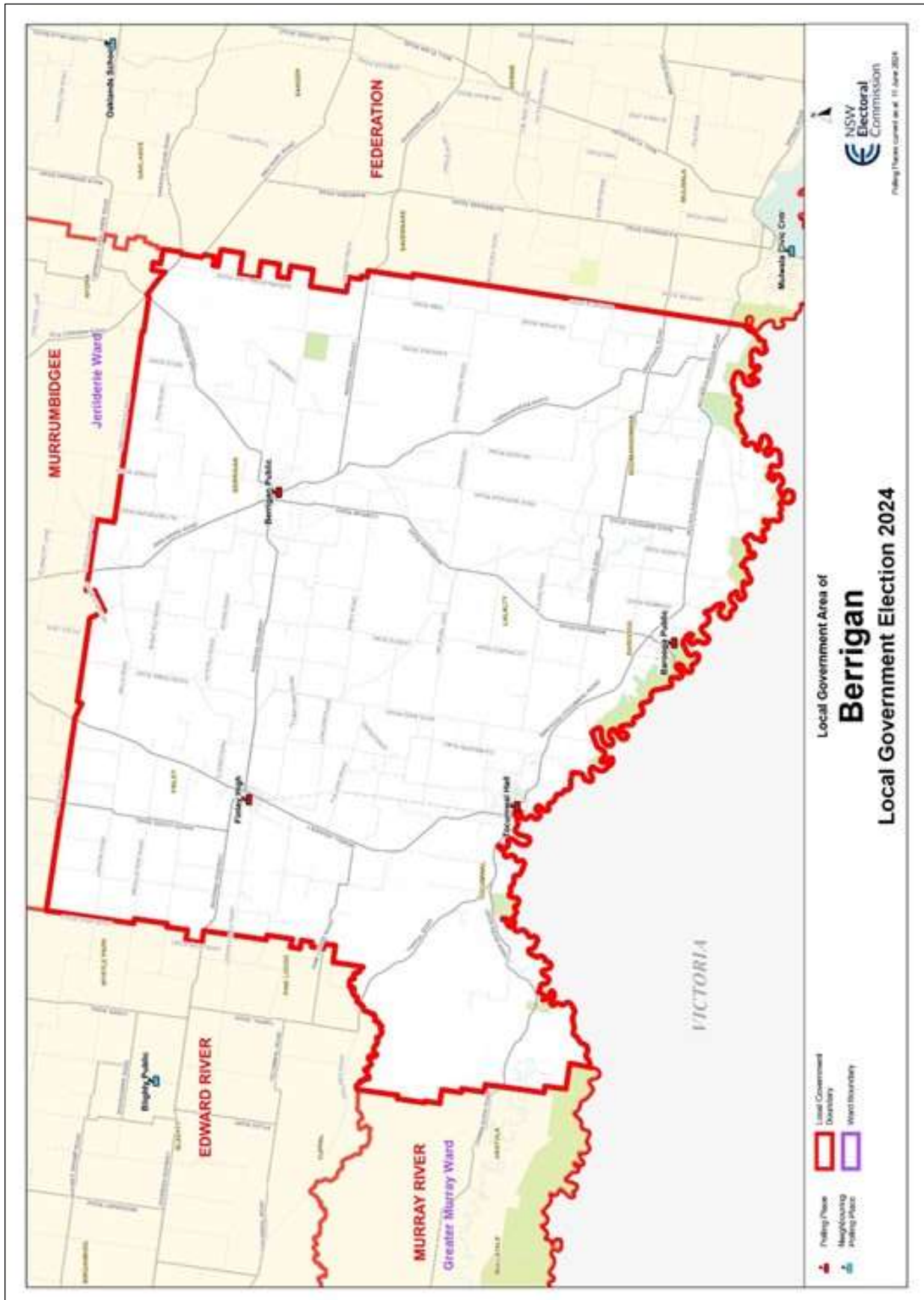
Number of election day polling places: 7

Number of declared institutions: 3

Returning Officer's office: 39 Princess Street, Macksville NSW 2447

Public registers: View the registers of candidates, groups, third-party campaigners, parties, party agents, senior office holders, associated entities and official agents, third-party lobbyists, and non-prohibited donors for the 2024 NSW Local Government elections on the [NSW Electoral Commission's website](#).

Berrigan Shire Council



Berrigan election summary

Undivided council

Type of election: Councillor (election of 8 councillors)

Councillor election

For the Berrigan Shire Council election, at the close of nominations, seven (7) candidate nominations were accepted for eight (8) councillor positions. The election was uncontested and there was no need for electors to vote. The seven (7) candidates were declared elected on Saturday, 14 September 2024.

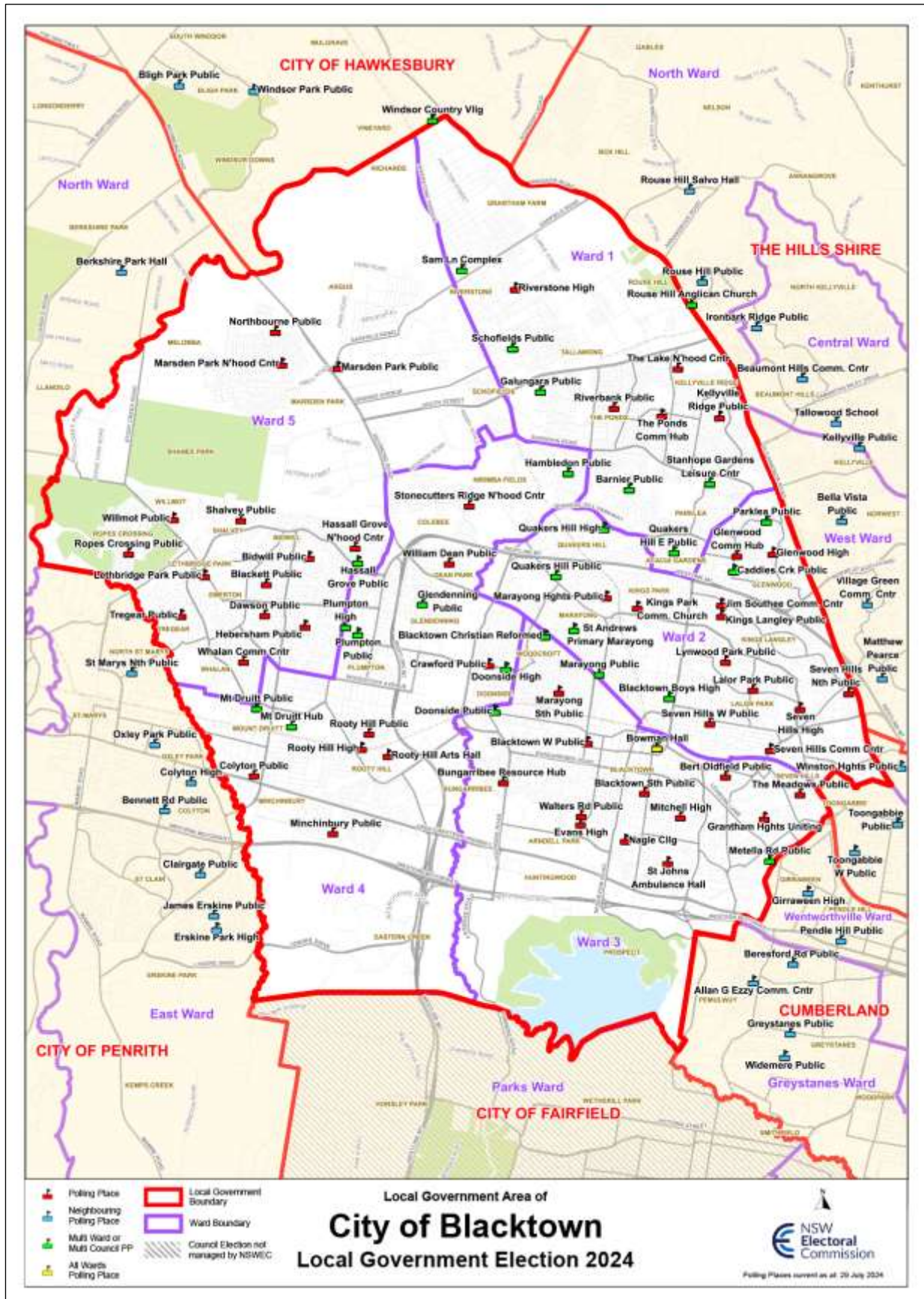
A by-election was scheduled for Saturday, 23 November 2024 to fill the remaining one (1) vacancy. The results of that by-election are available on the [NSW Electoral Commission's website](#).

Elected councillors (alphabetical by surname)

Councillor name	Affiliation
BROOKER Renee	
CORNWELL MCKEAN Julia	
HANNAN Matthew	
HEALY Catherine	
NGATOKOA Katie	Independent
PAINE Renee	Independent
STRINGER John	Independent

Public registers: View the registers of candidates, groups, third-party campaigners, parties, party agents, senior office holders, associated entities and official agents, third-party lobbyists, and non-prohibited donors for the 2024 NSW Local Government elections on the [NSW Electoral Commission's website](#).

Blacktown City Council



Blacktown election summary

Divided council: Ward 1 | Ward 2 | Ward 3 | Ward 4 | Ward 5

Type of election conducted: Councillor (election of 15 councillors, 3 from each ward)

Council enrolment: 256,596 **Residential roll:** 256,586 **Non-residential roll:** 10

Apparent failure to vote notices issued: 33,506 (13.1% of the residential roll)

Councillor election

Councillor election total votes: 217,481 **Formal:** 204,513 **Informal:** 12,968 **Formality rate:** 94%

Participation rate: 85.8%

Formality and participation by ward: Ward: 1 **Formality rate:** 95.1% **Participation rate:** 88.8%

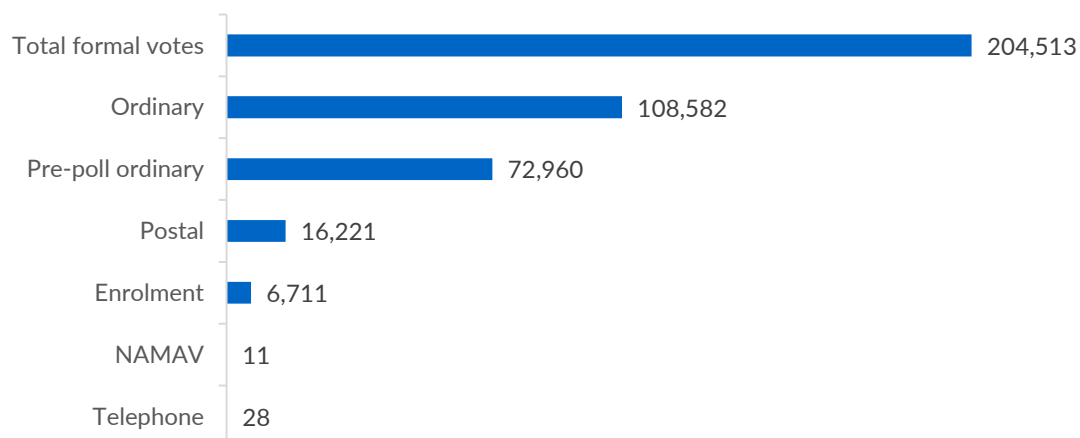
Ward: 2 Formality rate: 94.6% **Participation rate:** 87.0% | **Ward: 3 Formality rate:** 94.3% **Participation rate:** 85.0%

Ward: 4 Formality rate: 93.1% **Participation rate:** 85.5% | **Ward: 5 Formality rate:** 92.9% **Participation rate:** 82.5%

Elected councillors (alphabetical by surname, by ward)

Ward	Councillor name	Affiliation
Blacktown Ward 1	DIAZ Jess	The Liberal Party Of Australia, New South Wales Division
Blacktown Ward 1	GREEN Allan	The Liberal Party Of Australia, New South Wales Division
Blacktown Ward 1	SINGH Moninderjit	Australian Labor Party (NSW Branch)
Blacktown Ward 2	ATKINS Damien	The Greens NSW
Blacktown Ward 2	GRIFFITHS Julie	Australian Labor Party (NSW Branch)
Blacktown Ward 2	KUMAR Mohit	The Liberal Party Of Australia, New South Wales Division
Blacktown Ward 3	BENJAMIN Susai	Australian Labor Party (NSW Branch)
Blacktown Ward 3	ISRAEL Carol	Australian Labor Party (NSW Branch)
Blacktown Ward 3	PATHI Pradeep	The Liberal Party Of Australia, New South Wales Division
Blacktown Ward 4	CAMILLERI Peter	The Liberal Party Of Australia, New South Wales Division
Blacktown Ward 4	DEL VILLAR Dorothy	Australian Labor Party (NSW Branch)
Blacktown Ward 4	FITZGERALD Bob	Australian Labor Party (NSW Branch)
Blacktown Ward 5	AMITUANAI Talia	Australian Labor Party (NSW Branch)
Blacktown Ward 5	BUNTING Brad	Australian Labor Party (NSW Branch)
Blacktown Ward 5	SINGH Jugandeep	The Liberal Party Of Australia, New South Wales Division

Formal votes cast by vote type for the councillor election



Councillor candidate nominations (alphabetical by surname, by ward)

Ward	Name	Affiliation
Blacktown Ward 1	COLBORNE Parker	The Greens NSW
Blacktown Ward 1	DIAZ Jess	The Liberal Party Of Australia, New South Wales Division
Blacktown Ward 1	GREEN Allan	The Liberal Party Of Australia, New South Wales Division
Blacktown Ward 1	HEDI Jordan	Australian Labor Party (NSW Branch)
Blacktown Ward 1	RAJASEKARAN Kayal	The Greens NSW
Blacktown Ward 1	RAWAL Rahul	The Liberal Party Of Australia, New South Wales Division
Blacktown Ward 1	RENTALA Ahalya	Australian Labor Party (NSW Branch)
Blacktown Ward 1	SINGH Moninderjit	Australian Labor Party (NSW Branch)
Blacktown Ward 1	SINGH Shabir	The Greens NSW
Blacktown Ward 2	ATKINS Damien	The Greens NSW
Blacktown Ward 2	GRIFFITHS Julie	Australian Labor Party (NSW Branch)
Blacktown Ward 2	KAUR Kushpinder	Australian Labor Party (NSW Branch)
Blacktown Ward 2	KUMAR Mohit	The Liberal Party Of Australia, New South Wales Division
Blacktown Ward 2	MIDDLETON Cara	The Liberal Party Of Australia, New South Wales Division
Blacktown Ward 2	MILNE Damian	The Liberal Party Of Australia, New South Wales Division
Blacktown Ward 2	SUBRAMANIAN Palaniappan	The Greens NSW
Blacktown Ward 2	TALL Hannah	The Greens NSW
Blacktown Ward 2	WILLIS Emma	Australian Labor Party (NSW Branch)
Blacktown Ward 3	AKKARI Ingrid	Animal Justice Party
Blacktown Ward 3	BENJAMIN Susai	Australian Labor Party (NSW Branch)

Ward	Name	Affiliation
Blacktown Ward 3	BEST Rigel	Animal Justice Party
Blacktown Ward 3	CREWS Jacob	The Liberal Party Of Australia, New South Wales Division
Blacktown Ward 3	ISRAEL Carol	Australian Labor Party (NSW Branch)
Blacktown Ward 3	KERIN Emma	Animal Justice Party
Blacktown Ward 3	MAHONY Caitlin	Australian Labor Party (NSW Branch)
Blacktown Ward 3	MCDONALD Richard	The Liberal Party Of Australia, New South Wales Division
Blacktown Ward 3	PATHI Pradeep	The Liberal Party Of Australia, New South Wales Division
Blacktown Ward 4	CAMILLERI Peter	The Liberal Party Of Australia, New South Wales Division
Blacktown Ward 4	DEL VILLAR Dorothy	Australian Labor Party (NSW Branch)
Blacktown Ward 4	FITZGERALD Bob	Australian Labor Party (NSW Branch)
Blacktown Ward 4	HANIFI Maywand	
Blacktown Ward 4	MULLARD Cassandra	The Liberal Party Of Australia, New South Wales Division
Blacktown Ward 4	SANTOS Fiel	The Liberal Party Of Australia, New South Wales Division
Blacktown Ward 4	SHAMS Shoaib	Australian Labor Party (NSW Branch)
Blacktown Ward 5	AMITUANAI Talia	Australian Labor Party (NSW Branch)
Blacktown Ward 5	BUNTING Brad	Australian Labor Party (NSW Branch)
Blacktown Ward 5	DUGGAL Neeraj	Australian Labor Party (NSW Branch)
Blacktown Ward 5	HOBBS Len	The Greens NSW
Blacktown Ward 5	NASIR Waqar	The Liberal Party Of Australia, New South Wales Division
Blacktown Ward 5	PATEL Jigishaben	The Liberal Party Of Australia, New South Wales Division
Blacktown Ward 5	RAHMAN Arif	The Greens NSW
Blacktown Ward 5	SINGH Jugandeeep	The Liberal Party Of Australia, New South Wales Division
Blacktown Ward 5	SINGH Talwinder	The Greens NSW

Election operations

Number of staff: 921

Number of pre-poll centres: 11

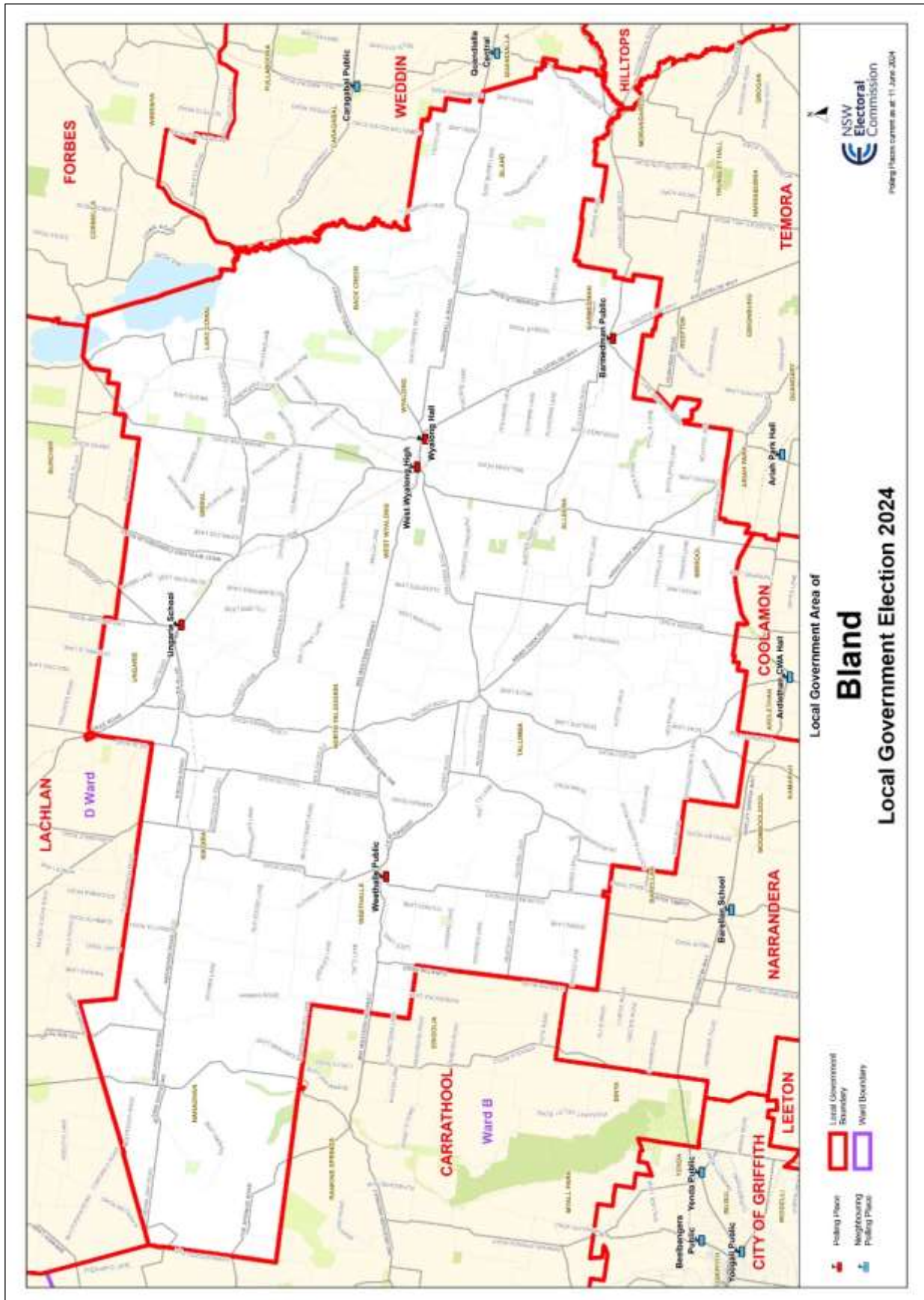
Number of election day polling places: 78

Number of declared institutions: 8

Returning Officer's office: 7/360 Vardys Road, Kings Park NSW 2148

Public registers: View the registers of candidates, groups, third-party campaigners, parties, party agents, senior office holders, associated entities and official agents, third-party lobbyists, and non-prohibited donors for the 2024 NSW Local Government elections on the [NSW Electoral Commission's website](#).

Bland Shire Council



Bland election summary

Undivided council

Type of election conducted: Councillor (election of 9 councillors)

Council enrolment: 4,128 **Residential roll:** 4,126 **Non-residential roll:** 2

Apparent failure to vote notices issued: 586 (14.2% of the residential roll)

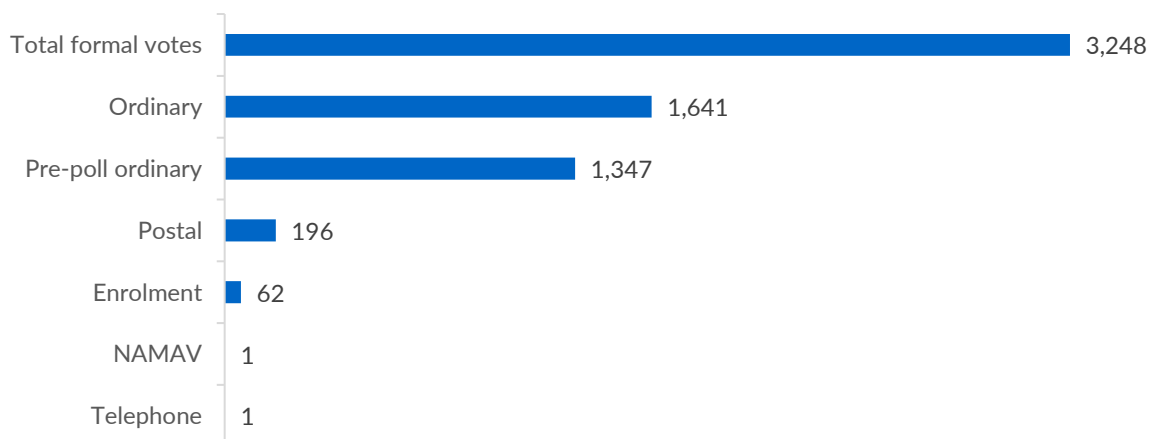
Councillor election

Councillor election total votes: 3,374 **Formal:** 3,248 **Informal:** 126 **Formality rate:** 96.3% **Participation rate:** 82.3%

Elected councillors (alphabetical by surname)

Councillor name	Affiliation
BROOKS Holly	Independent
CARNEGIE Malcolm	Independent
CROWE Rodney	Independent
FUNNELL Jill	
HENDERSON Emma	Independent
LORD Tony	
MINOGUE Lisa	
MONAGHAN Brian	
McGLYNN Elizabeth	Independent

Formal votes cast by vote type for the councillor election



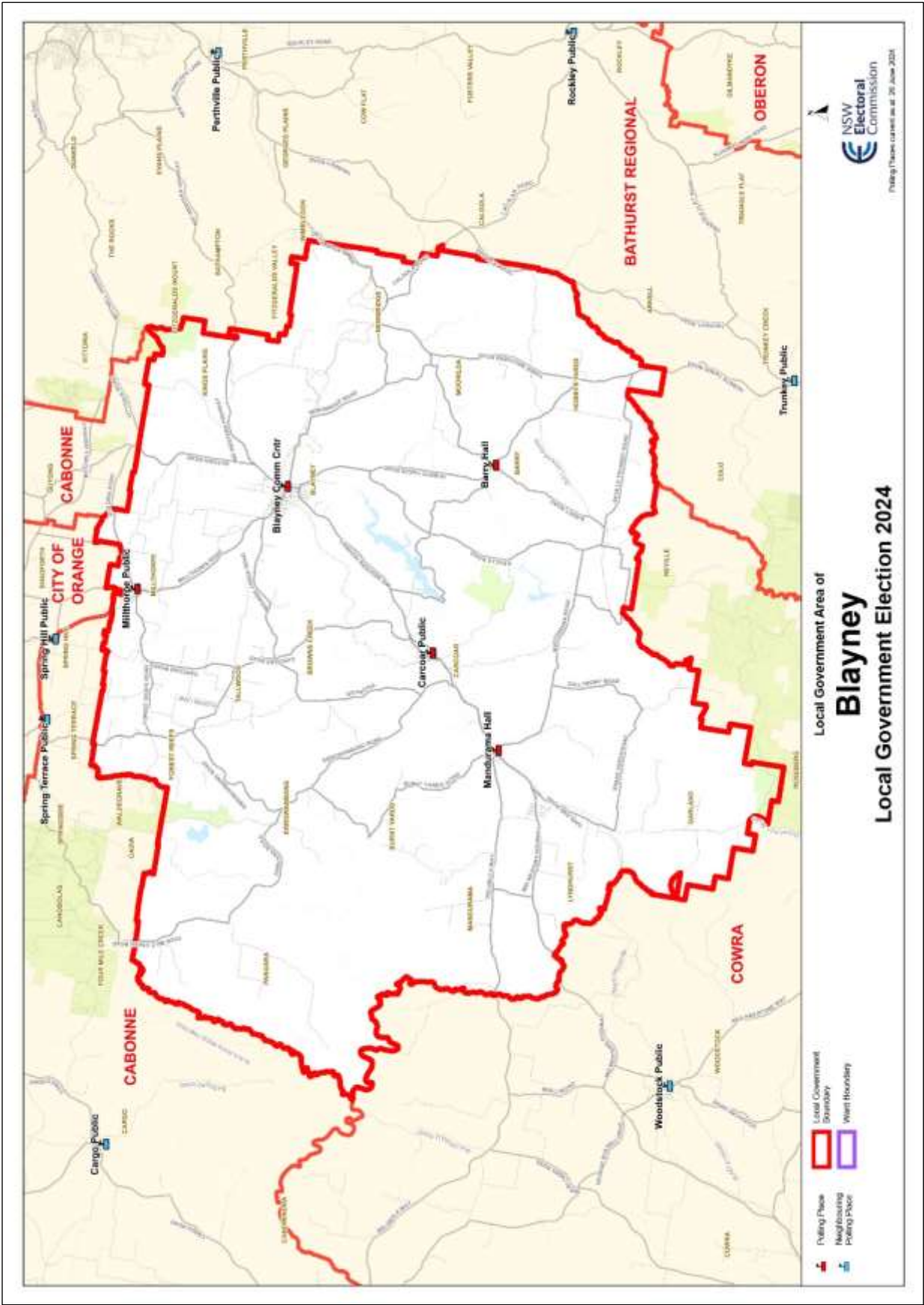
Councillor candidate nominations (alphabetical by surname)

Name	Affiliation
BROOKS Holly	Independent
CARNEGIE Malcolm	Independent
CROWE Rodney	Independent
FUNNELL Jill	
HENDERSON Emma	Independent
HOSKINSON Mark	
LORD Tony	
MINOGUE Lisa	
MONAGHAN Brian	
MOORE Roger	Independent
McGLYNN Alan	Independent
McGLYNN Elizabeth	Independent
STANIFORTH Bradley	
TASKER Glenda	Independent

Election operations**Number of staff:** 26**Number of pre-poll centres:** 1**Number of election day polling places:** 5**Number of declared institutions:** 1**Returning Officer's office:** Level 1, 74 Kendal Street , Cowra NSW 2794

Public registers: View the registers of candidates, groups, third-party campaigners, parties, party agents, senior office holders, associated entities and official agents, third-party lobbyists, and non-prohibited donors for the 2024 NSW Local Government elections on the [NSW Electoral Commission's website](#).

Blayney Shire Council



Blayney election summary

Undivided council

Type of election conducted: Councillor (election of 7 councillors)

Council enrolment: 5,566 **Residential roll:** 5,559 **Non-residential roll:** 7

Apparent failure to vote notices issued: 568 (10.2% of the residential roll)

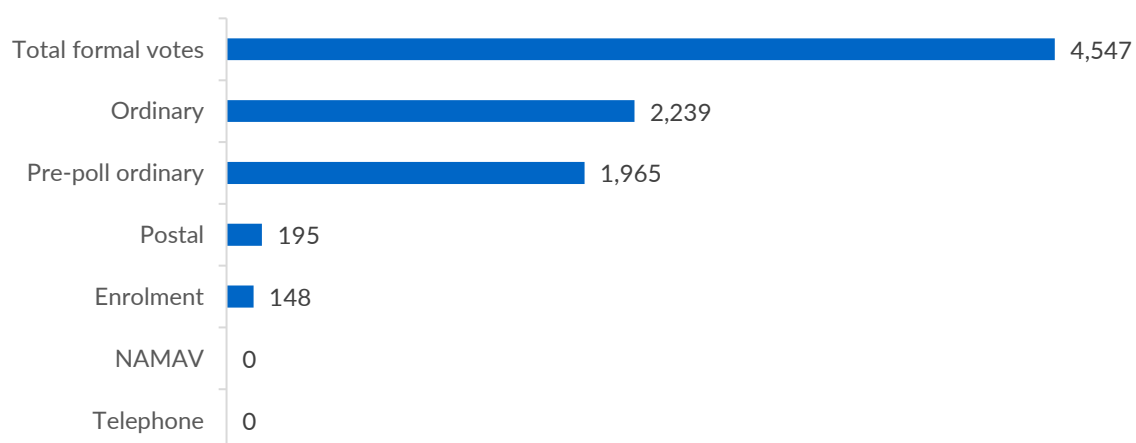
Councillor election

Councillor election total votes: 4,831 **Formal:** 4,547 **Informal:** 284 **Formality rate:** 94.1% **Participation rate:** 87.5%

Elected councillors (alphabetical by surname)

Councillor name	Affiliation
DORSETT Iris	Independent
GOSEWISCH Craig	Independent
HUTCHINGS Karl	Independent
NEWSTEAD John	
PRYSE JONES Michelle	Independent
REYNOLDS Bruce	Independent
SCOTT Rebecca	

Formal votes cast by vote type for the councillor election



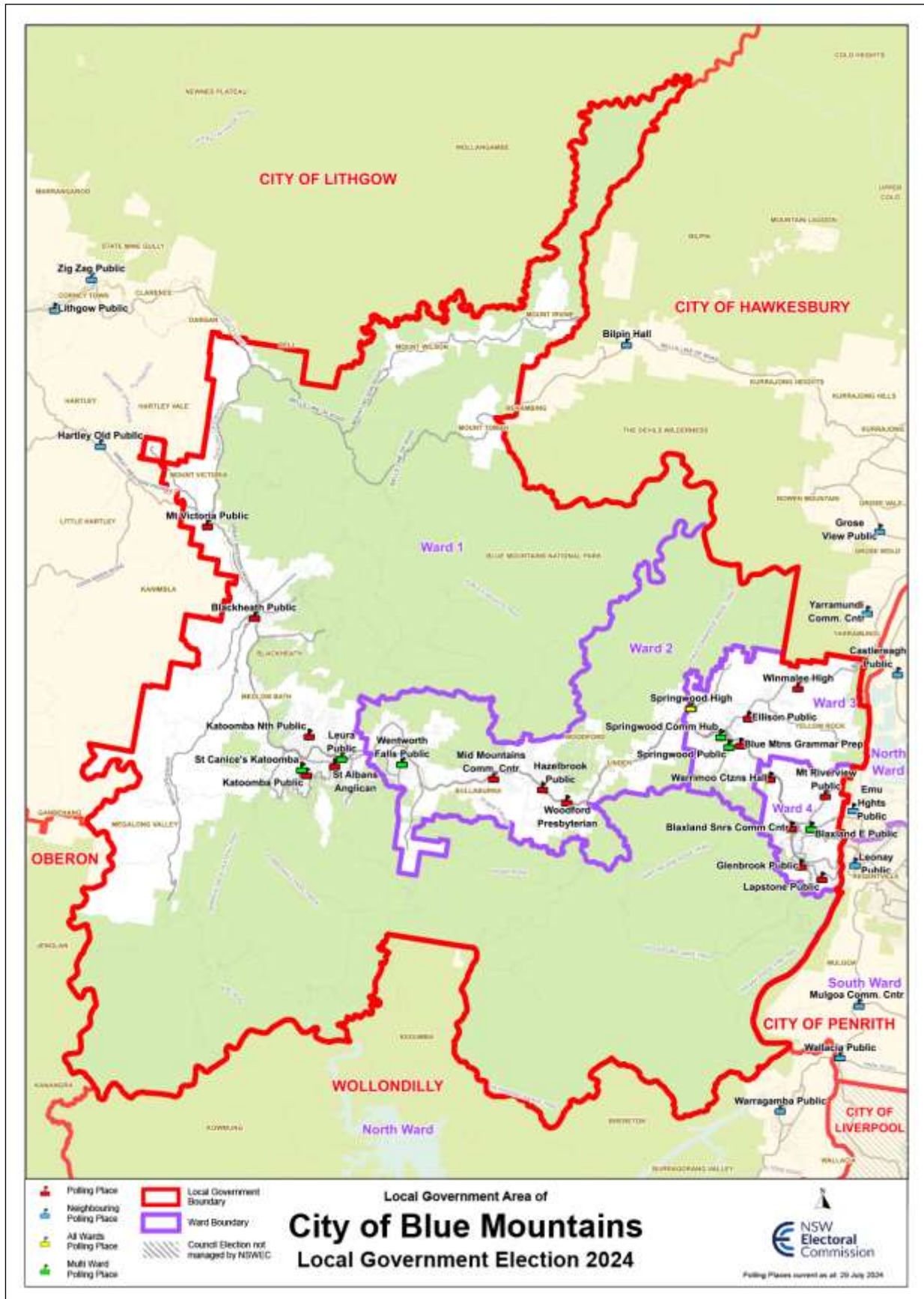
Councillor candidate nominations (alphabetical by surname)

Name	Affiliation
DORSETT Iris	Independent
GOSEWISCH Craig	Independent
HUTCHINGS Karl	Independent
JOHNSTON Steve	Independent
NEWSTEAD John	
NORTON Angus	
PRYSE JONES Michelle	Independent
REYNOLDS Bruce	Independent
SCOTT Rebecca	

Election operations**Number of staff:** 30**Number of pre-poll centres:** 1**Number of election day polling places:** 5**Number of declared institutions:** 1**Returning Officer's office:** Units 6-7, 11 & 22-24, 1 Wark Parade, Windradyne NSW 2795

Public registers: View the registers of candidates, groups, third-party campaigners, parties, party agents, senior office holders, associated entities and official agents, third-party lobbyists, and non-prohibited donors for the 2024 NSW Local Government elections on the [NSW Electoral Commission's website](#).

City of Blue Mountains Council



Blue Mountains election summary

Divided council: Ward 1 | Ward 2 | Ward 3 | Ward 4

Type of election conducted: Councillor (election of 12 councillors, 3 from each ward)

Council enrolment: 60,045 **Residential roll:** 60,042 **Non-residential roll:** 3

Apparent failure to vote notices issued: 6,534 (10.9% of the residential roll)

Councillor election

Councillor election total votes: 51,928 **Formal:** 46,879 **Informal:** 5,049 **Formality rate:** 90.3%

Participation rate: 87.2%

Formality and participation by ward: Ward: 1 **Formality rate:** 88.3% **Participation rate:** 81.2%

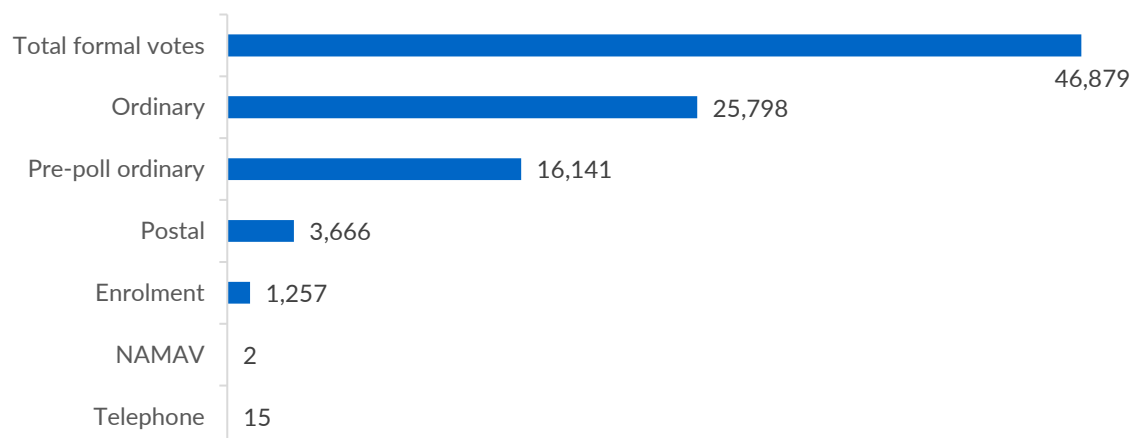
Ward: 2 **Formality rate:** 90.4% **Participation rate:** 87.7% | Ward: 3 **Formality rate:** 92.8% **Participation rate:** 90.3%

Ward: 4 **Formality rate:** 89.4% **Participation rate:** 89.6%

Elected councillors (alphabetical by surname, by ward)

Ward	Councillor name	Affiliation
Blue Mountains Ward 1	JAMIESON Suzanne	Australian Labor Party (NSW Branch)
Blue Mountains Ward 1	REDSHAW Sarah	The Greens NSW
Blue Mountains Ward 1	VAN OPDORP Suzie	Australian Labor Party (NSW Branch)
Blue Mountains Ward 2	HOARE Brent	The Greens NSW
Blue Mountains Ward 2	HOLLYWOOD Romola	Australian Labor Party (NSW Branch)
Blue Mountains Ward 2	WEST Claire	Australian Labor Party (NSW Branch)
Blue Mountains Ward 3	FELL Mick	Australian Labor Party (NSW Branch)
Blue Mountains Ward 3	MYLES Daniel	Independent
Blue Mountains Ward 3	RODRIGO Darren	Australian Labor Party (NSW Branch)
Blue Mountains Ward 4	BUCKHAM Margaret	Australian Labor Party (NSW Branch)
Blue Mountains Ward 4	FISHER Nyree	Australian Labor Party (NSW Branch)
Blue Mountains Ward 4	GREENHILL Mark	Australian Labor Party (NSW Branch)

Formal votes cast by vote type for the councillor election



Councillor candidate nominations (alphabetical by surname, by ward)

Ward	Name	Affiliation
Blue Mountains Ward 1	FORBES David	Australian Labor Party (NSW Branch)
Blue Mountains Ward 1	HERBERT Kathleen	The Greens NSW
Blue Mountains Ward 1	JAMIESON Suzanne	Australian Labor Party (NSW Branch)
Blue Mountains Ward 1	REDSHAW Sarah	The Greens NSW
Blue Mountains Ward 1	TURNER Melanie-Ann	The Greens NSW
Blue Mountains Ward 1	VAN OPDORP Suzie	Australian Labor Party (NSW Branch)
Blue Mountains Ward 2	CONDIE Jenna	The Greens NSW
Blue Mountains Ward 2	DE LIMA Joaquim	Libertarian Party (Formerly Liberal Democrats)
Blue Mountains Ward 2	GANNON Paul	Australian Labor Party (NSW Branch)
Blue Mountains Ward 2	HOARE Brent	The Greens NSW
Blue Mountains Ward 2	HOLLYWOOD Romola	Australian Labor Party (NSW Branch)
Blue Mountains Ward 2	WARN Sandra	The Greens NSW
Blue Mountains Ward 2	WEST Claire	Australian Labor Party (NSW Branch)
Blue Mountains Ward 3	FELL Mick	Australian Labor Party (NSW Branch)
Blue Mountains Ward 3	HULL Jakalin	Independent
Blue Mountains Ward 3	HULL Shawn	Independent
Blue Mountains Ward 3	KENNEDY Ramona	Australian Labor Party (NSW Branch)
Blue Mountains Ward 3	MYLES Daniel	Independent
Blue Mountains Ward 3	OCARRIGAN Sarah	The Greens NSW
Blue Mountains Ward 3	ORD Michael	The Greens NSW

Ward	Name	Affiliation
Blue Mountains Ward 3	RODRIGO Darren	Australian Labor Party (NSW Branch)
Blue Mountains Ward 3	TREICHLER Angelika	The Greens NSW
Blue Mountains Ward 4	BROWN Jennifer	The Greens NSW
Blue Mountains Ward 4	BUCKHAM Margaret	Australian Labor Party (NSW Branch)
Blue Mountains Ward 4	FISHER Nyree	Australian Labor Party (NSW Branch)
Blue Mountains Ward 4	GREENHILL Mark	Australian Labor Party (NSW Branch)
Blue Mountains Ward 4	GRUNER William	The Greens NSW
Blue Mountains Ward 4	WILLIS Noel	The Greens NSW

Candidate nominations rejected/withdrawn: 1 withdrawn (Ward 3)

Election operations

Number of staff: 220

Number of pre-poll centres: 3

Number of election day polling places: 23

Number of declared institutions: 7

Returning Officer's office: 81-83 Katoomba Street, Katoomba NSW 2780

Public registers: View the registers of candidates, groups, third-party campaigners, parties, party agents, senior office holders, associated entities and official agents, third-party lobbyists, and non-prohibited donors for the 2024 NSW Local Government elections on the [NSW Electoral Commission's website](#).

Bogan election summary

Undivided council

Type of election conducted: Councillor (election of 9 councillors)

Council enrolment: 1,934 **Residential roll:** 1,932 **Non-residential roll:** 2

Apparent failure to vote notices issued: 299 (15.5% of the residential roll)

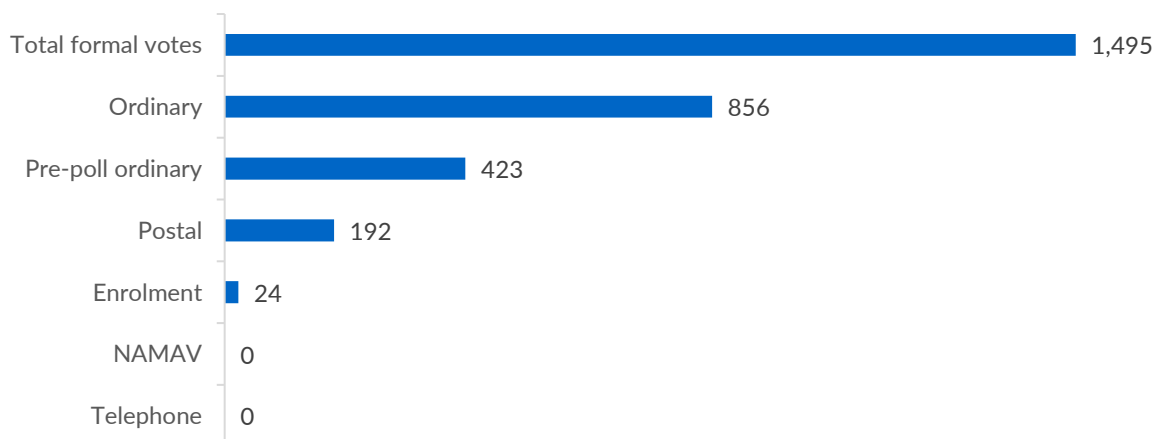
Councillor election

Councillor election total votes: 1,548 **Formal:** 1,495 **Informal:** 53 **Formality rate:** 96.6% **Participation rate:** 82.3%

Elected councillors (alphabetical by surname)

Councillor name	Affiliation
BOAG Victoria	
BOOTLE Richard	Independent
BRIGHT Karl	Independent
ELIAS Judy	Independent
ISSA Sam	Independent
JACKSON Graham	Independent
MENZIES Douglas	Independent
NEILL Glen	
STANTON Emily	Independent

Formal votes cast by vote type for the councillor election



Councillor candidate nominations (alphabetical by surname)

Name	Affiliation
BOAG Victoria	
BOOTLE Richard	Independent
BRIGHT Karl	Independent
ELIAS Judy	Independent
ISSA Sam	Independent
JACKSON Graham	Independent
MENZIES Douglas	Independent
MILLIGAN Richard	
NEILL Glen	
STANTON Emily	Independent

Election operations**Number of staff:** 10**Number of pre-poll centres:** 1**Number of election day polling places:** 1**Number of declared institutions:** 1**Returning Officer's office:** 62 Marshall Street, Cobar NSW 2835

Public registers: View the registers of candidates, groups, third-party campaigners, parties, party agents, senior office holders, associated entities and official agents, third-party lobbyists, and non-prohibited donors for the 2024 NSW Local Government elections on the [NSW Electoral Commission's website](#).



Bourke election summary

Undivided council

Type of election conducted: Councillor (election of 10 councillors)

Council enrolment: 1,733 Residential roll: 1,733 Non-residential roll: 0

Apparent failure to vote notices issued: 494 (28.5% of the residential roll)

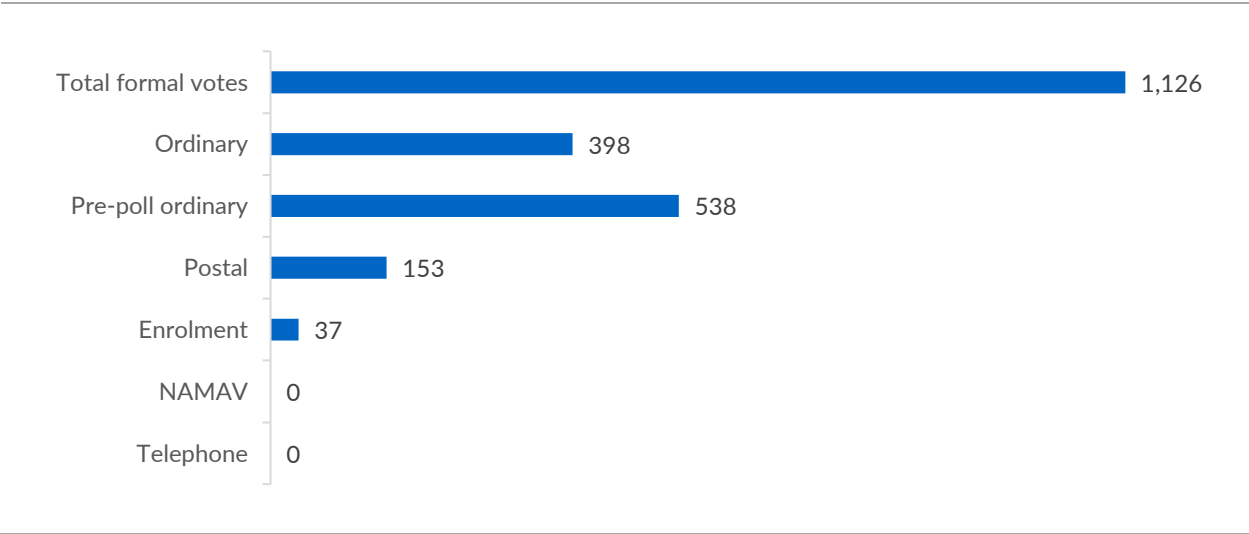
Councillor election

Councillor election total votes: 1,164 Formal: 1,126 Informal: 38 Formality rate: 96.7% Participation rate: 68.2%

Elected councillors (alphabetical by surname)

Councillor name	Affiliation
BARTON Sarah	Independent
BATES-CANTY Patricia	
BATY Kylie	
DAVIS Sally	Independent
FORD Lachlan	
KERR Francis	Independent
MCADAM Scott	Independent
NINA Maxime	Independent
RICE Samuel	Independent
STUTSEL Bob	Independent

Formal votes cast by vote type for the councillor election



Councillor candidate nominations (alphabetical by surname)

Name	Affiliation
BARTLEY Victor	Independent
BARTON Sarah	Independent
BATES-CANTY Patricia	
BATY Kylie	
DAVIS Sally	Independent
DORRINGTON Cecil	
FORD Lachlan	
KERR Francis	Independent
MCADAM Scott	Independent
NINA Maxime	Independent
RICE Samuel	Independent
RIDGE Grace	
RYAN Nathan	Independent
STUTSEL Bob	Independent

Election operations

Number of staff: 10

Number of pre-poll centres: 1

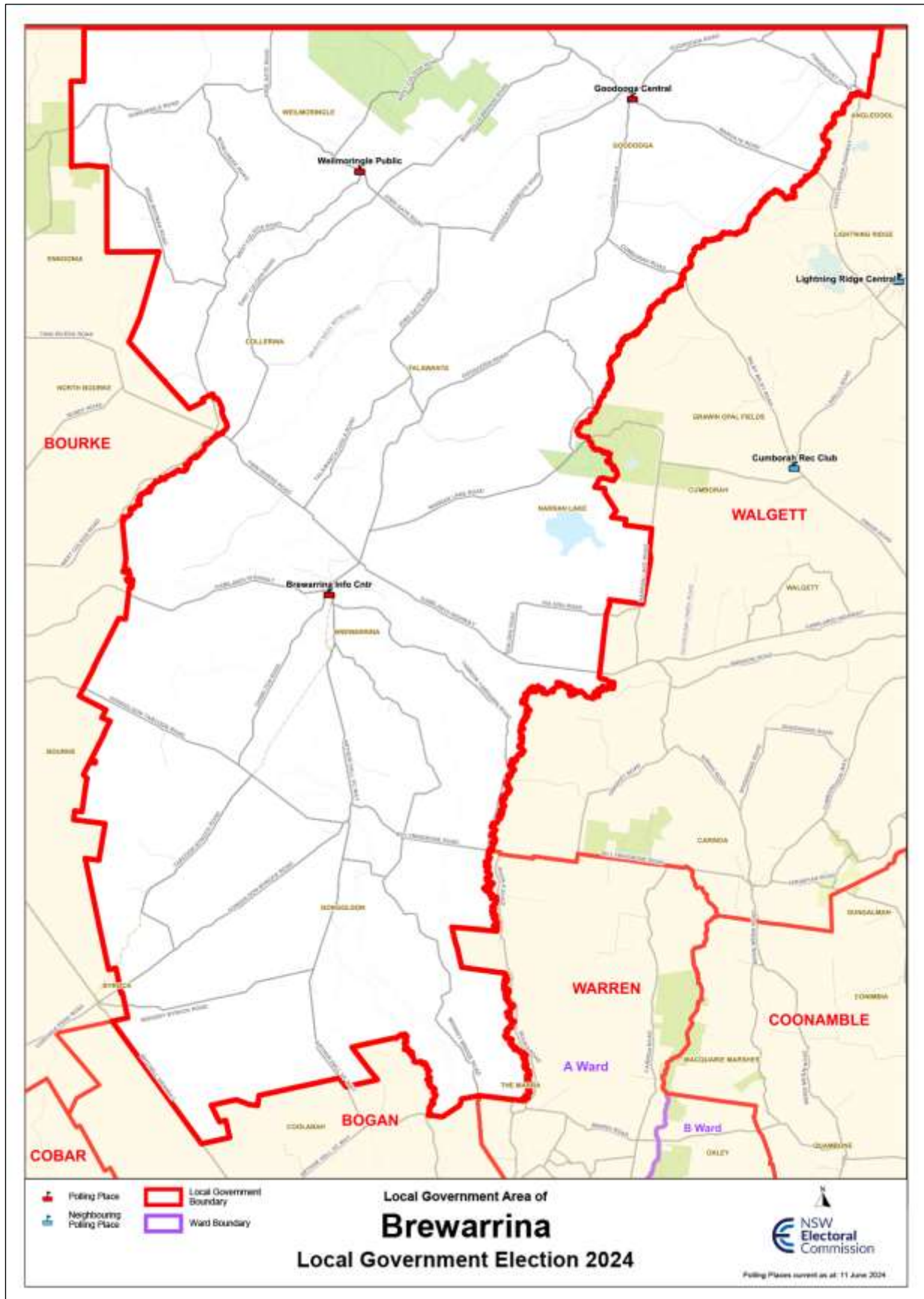
Number of election day polling places: 2

Number of declared institutions: 1

Returning Officer's office: 62 Marshall Street, Cobar NSW 2835

Public registers: View the registers of candidates, groups, third-party campaigners, parties, party agents, senior office holders, associated entities and official agents, third-party lobbyists, and non-prohibited donors for the 2024 NSW Local Government elections on the [NSW Electoral Commission's website](#).

Brewarrina Shire Council



Brewarrina election summary

Undivided council

Type of election conducted: Councillor (election of 9 councillors)

Council enrolment: 945 **Residential roll:** 944 **Non-residential roll:** 1

Apparent failure to vote notices issued: 299 (31.6% of the residential roll)

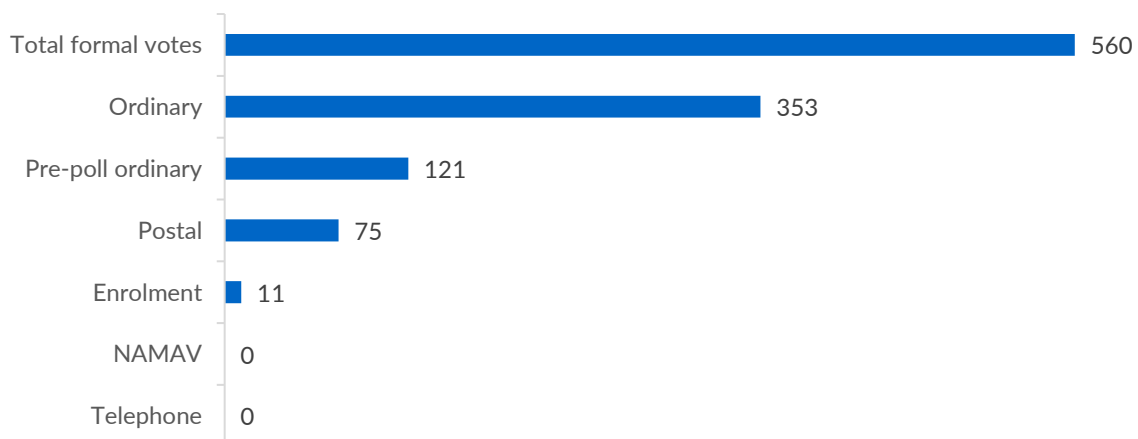
Councillor election

Councillor election total votes: 583 **Formal:** 560 **Informal:** 23 **Formality rate:** 96.1% **Participation rate:** 62.9%

Elected councillors (alphabetical by surname)

Councillor name	Affiliation
BROWN Mark	Independent
COLLESS Belinda	Independent
FRAIL Trish	The Greens NSW
GORDON Douglas	Independent
MORTON Jason	Independent
PEDERSEN Michael	Independent
PIPPOS Angelo	
SLACK-SMITH Vivian	
STANTON Tommy	Independent

Formal votes cast by vote type for the councillor election



Councillor candidate nominations (alphabetical by surname)

Name	Affiliation
BROWN Mark	Independent
COLLESS Belinda	Independent
FRAIL Trish	The Greens NSW
GORDON Douglas	Independent
GORDON Isaac	Independent
MORTON Jason	Independent
PEDERSEN Michael	Independent
PIPPOS Angelo	
SHERIDAN Noel	
SLACK-SMITH Vivian	
STANTON Tommy	Independent

Candidate nominations rejected/withdrawn: 2 rejected

Election operations

Number of staff: 11

Number of pre-poll centres: 1

Number of election day polling places: 3

Number of declared institutions: 0

Returning Officer's office: 62 Marshall Street, Cobar NSW 2835

Public registers: View the registers of candidates, groups, third-party campaigners, parties, party agents, senior office holders, associated entities and official agents, third-party lobbyists, and non-prohibited donors for the 2024 NSW Local Government elections on the [NSW Electoral Commission's website](#).

City of Broken Hill Council



Broken Hill election summary

Undivided council

Type of election conducted: Councillor (election of 9 councillors) | Mayor

Council enrolment: 13,055 Residential roll: 13,031 Non-residential roll: 24

Apparent failure to vote notices issued: 1,917 (14.7% of the residential roll)

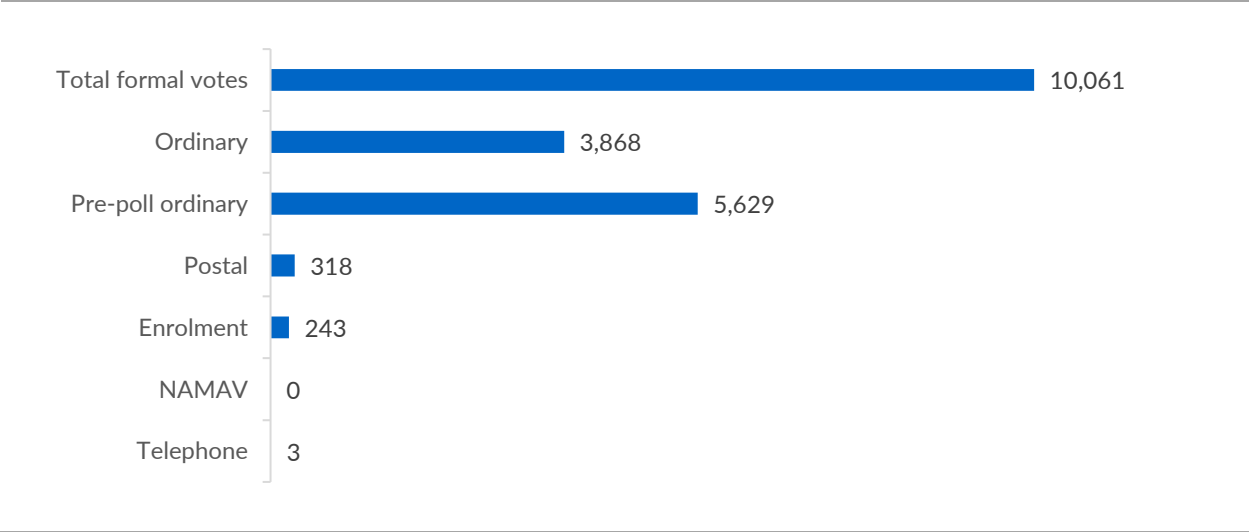
Councillor election

Councillor election total votes: 10,862 Formal: 10,061 Informal: 801 Formality rate: 92.6%
Participation rate: 84.3%

Elected councillors (alphabetical by surname)

Councillor name	Affiliation
ALGATE Bob	Independent
BOLAND Micheal	Independent
BYRNE Ashley	Australian Labor Party (NSW Branch)
CHANDLER Alan	Independent
GALLAGHER Dave	Independent
GILLETT Elaine	Independent
HICKEY Jim	Independent
JEWITT Hayley	Independent
TURLEY Darriea	Australian Labor Party (NSW Branch)

Formal votes cast by vote type for the councillor election



Councillor candidate nominations (alphabetical by surname)

Name	Affiliation
ALGATE Bob	Independent
BOLAND Micheal	Independent
BYRNE Ashley	Australian Labor Party (NSW Branch)
CHANDLER Alan	Independent
EDGECOMBE Blake	Australian Labor Party (NSW Branch)
ELSTON James	Independent
FELL Nathan	Australian Labor Party (NSW Branch)
GALLAGHER Dave	Independent
GILLETT Elaine	Independent
GROSE Dean	Independent
HICKEY Jim	Independent
HOYSTED Anita	Independent
JEWITT Hayley	Independent
KENNEDY Thomas	Independent
KENNEDY Tom	Independent
LICUL Branko	Independent
McCARTHY Matthew	Independent
PAGE Ron	Independent
SHOEBRIDGE Richard	Australian Labor Party (NSW Branch)
TURLEY Darriea	Australian Labor Party (NSW Branch)

Mayoral election

Mayoral election total votes: 10,880 **Formal:** 10,536 (96.8%) **Informal:** 344 (3.2%) **Participation rate:** 84.4%

Elected mayor: KENNEDY Tom, Independent

Mayoral candidate nominations (alphabetical by surname)

Name	Affiliation
GALLAGHER Dave	Independent
KENNEDY Tom	Independent
TURLEY Darriea	Australian Labor Party (NSW Branch)

Election operations

Number of staff: 59

Number of pre-poll centres: 1

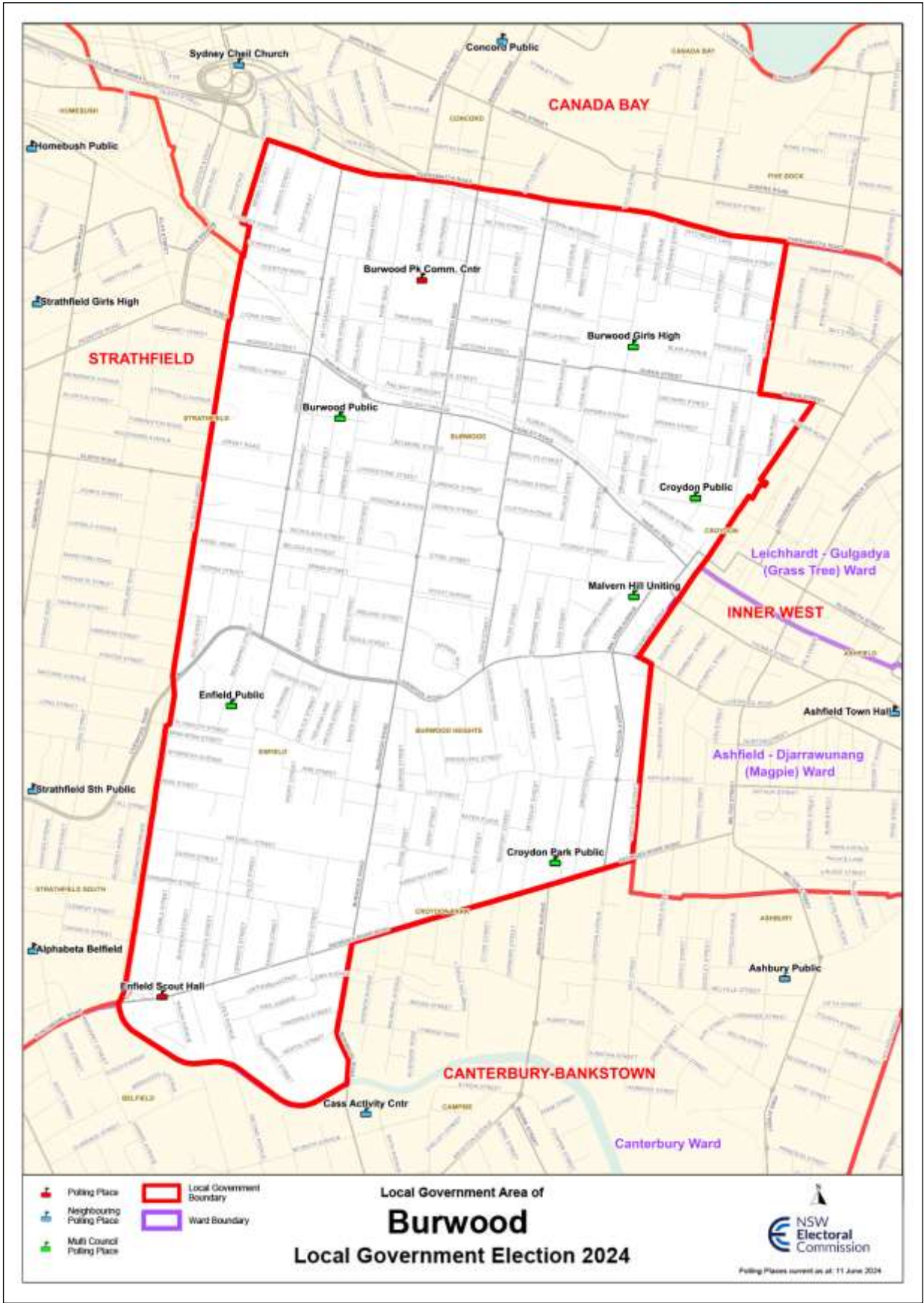
Number of election day polling places: 6

Number of declared institutions: 4

Returning Officer's office: 329-331 Blende Street, Broken Hill NSW 2880

Public registers: View the registers of candidates, groups, third-party campaigners, parties, party agents, senior office holders, associated entities and official agents, third-party lobbyists, and non-prohibited donors for the 2024 NSW Local Government elections on the [NSW Electoral Commission's website](#).

Burwood Council



Burwood election summary

Undivided council

Type of election conducted: Councillor (election of 6 councillors) | Mayor

Council enrolment: 21,216 Residential roll: 21,211 Non-residential roll: 5

Apparent failure to vote notices issued: 2,160 (10.2% of the residential roll)

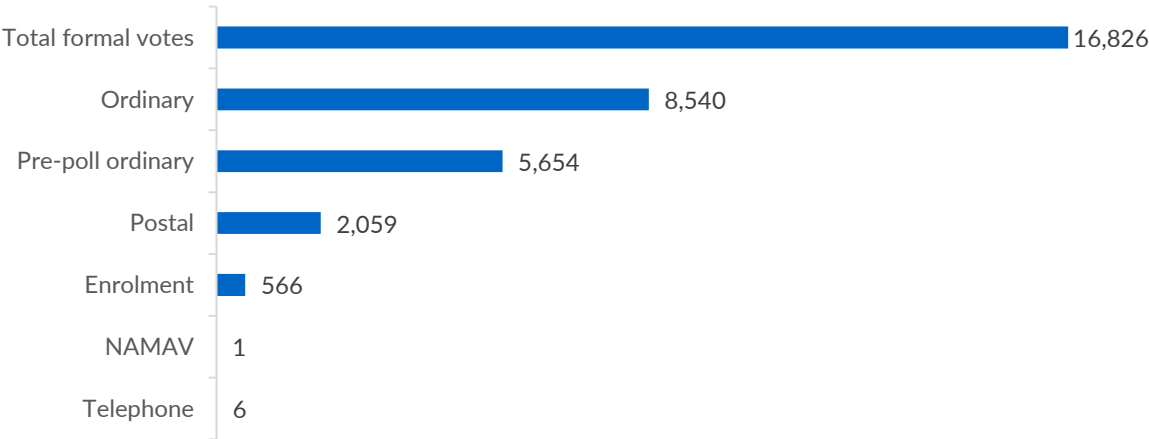
Councillor election

Councillor election total votes: 18,018 Formal: 16,826 Informal: 1,192 Formality rate: 93.4%
Participation rate: 86.1%

Elected councillors (alphabetical by surname)

Councillor name	Affiliation
BHATTA Sukirti	Australian Labor Party (NSW Branch)
ESBER Pascale	Australian Labor Party (NSW Branch)
HULL David	The Liberal Party Of Australia, New South Wales Division
MANNAH George	Australian Labor Party (NSW Branch)
WU Deyi	The Liberal Party Of Australia, New South Wales Division
YANG Alex	Australian Labor Party (NSW Branch)

Formal votes cast by vote type for the councillor election



Councillor candidate nominations (alphabetical by surname)

Name	Affiliation
BHATTA Sukirti	Australian Labor Party (NSW Branch)
DIXIT Raj	The Liberal Party Of Australia, New South Wales Division
ESBER Pascale	Australian Labor Party (NSW Branch)

Name	Affiliation
FAKER John	Australian Labor Party (NSW Branch)
GRAY Chris	Australian Labor Party (NSW Branch)
GUO Qun Ping	Australia Multinational Unity INC
HOLLAND Victoria	Australian Labor Party (NSW Branch)
HULL David	The Liberal Party Of Australia, New South Wales Division
LU Guitang	Australia Multinational Unity INC
MANNAH George	Australian Labor Party (NSW Branch)
SHEN Yi	Australia Multinational Unity INC
WANG Hua	Australia Multinational Unity INC
WU Deyi	The Liberal Party Of Australia, New South Wales Division
YANG Alex	Australian Labor Party (NSW Branch)

Candidate nominations rejected/withdrawn: 1 rejected

Mayoral election

Mayor election total votes: 17,970 **Formal:** 17,346 (96.5%) **Informal:** 624 (3.5%) **Participation rate:** 85.9%

Elected mayor: FAKER John, Australian Labor Party (NSW Branch)

Mayoral candidate nominations (alphabetical by surname)

Name	Affiliation
FAKER John	Australian Labor Party (NSW Branch)
HULL David	The Liberal Party Of Australia, New South Wales Division
LU Guitang	Australia Multinational Unity INC

Election operations

Number of staff: 88

Number of pre-poll centres: 2

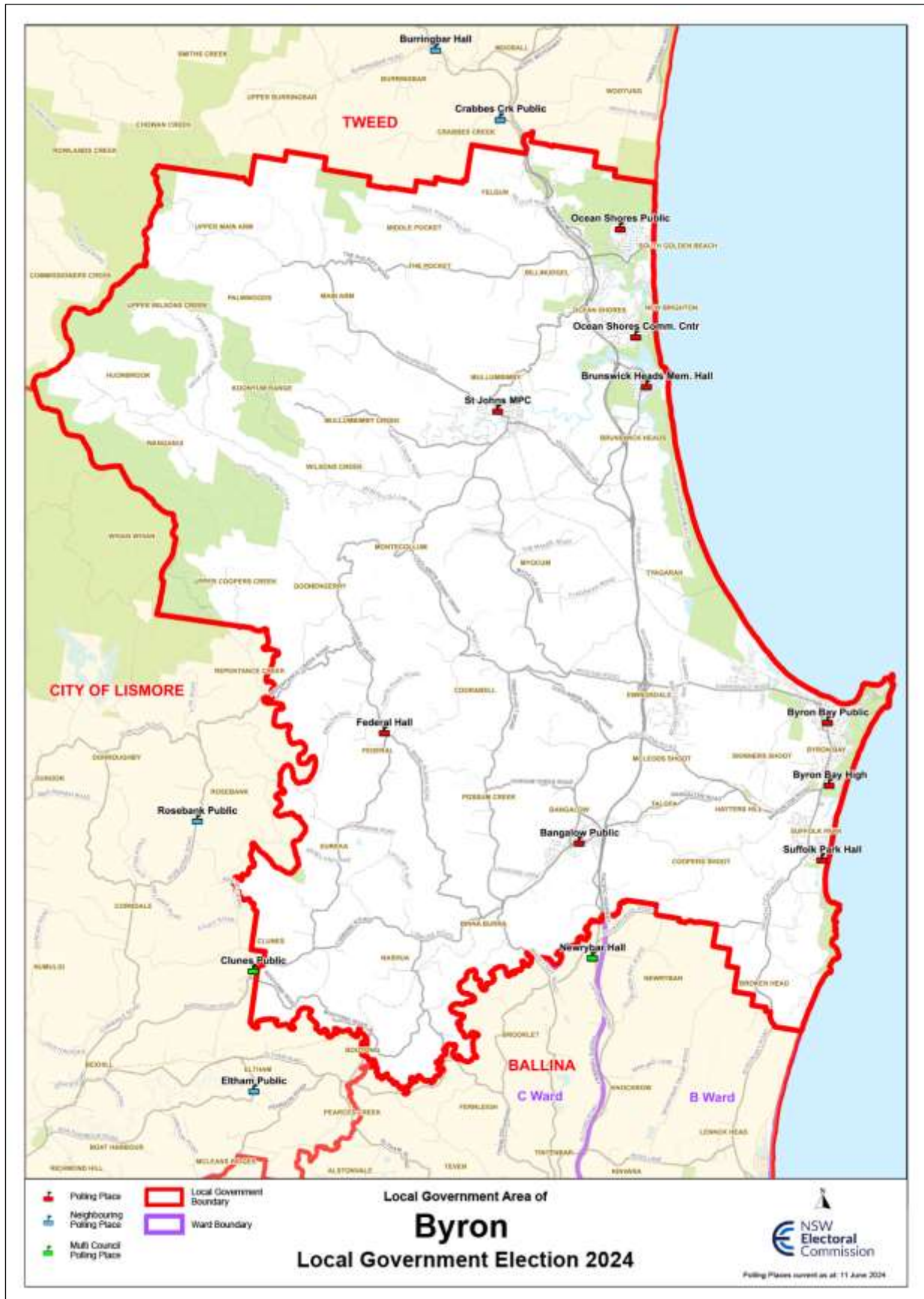
Number of election day polling places: 8

Number of declared institutions: 1

Returning Officer's office: 52 Hampstead Road, Homebush West NSW 2140

Public registers: View the registers of candidates, groups, third-party campaigners, parties, party agents, senior office holders, associated entities and official agents, third-party lobbyists, and non-prohibited donors for the 2024 NSW Local Government elections on the [NSW Electoral Commission's website](#).

Byron Shire Council



Byron election summary

Undivided council

Type of election conducted: Councillor (election of 8 councillors) | Mayor

Council enrolment: 27,485 **Residential roll:** 27,474 **Non-residential roll:** 11

Apparent failure to vote notices issued: 6,811 (24.8% of the residential roll)

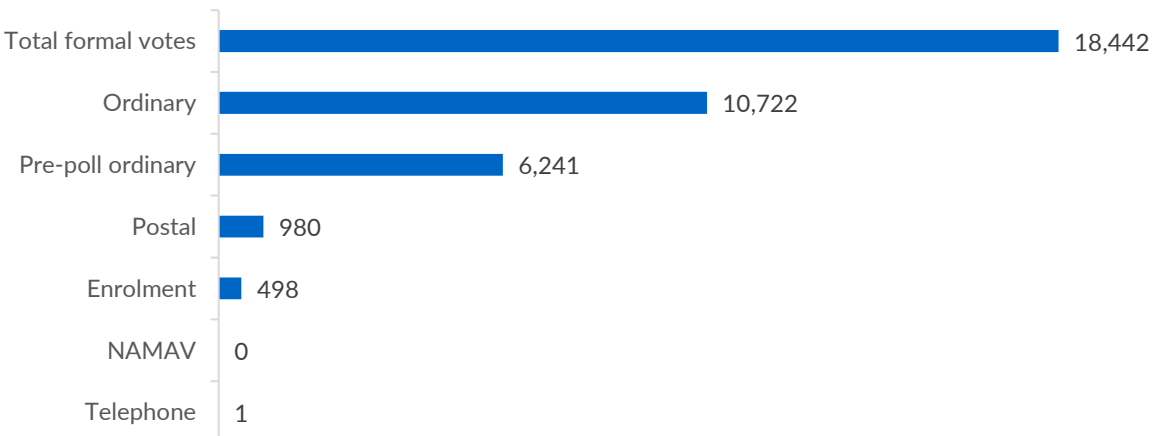
Councillor election

Councillor election total votes: 19,623 **Formal:** 18,442 **Informal:** 1,181 **Formality rate:** 94% **Participation rate:** 72%

Elected councillors (alphabetical by surname)

Councillor name	Affiliation
DODS Jack	Independent
HAUGE Elia	The Greens NSW
KAY Delta	The Greens NSW
LOWE Michelle	The Greens NSW
LYON Michael	Independent
PUGH Asren	Australian Labor Party (NSW Branch)
SWAIN Janet	Australian Labor Party (NSW Branch)
WARTH David	Independent

Formal votes cast by vote type for the councillor election



Councillor candidate nominations (alphabetical by surname)

Name	Affiliation
DODS Jack	Independent
DOHERTY Peter	Australian Labor Party (NSW Branch)
DOVE Niamh	Independent
FIGGIS Susie	Independent
FOGGON Max	Independent
GIZAS BARKER Patricia (Trisha)	Independent
HAUGE Elia	The Greens NSW
HOLT Rhett	Independent
JAMES Diana	Australian Labor Party (NSW Branch)
JEANES Nyck	Independent
KAY Delta	The Greens NSW
LOWE Michelle	The Greens NSW
LYON Michael	Independent
MARTIN Jeannette	Independent
MICHIE David	Independent
NDIAYE Sarah	The Greens NSW
PUGH Asren	Australian Labor Party (NSW Branch)
SCHOFIELD Nell	The Greens NSW
SWAIN Janet	Australian Labor Party (NSW Branch)
SWIVEL Mark	Australian Labor Party (NSW Branch)
VADER Lucy	Independent
WARTH David	Independent
WATSON Linda	Australian Labor Party (NSW Branch)
WRAY Meredith	Independent

Mayoral election

Mayor election total votes: 19,636 **Formal:** 18,797 (95.7%) **Informal:** 839 (4.3%) **Participation rate:** 72%

Elected mayor: NDIAYE Sarah, The Greens NSW

Mayoral candidate nominations (alphabetical by surname)

Name	Affiliation
LYON Michael	Independent
NDIAYE Sarah	The Greens NSW
PUGH Asren	Australian Labor Party (NSW Branch)
WARTH David	Independent

Election operations

Number of staff: 88

Number of pre-poll centres: 2

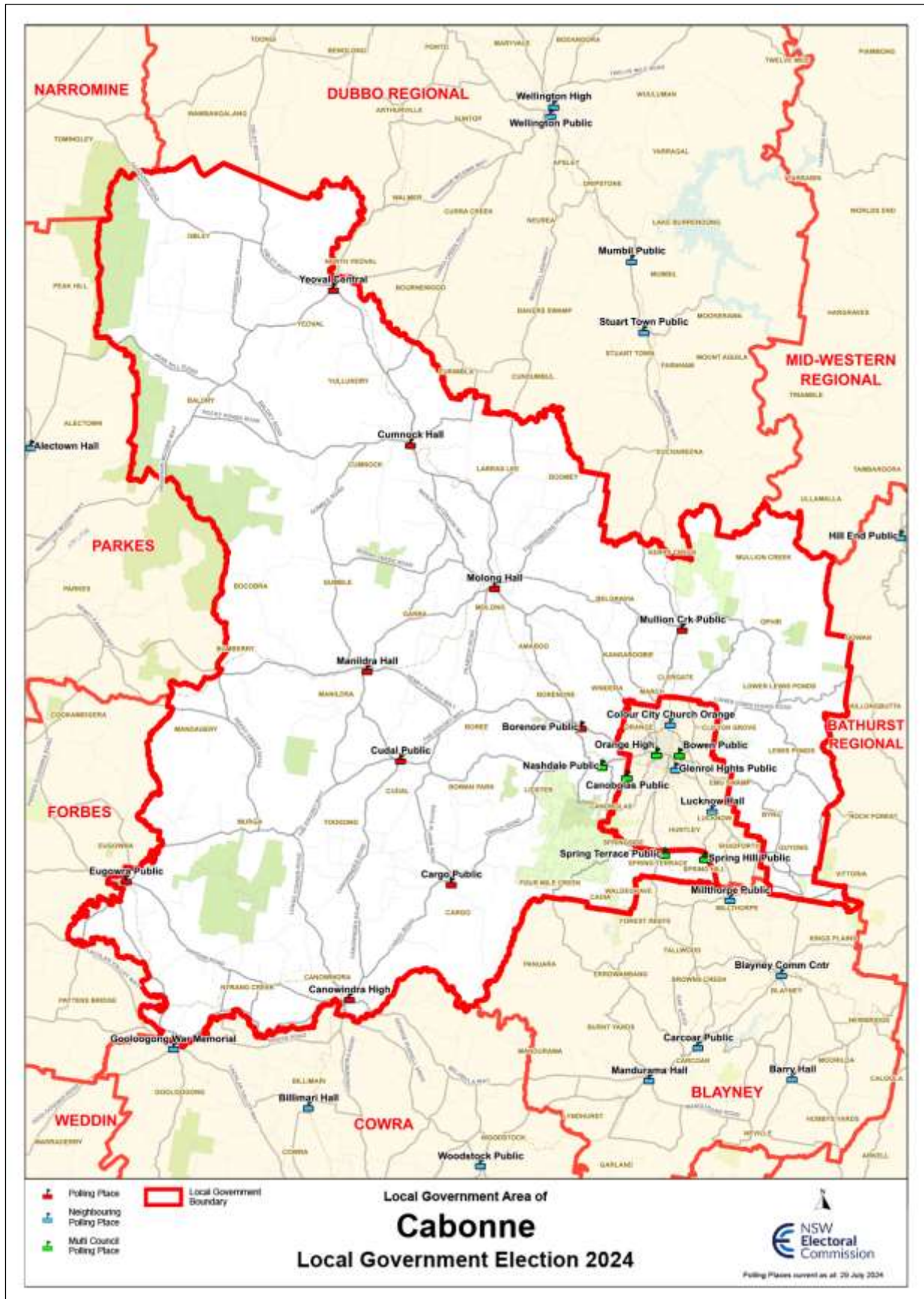
Number of election day polling places: 11

Number of declared institutions: 1

Returning Officer's office: 55 Dalley Street, Mullumbimby NSW 2482

Public registers: View the registers of candidates, groups, third-party campaigners, parties, party agents, senior office holders, associated entities and official agents, third-party lobbyists, and non-prohibited donors for the 2024 NSW Local Government elections on the [NSW Electoral Commission's website](#).

Cabonne Council



Cabonne election summary

Undivided council

Type of election conducted: Councillor (election of 9 councillors)

Council enrolment: 10,217 **Residential roll:** 10,215 **Non-residential roll:** 2

Apparent failure to vote notices issued: 1,342 (13.1% of the residential roll)

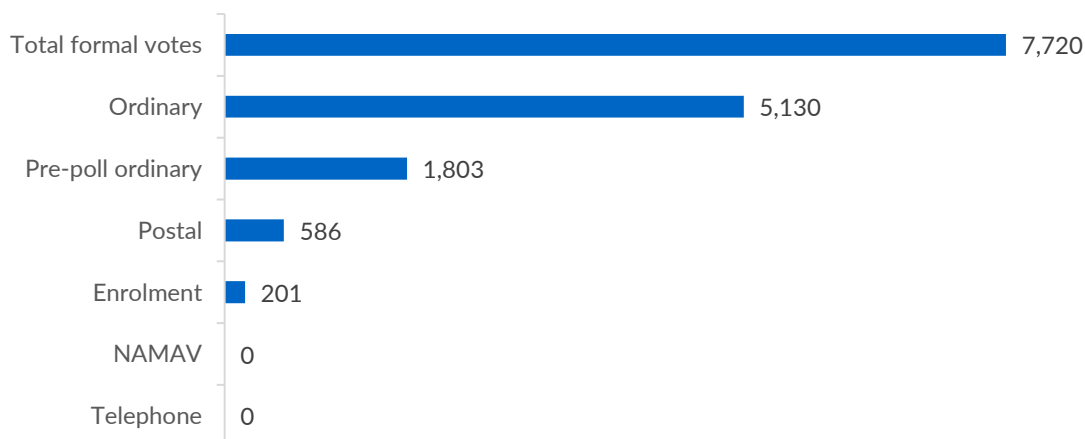
Councillor election

Councillor election total votes: 8,516 **Formal:** 7,720 **Informal:** 796 **Formality rate:** 90.7% **Participation rate:** 84.4%

Elected councillors (alphabetical by surname)

Councillor name	Affiliation
BATTEN Peter	Independent
BEATTY Kevin	Independent
JONES Jamie	Independent
NASH Marlene	Independent
O'RYAN Kathryn	
PEARSON Aaron	Independent
PULL Andrew	Independent
RAWSON Andrew	Independent
WEAVER Jennifer	Independent

Formal votes cast by vote type for the councillor election



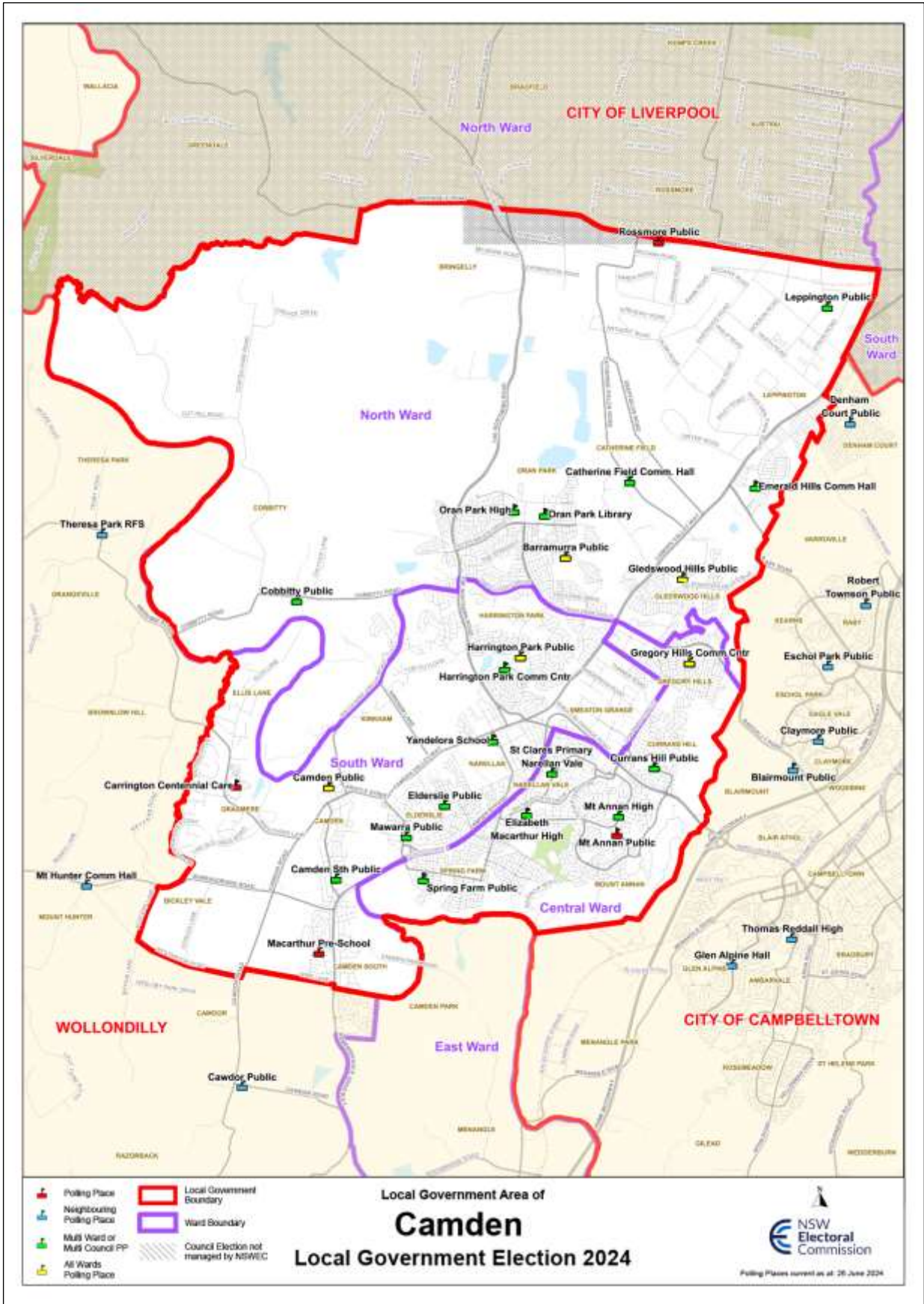
Councillor candidate nominations (alphabetical by surname)

Name	Affiliation
BATTEN Peter	Independent
BEATTY Kevin	Independent
DICKIE Guin	
JONES Jamie	Independent
NASH Marlene	Independent
O'RYAN Kathryn	
PEARSON Aaron	Independent
PULL Andrew	Independent
RAWSON Andrew	Independent
WEAVER Jennifer	Independent

Election operations**Number of staff:** 62**Number of pre-poll centres:** 2**Number of election day polling places:** 16**Number of declared institutions:** 2**Returning Officer's office:** 1/8A Little Brunswick Street, Orange NSW 2800

Public registers: View the registers of candidates, groups, third-party campaigners, parties, party agents, senior office holders, associated entities and official agents, third-party lobbyists, and non-prohibited donors for the 2024 NSW Local Government elections on the [NSW Electoral Commission's website](#).

Camden Council



Camden election summary

Divided council: Camden Central Ward | Camden North Ward | Camden South Ward

Type of election conducted: Councillor (election of 9 councillors, 3 from each ward)

Council enrolment: 87,311 Residential roll: 87,302 Non-residential roll: 9

Apparent failure to vote notices issued: 11,603 (13.3% of the residential roll)

Councillor election

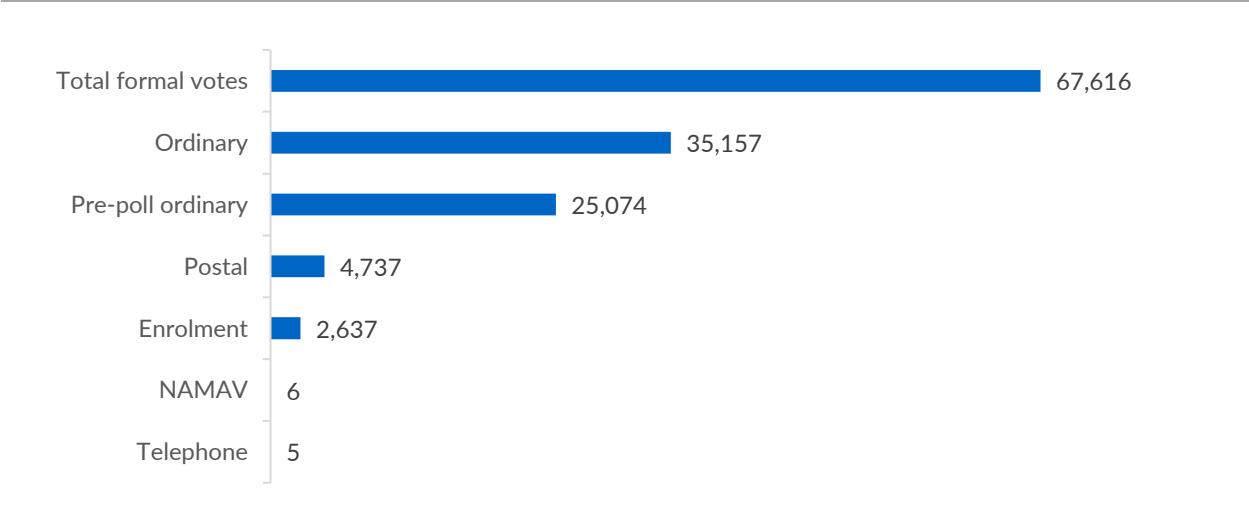
Councillor election total votes: 74,731 Formal: 67,616 Informal: 7,115 Formality rate: 90.5%
Participation rate: 86.6%

Formality and participation by ward: Ward: Central Formality rate: 92.5% Participation rate: 88.1% | Ward: North
Formality rate: 88.0% Participation rate: 85.3% | Ward: South Formality rate: 91.0% Participation rate: 86.2%

Elected councillors (alphabetical by surname, by ward)

Ward	Councillor name	Affiliation
Camden Central	CAGNEY Ashleigh	Australian Labor Party (NSW Branch)
Camden Central	FEDELI Therese	The Liberal Party Of Australia, New South Wales Division
Camden Central	McLEAN Peter	Independent
Camden North	FERRERI Vince	Libertarian Party (Formerly Liberal Democrats)
Camden North	RAHMAN Eliza	Australian Labor Party (NSW Branch)
Camden North	SURI Abha	Independent
Camden South	CAMPBELL Eva	Independent
Camden South	QUINNELL Damien	Australian Labor Party (NSW Branch)
Camden South	SICARI Rose	Libertarian Party (Formerly Liberal Democrats)

Formal votes cast by vote type for the councillor election



Councillor candidate nominations (alphabetical by surname)

Ward	Name	Affiliation
Camden Central	BARONE Salvatore	The Liberal Party Of Australia, New South Wales Division
Camden Central	CAGNEY Ashleigh	Australian Labor Party (NSW Branch)
Camden Central	ELLSMORE Ewelina	Shooters, Fishers And Farmers Party (NSW) Incorporated
Camden Central	FEDELI Therese	The Liberal Party Of Australia, New South Wales Division
Camden Central	KHAIR Tahia	Australian Labor Party (NSW Branch)
Camden Central	McLEAN Peter	Independent
Camden Central	NETHERCOTE David	Independent
Camden Central	SCUTERI Juliane	Independent
Camden Central	WILLIAMS Koady	Australian Labor Party (NSW Branch)
Camden Central	ZAMMIT Diana	The Liberal Party Of Australia, New South Wales Division
Camden North	CHOPRA Harsha	Independent
Camden North	FERRERI Stefanie	Libertarian Party (Formerly Liberal Democrats)
Camden North	FERRERI Vince	Libertarian Party (Formerly Liberal Democrats)
Camden North	GATTELLARI Domenico	Libertarian Party (Formerly Liberal Democrats)
Camden North	QUINNELL Molly	Australian Labor Party (NSW Branch)
Camden North	RAHMAN Eliza	Australian Labor Party (NSW Branch)
Camden North	SURI Abha	Independent
Camden North	TRIPATHI Manish	Independent
Camden South	CAGNEY Cindy	Independent
Camden South	CALCUTT Brian	Australian Labor Party (NSW Branch)
Camden South	CAMPBELL Eva	Independent
Camden South	CARTISANO Maria	Libertarian Party (Formerly Liberal Democrats)
Camden South	DIOMIS Con	Independent
Camden South	HART Keith	Independent
Camden South	LEEMEN Jill	Independent
Camden South	QUINNELL Damien	Australian Labor Party (NSW Branch)
Camden South	SABUNCUOGLU Deniz	Australian Labor Party (NSW Branch)
Camden South	SICARI Rose	Libertarian Party (Formerly Liberal Democrats)
Camden South	SILLATO Renee	Independent
Camden South	WIHARE Amanda	Libertarian Party (Formerly Liberal Democrats)
Camden South	ZAPPIA Domenic	Independent

Candidate nominations rejected/withdrawn: 1 withdrawn (North Ward); 3 rejected (South Ward)

Election operations

Number of staff: 333

Number of pre-poll centres: 5

Number of election day polling places: 26

Number of declared institutions: 4

Returning Officer's office: 191 Argyle Street, Camden NSW 2570

Public registers: View the registers of candidates, groups, third-party campaigners, parties, party agents, senior office holders, associated entities and official agents, third-party lobbyists, and non-prohibited donors for the 2024 NSW Local Government elections on the [NSW Electoral Commission's website](#).



Campbelltown election summary

Undivided council

Type of election conducted: Councillor (election of 15 councillors)

Council enrolment: 119,951 **Residential roll:** 119,949 **Non-residential roll:** 2

Apparent failure to vote notices issued: 16,084 (13.4% of the residential roll)

Councillor election

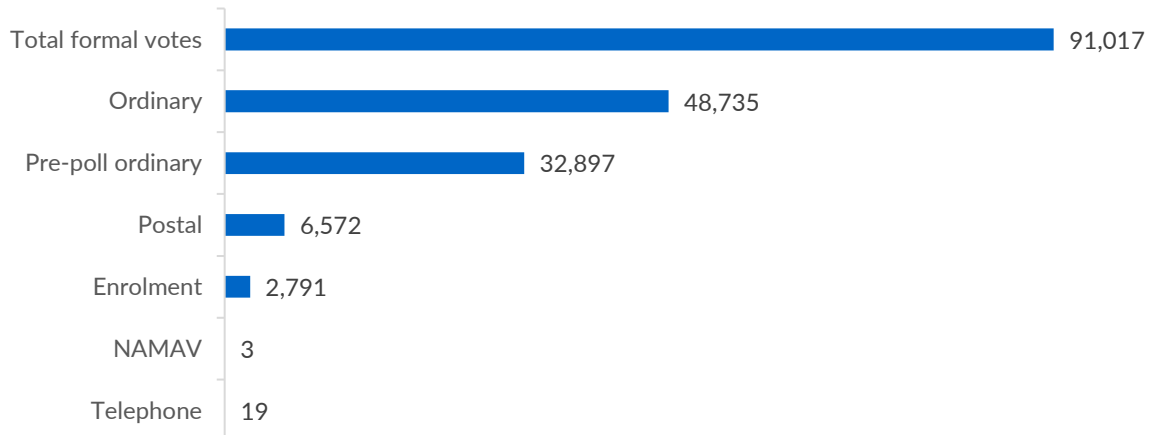
Councillor election total votes: 101,667 **Formal:** 91,017 **Informal:** 10,650 **Formality rate:** 89.5%

Participation rate: 85.7%

Elected councillors (alphabetical by surname)

Councillor name	Affiliation
BERBARI Seta	Community First Totally Independent Party
CHOWDHURY Masood	Australian Labor Party (NSW Branch)
COTTER Joshua	Community First Totally Independent Party
HALABI Khaled	Community Voice of Australia
HUNT Karen	Australian Labor Party (NSW Branch)
KHALIL Muhamad (Masud)	Community Voice of Australia
LOUND Darcy	Australian Labor Party (NSW Branch)
MCEWAN Cameron	Sustainable Australia Party - Stop Overdevelopment / Corruption
MORRISON Warren	Community First Totally Independent Party
OATES Meg	Australian Labor Party (NSW Branch)
RAHMAN Ashiqur (Ash)	Australian Labor Party (NSW Branch)
RIVERA Jayden	The Greens NSW
TRIEBELS Theo (Tao)	The Greens NSW
WISNIEWSKA Isabella	Australian Labor Party (NSW Branch)
ZAHRA Adam	Independent

Formal votes cast by vote type for the councillor election



Councillor candidate nominations (alphabetical by surname)

Name	Affiliation
ABNES Stanley	Community First Totally Independent Party
ALIVIO Teresita	Community First Totally Independent Party
BAILEY Stephen	The Greens NSW
BANK Benjamin	Animal Justice Party
BECERRA John	Community Voice of Australia
BERBARI Seta	Community First Totally Independent Party
BICKNELL Lisa	Animal Justice Party
BOUSTANI George	Community First Totally Independent Party
BRAN Gregory	Sustainable Australia Party - Stop Overdevelopment / Corruption
BYERS Robert	Independent
CALLAGHAN Joanne	Animal Justice Party
CHAND Manish	
CHAND Mukesh	Independent
CHAND Shival	
CHOWDHURY Masood	Australian Labor Party (NSW Branch)
COTTER Joshua	Community First Totally Independent Party
COTTON Melanie	The Greens NSW
CRIGHTON Anne	Sustainable Australia Party - Stop Overdevelopment / Corruption
EL ASMAN Jawad	
FONUA Penisimani	Community Voice of Australia
GUPTA Rohit	

Name	Affiliation
HAGAN Lawson	Independent
HALABI Khaled	Community Voice of Australia
HARRIS Evan	Independent
HATCH Taumaoe (Tammy)	Community First Totally Independent Party
HLAVATY Penelope	The Greens NSW
HOOPER Trevor	Sustainable Australia Party - Stop Overdevelopment / Corruption
HOSSAIN Khurshida	Community Voice of Australia
HOWLADAR Tanveer	Community Voice of Australia
HUNT Karen	Australian Labor Party (NSW Branch)
HUSSAIN Faiyaz	
IQBAL Abul	Community Voice of Australia
ISLAM Asiful	
ISON Coral	The Greens NSW
JABER Bellal	Community Voice of Australia
JAYASEELAN Deeban	Sustainable Australia Party - Stop Overdevelopment / Corruption
KARKI Sajjan	Community Voice of Australia
KEATON Mark	Community First Totally Independent Party
KELLY Ian	Community First Totally Independent Party
KHALIL Muhamad (Masud)	Community Voice of Australia
KHAN Farzana	Community Voice of Australia
KHAN Morsheda	Community Voice of Australia
KHAN Parvez	Australian Labor Party (NSW Branch)
LONGFORD Timothy	Sustainable Australia Party - Stop Overdevelopment / Corruption
LOUND Darcy	Australian Labor Party (NSW Branch)
MACRIS Stephen	Sustainable Australia Party - Stop Overdevelopment / Corruption
MCEWAN Amy	Sustainable Australia Party - Stop Overdevelopment / Corruption
MCEWAN Cameron	Sustainable Australia Party - Stop Overdevelopment / Corruption
MORRISON Warren	Community First Totally Independent Party
OATES Meg	Australian Labor Party (NSW Branch)
POOLE Stephanie	Animal Justice Party
PYE Jaydn	The Greens NSW
RAHMAN Ashiqur (Ash)	Australian Labor Party (NSW Branch)
RAHMAN Md Ataur	Community Voice of Australia

Name	Affiliation
RIORDAN Lisa	Animal Justice Party
RIVERA Jayden	The Greens NSW
SIDDIQUI Md	Community Voice of Australia
SINGH Francis	
SKANDARI Mina	Australian Labor Party (NSW Branch)
STELLINO Matthew	Animal Justice Party
THOMPSON Annika	Independent
TIERNAN Hailey	Animal Justice Party
TRIEBELS Theo (Tao)	The Greens NSW
VAN DER SCHYFF Angus	Independent
WALDRON HAHN Victoria	The Greens NSW
WARD David	Animal Justice Party
WEBLIN David	Australian Labor Party (NSW Branch)
WISNIEWSKA Isabella	Australian Labor Party (NSW Branch)
ZAHRA Adam	Independent
ZAHRA Marie	Independent
ZAHRA Matthew	Independent
ZAHRA Tatum	Independent
ZARZOUR Patrick	Community First Totally Independent Party

Candidate nominations rejected/withdrawn: 1 rejected

Election operations

Number of staff: 440

Number of pre-poll centres: 5

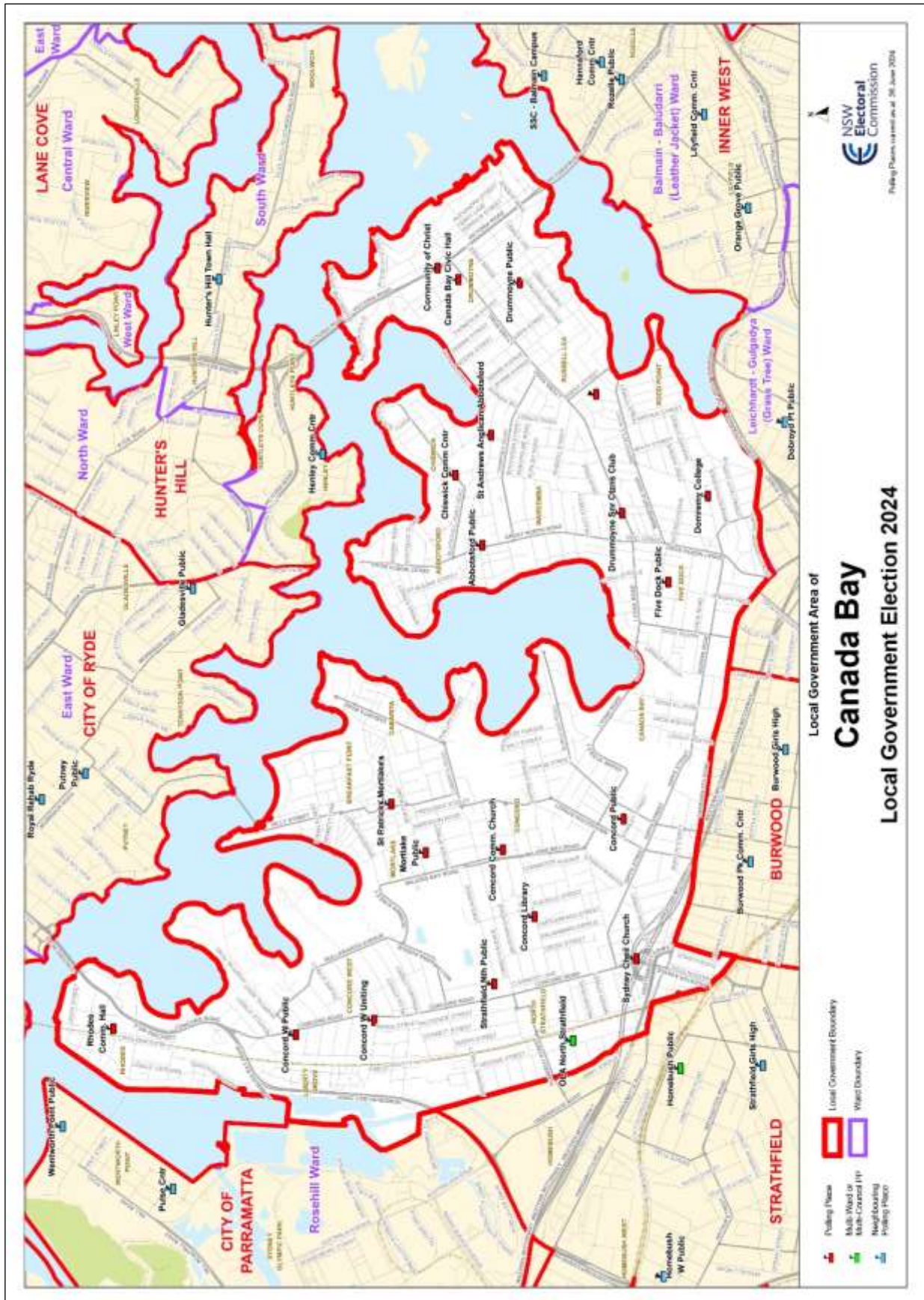
Number of election day polling places: 44

Number of declared institutions: 5

Returning Officer's office: 91 Queen Street, Campbelltown NSW 2560

Public registers: View the registers of candidates, groups, third-party campaigners, parties, party agents, senior office holders, associated entities and official agents, third-party lobbyists, and non-prohibited donors for the 2024 NSW Local Government elections on the [NSW Electoral Commission's website](#).

City of Canada Bay Council



Canada Bay election summary

Undivided council

Type of election conducted: Councillor (election of 8 councillors) | Mayor

Council enrolment: 59,255 **Residential roll:** 59,249 **Non-residential roll:** 6

Apparent failure to vote notices issued: 6,567 (11.1% of the residential roll)

Councillor election

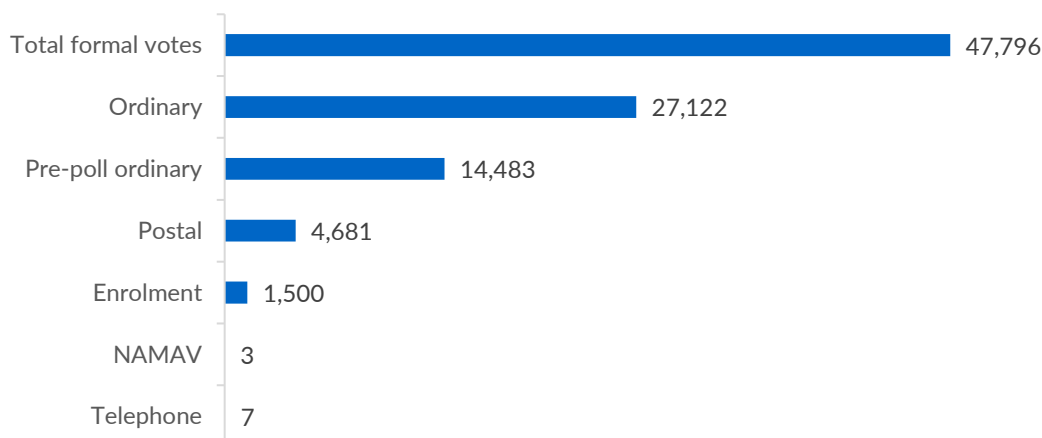
Councillor election total votes: 50,388 **Formal:** 47,796 **Informal:** 2,592 **Formality rate:** 94.9%

Participation rate: 86.2%

Elected councillors (alphabetical by surname)

Councillor name	Affiliation
BAZOUNI Anthony	The Liberal Party Of Australia, New South Wales Division
CIRILLO Maria	Australian Labor Party (NSW Branch)
FERGUSON Andrew	Australian Labor Party (NSW Branch)
JAGO Charles	The Greens NSW
LEE Eunbong (Sylvia)	The Liberal Party Of Australia, New South Wales Division
MANSFORD David	Australian Labor Party (NSW Branch)
MEUROSS Mastourah	The Liberal Party Of Australia, New South Wales Division
ROBINSON Hugo	The Liberal Party Of Australia, New South Wales Division

Formal votes cast by vote type for the councillor election



Councillor candidate nominations (alphabetical by surname)

Name	Affiliation
ADAMS Tony	The Greens NSW
ANDREACCHIO Samantha	The Liberal Party Of Australia, New South Wales Division
BAZOUNI Anthony	The Liberal Party Of Australia, New South Wales Division
BURT Chris	The Liberal Party Of Australia, New South Wales Division
CIRILLO Maria	Australian Labor Party (NSW Branch)
FERGUSON Andrew	Australian Labor Party (NSW Branch)
GOYAL Vivek	Australian Labor Party (NSW Branch)
HANDLEY Jessica	Australian Labor Party (NSW Branch)
JAGO Charles	The Greens NSW
LEE Eunbong (Sylvia)	The Liberal Party Of Australia, New South Wales Division
LI Xiaojun	Australian Labor Party (NSW Branch)
LING Tailoi	The Greens NSW
MANSFORD David	Australian Labor Party (NSW Branch)
MEGNA Michael	The Liberal Party Of Australia, New South Wales Division
MEUROSS Mastourah	The Liberal Party Of Australia, New South Wales Division
PUDNIKS Kurt	Libertarian Party (Formerly Liberal Democrats)
ROBINSON Hugo	The Liberal Party Of Australia, New South Wales Division
SMITH Neil	The Greens NSW
TYRRELL Pauline	The Greens NSW
ZERK Kathryn	Australian Labor Party (NSW Branch)

Mayoral election

Mayoral election total votes: 50,393 **Formal:** 48,689 (96.6%) **Informal:** 1,704 (3.4%) **Participation rate:** 86.2%

Elected mayor: MEGNA Michael, The Liberal Party Of Australia, New South Wales Division

Mayoral candidate nominations (alphabetical by surname)

Name	Affiliation
FERGUSON Andrew	Australian Labor Party (NSW Branch)
JAGO Charles	The Greens NSW
MEGNA Michael	The Liberal Party Of Australia, New South Wales Division

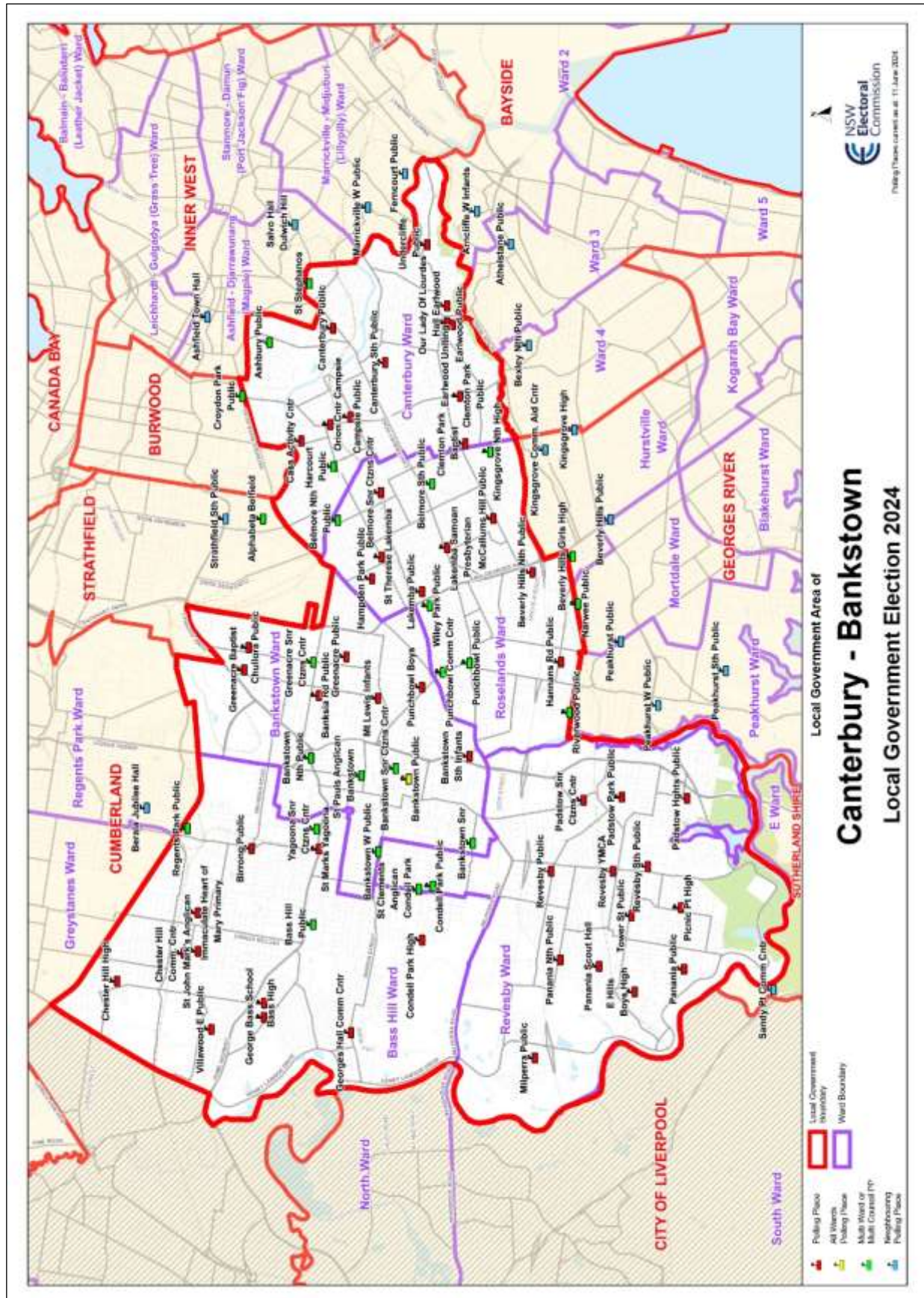
Election operations

Number of staff: 223	Number of pre-poll centres: 3
Number of election day polling places: 22	Number of declared institutions: 9

Returning Officer’s office: 52 Hampstead Road, Homebush West NSW 2140

Public registers: View the registers of candidates, groups, third-party campaigners, parties, party agents, senior office holders, associated entities and official agents, third-party lobbyists, and non-prohibited donors for the 2024 NSW Local Government elections on the [NSW Electoral Commission's website](#).

Canterbury-Bankstown Council



Canterbury-Bankstown election summary

Divided council: Bankstown Ward | Bass Hill Ward | Canterbury Ward | Revesby Ward | Roselands Ward

Type of election conducted: Councillor (election of 15 councillors, 3 from each ward)

Council enrolment: 236,472 **Residential roll:** 236,469 **Non-residential roll:** 3

Apparent failure to vote notices issued: 33,515 (14.2% of the residential roll)

Councillor election

Councillor election total votes: 194,773 **Formal:** 175,196 **Informal:** 19,577 **Formality rate:** 89.9%

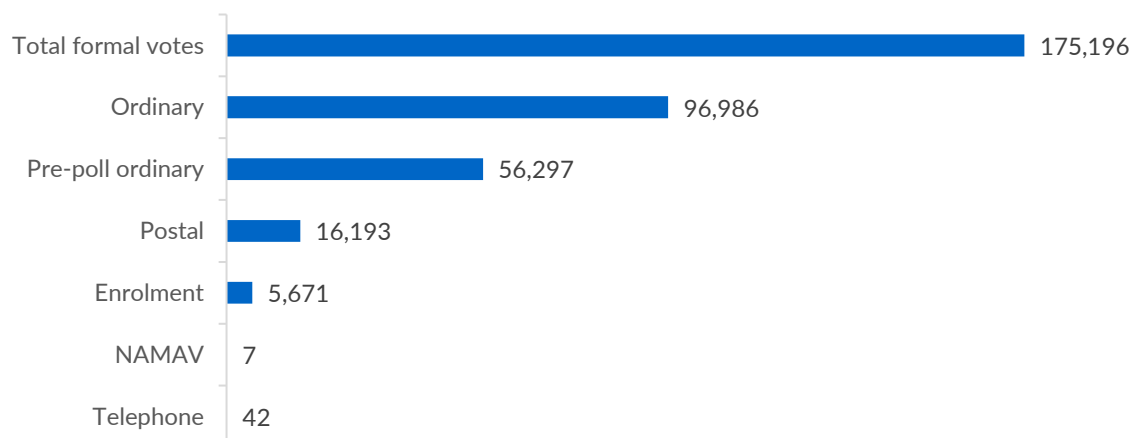
Participation rate: 83.7%

Formality and participation by ward: **Ward:** Bankstown **Formality rate:** 89.6% **Participation rate:** 81.2%
Ward: Bass Hill **Formality rate:** 88.2% **Participation rate:** 81.4% | **Ward:** Canterbury **Formality rate:** 91.3%
Participation rate: 85.9% | **Ward:** Revesby **Formality rate:** 93.3% **Participation rate:** 86.9%
Ward: Roselands **Formality rate:** 86.8% **Participation rate:** 83.0%

Elected councillors (alphabetical by surname, by ward)

Ward	Councillor name	Affiliation
Bankstown Ward	ASFOUR Khal	Australian Labor Party (NSW Branch)
Bankstown Ward	EL-HAYEK Bilal	Australian Labor Party (NSW Branch)
Bankstown Ward	ZAKHIA George	The Liberal Party Of Australia, New South Wales Division
Bass Hill Ward	ABU-SAMEN Saud	Community Voice of Australia
Bass Hill Ward	CAHILL Christopher	Australian Labor Party (NSW Branch)
Bass Hill Ward	HARIKA Rachelle	Australian Labor Party (NSW Branch)
Canterbury Ward	BLOOD Conroy	The Greens NSW
Canterbury Ward	COOREY Barbara	Independent
Canterbury Ward	RAFFAN Clare	Australian Labor Party (NSW Branch)
Revesby Ward	LINDSAY Wendy	The Liberal Party Of Australia, New South Wales Division
Revesby Ward	WALSH David	Australian Labor Party (NSW Branch)
Revesby Ward	WALTHER Jennifer	The Liberal Party Of Australia, New South Wales Division
Roselands Ward	AKTHER Sherin	Australian Labor Party (NSW Branch)
Roselands Ward	SALEH K	Australian Labor Party (NSW Branch)
Roselands Ward	STAVRINOS Harry	Our Local Community

Formal votes cast by vote type for the councillor election



Councillor candidate nominations (alphabetical by surname, by ward)

Ward	Name	Affiliation
Bankstown Ward	ABU-SAMEN Yousef	Community Voice of Australia
Bankstown Ward	AHMAD Abrar	The Greens NSW
Bankstown Ward	AKHTER Selina	The Liberal Party Of Australia, New South Wales Division
Bankstown Ward	ASFOUR Khal	Australian Labor Party (NSW Branch)
Bankstown Ward	EL KAZZI Roy	Libertarian Party (Formerly Liberal Democrats)
Bankstown Ward	EL-ADIB Amer	Community Voice of Australia
Bankstown Ward	EL-HAYEK Bilal	Australian Labor Party (NSW Branch)
Bankstown Ward	FRAITEKH Nahed	The Greens NSW
Bankstown Ward	HADCHITI Vanessa	Libertarian Party (Formerly Liberal Democrats)
Bankstown Ward	HUSSEIN Mahmoud	Independent
Bankstown Ward	KABIR Mohammad	Community Voice of Australia
Bankstown Ward	KY John	The Greens NSW
Bankstown Ward	LAM Erika	Australian Labor Party (NSW Branch)
Bankstown Ward	PHAN Long	The Liberal Party Of Australia, New South Wales Division
Bankstown Ward	SEREMETKOSKI Kristofer	Libertarian Party (Formerly Liberal Democrats)
Bankstown Ward	SHADID Yasmeen	Independent
Bankstown Ward	TAWK Michel Antonios	Independent
Bankstown Ward	ZAKHIA George	The Liberal Party Of Australia, New South Wales Division
Bass Hill Ward	ABU-SAMEN Saud	Community Voice of Australia
Bass Hill Ward	AWAD Ayman	Australian Labor Party (NSW Branch)
Bass Hill Ward	CAHILL Christopher	Australian Labor Party (NSW Branch)

Ward	Name	Affiliation
Bass Hill Ward	ELOMARI Doha-Donna	Independent
Bass Hill Ward	HADCHITI John	Libertarian Party (Formerly Liberal Democrats)
Bass Hill Ward	HARIKA Rachelle	Australian Labor Party (NSW Branch)
Bass Hill Ward	IBRAHIM Wissam	Libertarian Party (Formerly Liberal Democrats)
Bass Hill Ward	KHAN Huzaifa	Community Voice of Australia
Bass Hill Ward	OMARI Nabil	Independent
Bass Hill Ward	SAIFO Talal	Independent
Bass Hill Ward	SINOSIC Elvis	Libertarian Party (Formerly Liberal Democrats)
Bass Hill Ward	WINTERBOTTOM Allan	Community Voice of Australia
Canterbury Ward	BARAKAT Christine	Independent
Canterbury Ward	BLOOD Conroy	The Greens NSW
Canterbury Ward	COOREY Barbara	Independent
Canterbury Ward	DAIBES George	Independent
Canterbury Ward	DARGHAM Waroud	Independent
Canterbury Ward	EISLER Linda	The Greens NSW
Canterbury Ward	HARAN Stephen	Independent
Canterbury Ward	HUANG Chuan-Hui	Australia Multinational Unity INC
Canterbury Ward	MOORE Joshua	Libertarian Party (Formerly Liberal Democrats)
Canterbury Ward	MORKOS DOUAIHY Julie	Libertarian Party (Formerly Liberal Democrats)
Canterbury Ward	PAN Louis	Australian Labor Party (NSW Branch)
Canterbury Ward	RAFFAN Clare	Australian Labor Party (NSW Branch)
Canterbury Ward	SCHOTT Bradley	The Greens NSW
Canterbury Ward	VAITSAS Con	Australian Labor Party (NSW Branch)
Canterbury Ward	VELLA Martin	Independent
Canterbury Ward	XANTHAKOS Alik	Independent
Canterbury Ward	XIE Carol	Australia Multinational Unity INC
Canterbury Ward	ZHONG Bei	Australia Multinational Unity INC
Revesby Ward	AL-MIZIAB Alwalid	Community Voice of Australia
Revesby Ward	ARABI Hicham	Community Voice of Australia
Revesby Ward	ARIF Rizwan	Community Voice of Australia
Revesby Ward	ASHTON Gemma	Australian Labor Party (NSW Branch)
Revesby Ward	AZAR Mario	Libertarian Party (Formerly Liberal Democrats)

Ward	Name	Affiliation
Revesby Ward	CUTCHER Ned	The Greens NSW
Revesby Ward	DALRYMPLE Garry	Australian Democrats (NSW)
Revesby Ward	HANNA Natalie	The Greens NSW
Revesby Ward	JORDAN Kath	The Greens NSW
Revesby Ward	LINDSAY Wendy	The Liberal Party Of Australia, New South Wales Division
Revesby Ward	MARQUEZ-OBEID Marlene	Independent
Revesby Ward	MOMIRCEVSKI Marika	Libertarian Party (Formerly Liberal Democrats)
Revesby Ward	NGUYEN Phan	Australian Democrats (NSW)
Revesby Ward	NOONAN Richard	The Liberal Party Of Australia, New South Wales Division
Revesby Ward	PEARCE Phillip	Australian Democrats (NSW)
Revesby Ward	POCOCK Oliver	Australian Labor Party (NSW Branch)
Revesby Ward	TROUSAS George	Libertarian Party (Formerly Liberal Democrats)
Revesby Ward	WALSH David	Australian Labor Party (NSW Branch)
Revesby Ward	WALTHER Jennifer	The Liberal Party Of Australia, New South Wales Division
Roselands Ward	ABOU-HAIDAR Dorlene	Animal Justice Party
Roselands Ward	AKTER Sazeda	The Liberal Party Of Australia, New South Wales Division
Roselands Ward	AKTHER Sherin	Australian Labor Party (NSW Branch)
Roselands Ward	ALAM Rakibul	Independent
Roselands Ward	DIFRANCESCO Maria	Our Local Community
Roselands Ward	GAUTAM Anisha	The Greens NSW
Roselands Ward	HOSSAIN Solaiman	Community Voice of Australia
Roselands Ward	KADEH Imad	
Roselands Ward	KHANDAKUR Fahmida	Independent
Roselands Ward	MAHMUD Sameer	Community Voice of Australia
Roselands Ward	MCCLURE Zoe	The Greens NSW
Roselands Ward	MOHAMMED Elsadig	Independent
Roselands Ward	MOSTAIN Maria	Independent
Roselands Ward	MOUJALLI Raymond	Our Local Community
Roselands Ward	NICHOLLS Carmel	Libertarian Party (Formerly Liberal Democrats)
Roselands Ward	O'REILLY Raymond	Libertarian Party (Formerly Liberal Democrats)
Roselands Ward	PALLY Faizun	Community Voice of Australia
Roselands Ward	PICKERING Rachael	Independent

Ward	Name	Affiliation
Roselands Ward	RAHMAN Mohammad Mahbub	Independent
Roselands Ward	RAJKUMAR Shilpa	The Greens NSW
Roselands Ward	SALEH H	Australian Labor Party (NSW Branch)
Roselands Ward	SALEH K	Australian Labor Party (NSW Branch)
Roselands Ward	SHAIKH MOHAMMED Taher	Independent
Roselands Ward	SHARIF Rana	Independent
Roselands Ward	SHIKDER Ali	Independent
Roselands Ward	SMALING Mark	Libertarian Party (Formerly Liberal Democrats)
Roselands Ward	STAFFORD Brad	Animal Justice Party
Roselands Ward	STAVRINOS Harry	Our Local Community
Roselands Ward	WARD Louise	Animal Justice Party
Roselands Ward	ZAMAN Mohammad	The Liberal Party Of Australia, New South Wales Division

Candidate nominations rejected/withdrawn: 1 withdrawn (Canterbury Ward); 3 rejected (Revesby Ward); 5 rejected (Roselands Ward)

Election operations

Number of staff: 802

Number of pre-poll centres: 10

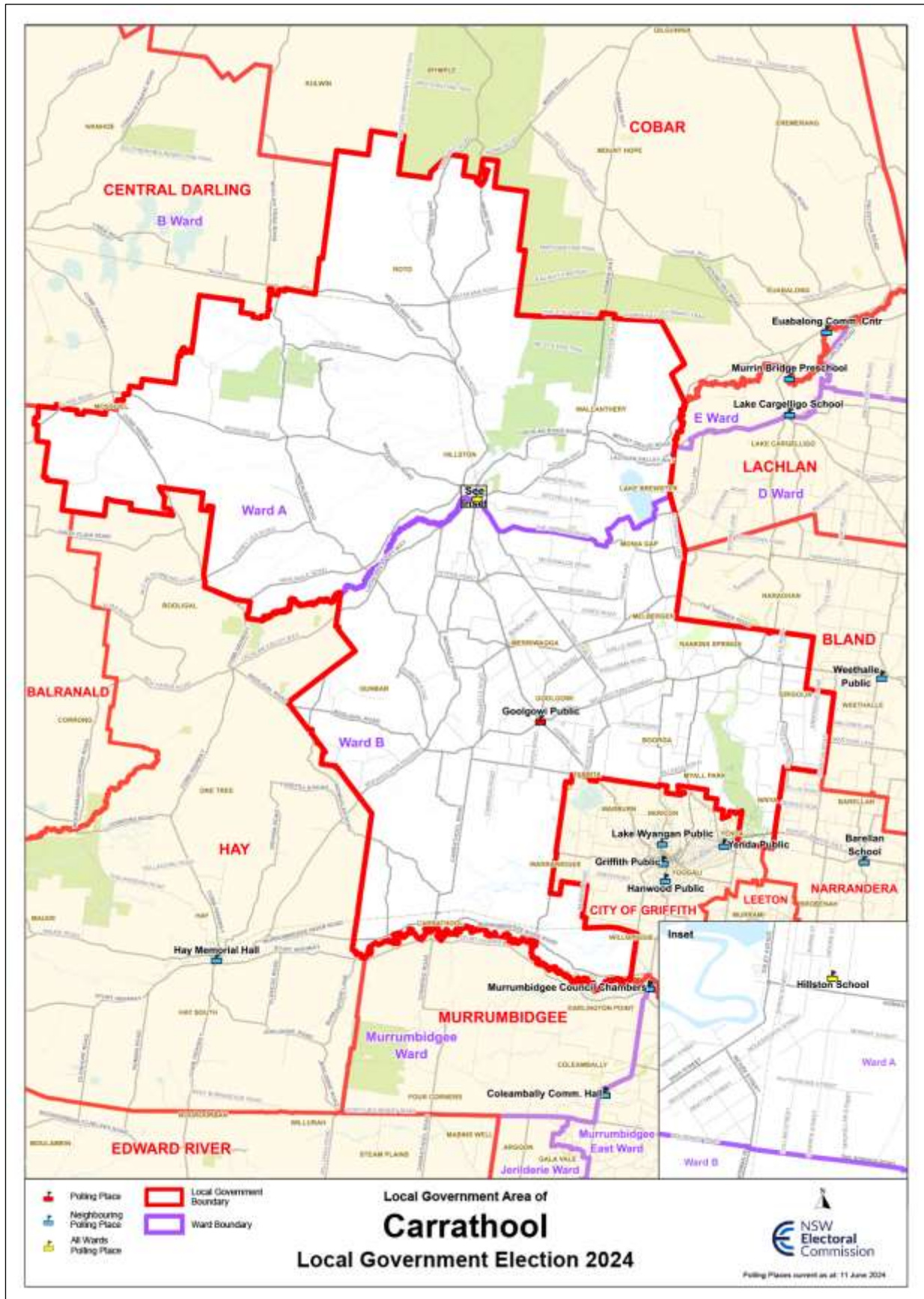
Number of election day polling places: 77

Number of declared institutions: 17

Returning Officer's office: Level 11, 66-72 Rickard Road, Bankstown NSW 2200

Public registers: View the registers of candidates, groups, third-party campaigners, parties, party agents, senior office holders, associated entities and official agents, third-party lobbyists, and non-prohibited donors for the 2024 NSW Local Government elections on the [NSW Electoral Commission's website](#).

Carrathool Shire Council



Carrathool election summary

Divided council: Ward A | Ward B

Type of election conducted: Councillor (election of 10 councillors, 5 from each ward)

Council enrolment: 1,800 **Residential roll:** 1,800 **Non-residential roll:** 0

Apparent failure to vote notices issued: 382 (21.2% of the residential roll)

Councillor election

Councillor election total votes: 1,338 **Formal:** 1,291 **Informal:** 47 **Formality rate:** 96.5% **Participation rate:** 76.4%

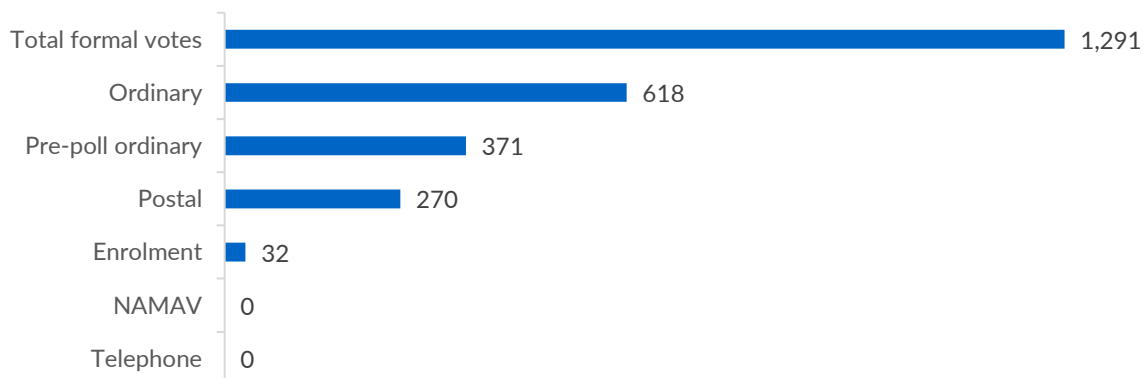
Formality and participation by ward: Ward: A **Formality rate:** 97.6% **Participation rate:** 79.1%

Ward: B **Formality rate:** 95.3% **Participation rate:** 73.8%

Elected councillors (alphabetical by surname, by ward)

Ward	Councillor name	Affiliation
Ward A	FENSOM David	
Ward A	JARDINE Darryl	
Ward A	LYALL Heather	Independent
Ward A	MCKEON Craig	
Ward A	PETERS Geoffrey	Independent
Ward B	ARMSTRONG Michael	
Ward B	FURNER Beverley	
Ward B	PARSONS Jamie	
Ward B	SMITH Nicholas	
Ward B	YOUNG Anne-Maree	Independent

Formal votes cast by vote type for the councillor election



Councillor candidate nominations (alphabetical by surname, by ward)

Ward	Name	Affiliation
Ward A	FENSOM David	
Ward A	JARDINE Darryl	
Ward A	LYALL Heather	Independent
Ward A	MCKEON Craig	
Ward A	PETERS Geoffrey	Independent
Ward A	POTTER Julie	Independent
Ward B	ARMSTRONG Michael	
Ward B	BURCHAM David	Independent
Ward B	FURNER Beverley	
Ward B	LIDDICOAT Damon	
Ward B	MICKAN Jeffrey	Independent
Ward B	PARSONS Jamie	
Ward B	SMITH Nicholas	
Ward B	YOUNG Anne-Maree	Independent

Election operations

Number of staff: 16

Number of pre-poll centres: 2

Number of election day polling places: 2

Number of declared institutions: 0

Returning Officer's office: 15 Merrowie Street, Griffith NSW 2680

Public registers: View the registers of candidates, groups, third-party campaigners, parties, party agents, senior office holders, associated entities and official agents, third-party lobbyists, and non-prohibited donors for the 2024 NSW Local Government elections on the [NSW Electoral Commission's website](#).

Central Coast Council



Central Coast election summary

Divided council: Budgewoi Ward | Gosford East Ward | Gosford West Ward | The Entrance Ward | Wyong Ward

Type of election conducted: Councillor (election of 15 councillors, 3 from each ward) | Referendum

Council enrolment: 260,408 **Residential roll:** 260,397 **Non-residential roll:** 11

Apparent failure to vote notices issued: 37,177 (14.3% of the residential roll)

Councillor election

Councillor election total votes: 213,251 **Formal:** 195,193 **Informal:** 18,058 **Formality rate:** 91.5%

Participation rate: 82.9%

Formality and participation by ward: **Ward:** Budgewoi **Formality rate:** 89.2% **Participation rate:** 82.3%

Ward: Gosford East **Formality rate:** 92.1% **Participation rate:** 83.8% | **Ward:** Gosford West **Formality rate:** 91.5%

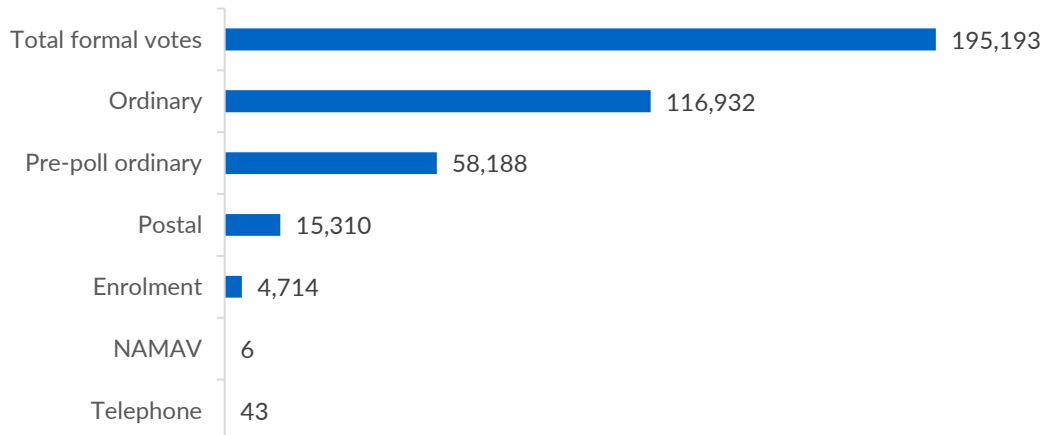
Participation rate: 83.0% | **Ward:** The Entrance **Formality rate:** 92.2% **Participation rate:** 82.3% | **Ward:** Wyong

Formality rate: 92.7% **Participation rate:** 82.9%

Elected councillors (alphabetical by surname, by ward)

Ward	Councillor name	Affiliation
Budgewoi Ward	CROWLEY Helen	Australian Labor Party (NSW Branch)
Budgewoi Ward	EATON Douglas	
Budgewoi Ward	MOULAND John	Independent
Gosford East Ward	McKINNA Lawrie	Independent
Gosford East Ward	WALSH Sharon	Australian Labor Party (NSW Branch)
Gosford East Ward	WRIGHT Jared	The Liberal Party Of Australia, New South Wales Division
Gosford West Ward	MCWAIDE Trent	The Liberal Party Of Australia, New South Wales Division
Gosford West Ward	NEAL Belinda	Australian Labor Party (NSW Branch)
Gosford West Ward	SMITH Jane	Independent
The Entrance Ward	CASTLES Margot	Australian Labor Party (NSW Branch)
The Entrance Ward	LAMONT Corinne	Independent
The Entrance Ward	STANTON Rachel	The Liberal Party Of Australia, New South Wales Division
Wyong Ward	DANIELS Kyla	Independent
Wyong Ward	MACGREGOR Kyle	Australian Labor Party (NSW Branch)
Wyong Ward	MCNAMARA John	The Liberal Party Of Australia, New South Wales Division

Formal votes cast by vote type for the councillor election



Councillor candidate nominations (alphabetical by surname, by ward)

Ward	Name	Affiliation
Budgewoi	ALCANAR Anabelle	Central Coast Heart
Budgewoi	BAISTOW Chantelle	The Greens NSW
Budgewoi	BEST Greg	
Budgewoi	BURNS Sarah	Australian Labor Party (NSW Branch)
Budgewoi	CONNOR Cath	The Greens NSW
Budgewoi	COOPER Joy	Australian Labor Party (NSW Branch)
Budgewoi	COWAN Mitchell	Independent
Budgewoi	CROWLEY Helen	Australian Labor Party (NSW Branch)
Budgewoi	EATON Douglas	
Budgewoi	HARRIS Sandra	Independent
Budgewoi	KOZAK Kenneth	Independent
Budgewoi	LAZATIN Diana	Central Coast Heart
Budgewoi	MOULAND John	Independent
Budgewoi	McDONALD Allan	
Budgewoi	WACHER Edna	Central Coast Heart
Budgewoi	WADE Paul	Independent
Budgewoi	WYNN Sue	The Greens NSW
Gosford East	ANDREWS Sharon	Independent
Gosford East	BOCKING Dee	The Liberal Party Of Australia, New South Wales Division
Gosford East	COLLINS Victoria	Australian Labor Party (NSW Branch)

Ward	Name	Affiliation
Gosford East	DE LAMBERT Rosemary	Independent
Gosford East	DRAKE Trevor	Australian Labor Party (NSW Branch)
Gosford East	FARMER Pat	Independent
Gosford East	KINGS David	Independent
Gosford East	LAWTON Clive	Independent
Gosford East	McKINNA Lawrie	Independent
Gosford East	PATERSON George	Independent
Gosford East	WALSH Sharon	Australian Labor Party (NSW Branch)
Gosford East	WRIGHT Jared	The Liberal Party Of Australia, New South Wales Division
Gosford West	ABOU-CHEDID Daniel	Independent
Gosford West	BAKER Andrew	Independent
Gosford West	BELLAMY Lisa	Independent
Gosford West	BLAKEWAY Sarah	Independent
Gosford West	BROOKS Kevin	Independent
Gosford West	CHAPMAN Paul	Independent
Gosford West	ELLIS Mark	Australian Labor Party (NSW Branch)
Gosford West	ERLIN Lee	Independent
Gosford West	FERGUSON Neil	Independent
Gosford West	LOWBRIDGE Kylie	The Liberal Party Of Australia, New South Wales Division
Gosford West	MCWAIDE Trent	The Liberal Party Of Australia, New South Wales Division
Gosford West	MULQUEENEY Tegan	Independent
Gosford West	McARDLE Adam	Australian Labor Party (NSW Branch)
Gosford West	NEAL Belinda	Australian Labor Party (NSW Branch)
Gosford West	PAPPAS Alan	The Liberal Party Of Australia, New South Wales Division
Gosford West	RICHARDS Julian	Independent
Gosford West	SIZER Stephen	Independent
Gosford West	SMITH Jane	Independent
Gosford West	WADE Alison	Independent
Gosford West	WRILEY Lisa	Independent
The Entrance	BROWNLEE Sharryn	Independent
The Entrance	CARTER Sam	
The Entrance	CASTLES Margot	Australian Labor Party (NSW Branch)

Ward	Name	Affiliation
The Entrance	HOOD Stephen	The Liberal Party Of Australia, New South Wales Division
The Entrance	HULL Skaie	Independent
The Entrance	JEFFREY Matthew	Australian Labor Party (NSW Branch)
The Entrance	LAMONT Corinne	Independent
The Entrance	LONG Dale	Independent
The Entrance	MURPHY Patrick	Animal Justice Party
The Entrance	PAVITT Joan	Australian Labor Party (NSW Branch)
The Entrance	PELAREK Fardin	Animal Justice Party
The Entrance	PERREM Tracey	The Liberal Party Of Australia, New South Wales Division
The Entrance	RYAN Sarah	Animal Justice Party
The Entrance	SMILEY Rebecca	
The Entrance	SMITH Calvin	Independent
The Entrance	STANTON Rachel	The Liberal Party Of Australia, New South Wales Division
Wyong	BURGIN Alexander	Independent
Wyong	CRAIG Daniel	Independent
Wyong	DANIELS Kyla	Independent
Wyong	FERGUSON Jennifer	The Liberal Party Of Australia, New South Wales Division
Wyong	GOULD Melanie	Australian Labor Party (NSW Branch)
Wyong	MACGREGOR Kyle	Australian Labor Party (NSW Branch)
Wyong	MCNAMARA John	The Liberal Party Of Australia, New South Wales Division
Wyong	MILLWARD Jara	Independent
Wyong	RUSSELL Wade	The Liberal Party Of Australia, New South Wales Division
Wyong	SCHREI Evan	Australian Labor Party (NSW Branch)
Wyong	STONE Natasha	Independent
Wyong	WHITTINGTON Michael	Independent

Candidate nominations rejected/withdrawn: 1 rejected (Gosford East Ward)

Constitutional referendum

Referendum question: Do you favour a reduction in the number of Central Coast Councillors from 15 to 9 and a reduction in the number of wards from 5 to 3, with each ward electing 3 councillors?

Referendum outcome: Yes (Yes: 61.7%; No: 38.3%)

Election operations

Number of staff: 865

Number of pre-poll centres: 10

Number of election day polling places: 101

Number of declared institutions: 29

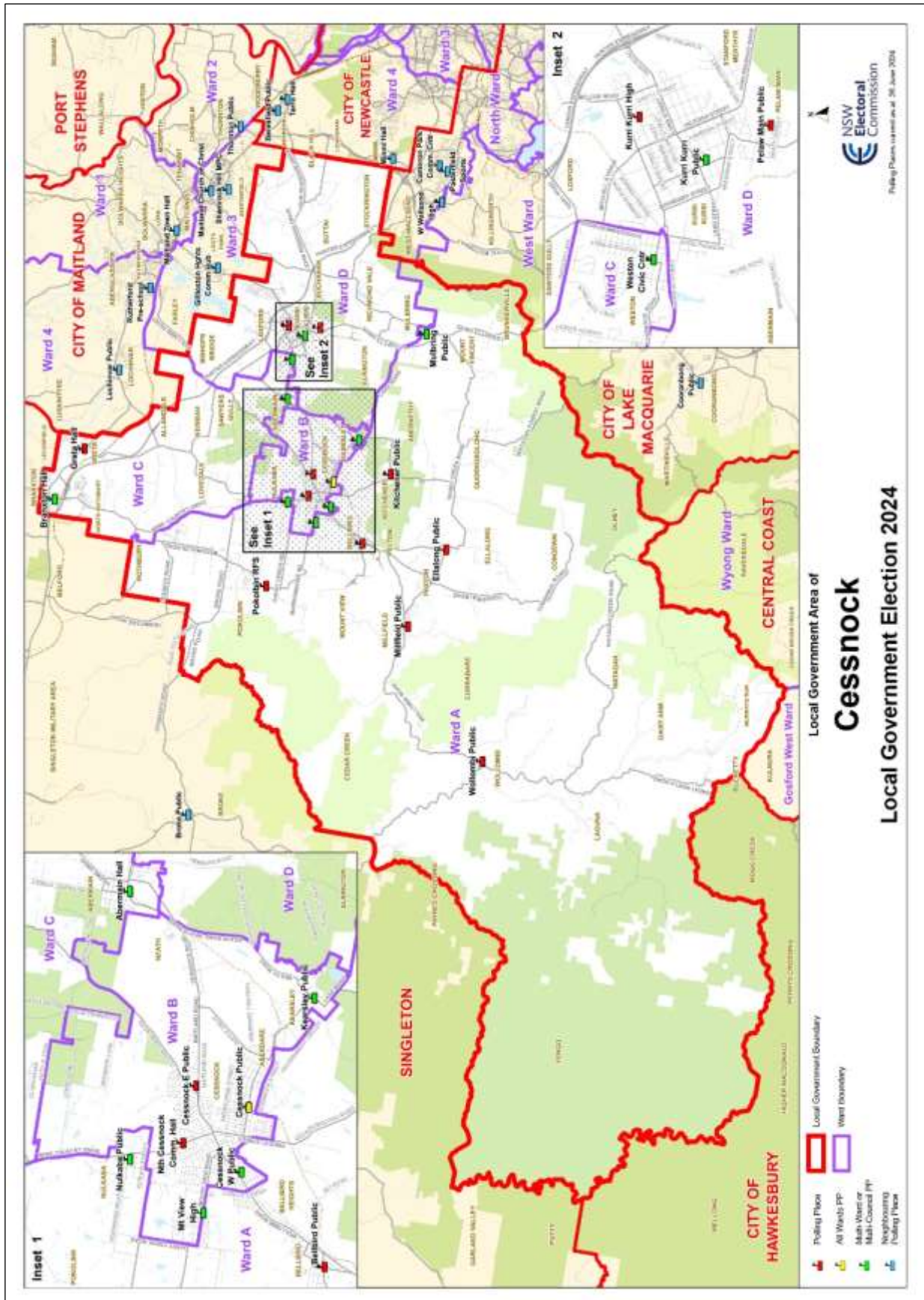
Returning Officer's office: 1-3/1 Pioneer Drive, Tuggerah NSW 2259

Public registers: View the registers of candidates, groups, third-party campaigners, parties, party agents, senior office holders, associated entities and official agents, third-party lobbyists, and non-prohibited donors for the 2024 NSW Local Government elections on the [NSW Electoral Commission's website](#).

Central Darling Shire Council

The Central Darling Shire Council was in administration at the time of the 2024 NSW Local Government elections and did not conduct an election.

Cessnock City Council



Cessnock election summary

Divided council: Ward A | Ward B | Ward C | Ward D

Type of election conducted: Councillor (election of 12 councillors, 3 from each ward) | Mayor

Council enrolment: 49,457 **Residential roll:** 49,454 **Non-residential roll:** 3

Apparent failure to vote notices issued: 6,239 (12.6% of the residential roll)

Councillor election

Councillor election total votes: 42,194 **Formal:** 38,289 **Informal:** 3,905 **Formality rate:** 90.7%

Participation rate: 86.3%

Formality and participation by ward: Ward: A **Formality rate:** 92.6% **Participation rate:** 86.3%

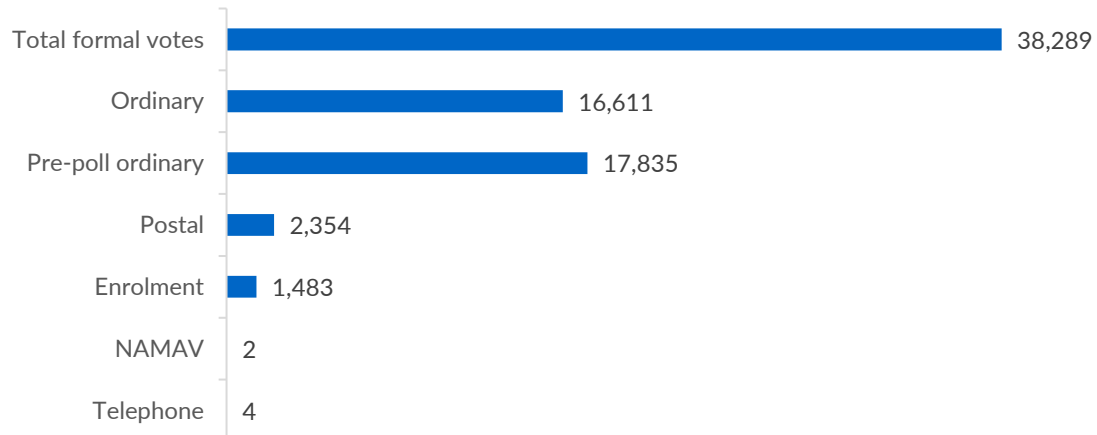
Ward: B **Formality rate:** 90.6% **Participation rate:** 85.1% | Ward: C **Formality rate:** 89.9% **Participation rate:** 86.4%

Ward: D **Formality rate:** 89.9% **Participation rate:** 87.3%

Elected councillors (alphabetical by surname, by ward)

Ward	Councillor name	Affiliation
Ward A	HARRINGTON Tracey	Independent
Ward A	JURD Jessica	Independent
Ward A	SUVAAL Jay	Australian Labor Party (NSW Branch)
Ward B	KING Quintin	Independent
Ward B	MADDEN Chris	Australian Labor Party (NSW Branch)
Ward B	PASCOE Sarah	Independent
Ward C	LEA Mitchell	Australian Labor Party (NSW Branch)
Ward C	MASON Mark	Independent
Ward C	PALMOWSKI Sophie	Australian Labor Party (NSW Branch)
Ward D	DIXON Susanne	Independent
Ward D	GRINE Rosa	Australian Labor Party (NSW Branch)
Ward D	HILL Mitchell	Australian Labor Party (NSW Branch)

Formal votes cast by vote type for the councillor election



Councillor candidate nominations (alphabetical by surname, by ward)

Ward	Name	Affiliation
Ward A	DRUMMOND Averil	The Greens NSW
Ward A	GILMOUR Greg	The Greens NSW
Ward A	HARRINGTON Tracey	Independent
Ward A	HAWKINS James	Australian Labor Party (NSW Branch)
Ward A	JURD Jessica	Independent
Ward A	KENNEDY Sharon	Independent
Ward A	MCLENNAN Charlie	Australian Labor Party (NSW Branch)
Ward A	NAIRN Llynda	The Greens NSW
Ward A	SUVAAL Jay	Australian Labor Party (NSW Branch)
Ward B	BANGURA Fatmata	Australian Labor Party (NSW Branch)
Ward B	CABAN Colin	Independent
Ward B	GEORGE Steve	Australian Labor Party (NSW Branch)
Ward B	KING Brett	Independent
Ward B	KING Quintin	Independent
Ward B	MADDEN Chris	Australian Labor Party (NSW Branch)
Ward B	PASCOE Sarah	Independent
Ward B	PEEL Brendan	Independent
Ward B	SMITH Naomi	Independent
Ward C	DEREWIANKA-BOWES Cameron	Independent
Ward C	FRANKLIN Jack	Independent

Ward	Name	Affiliation
Ward C	LEA Mitchell	Australian Labor Party (NSW Branch)
Ward C	MAHER Nick	Independent
Ward C	MASON Mark	Independent
Ward C	PALMOWSKI Sophie	Australian Labor Party (NSW Branch)
Ward C	SANDER Anne	Australian Labor Party (NSW Branch)
Ward C	THOMAS Rachael	Independent
Ward C	WATTON Daniel	Independent
Ward D	COCKING David	Independent
Ward D	DAVIES Graeme	Animal Justice Party
Ward D	DAVIES Victoria	Animal Justice Party
Ward D	DIXON Susanne	Independent
Ward D	DUNNE Deb	Australian Labor Party (NSW Branch)
Ward D	GRINE Rosa	Australian Labor Party (NSW Branch)
Ward D	HILL Mitchell	Australian Labor Party (NSW Branch)
Ward D	McCONDACH Anne	Animal Justice Party
Ward D	PARKER Chris	Independent

Candidate nominations rejected/withdrawn: 3 rejected (Ward A); 3 rejected (Ward B); 3 rejected (Ward C); 3 rejected (Ward D)

Mayoral election

Mayor election total votes: 42,259 **Formal:** 39,729 (94%) **Informal:** 2,530 (6%) **Participation rate:** 86.2%

Elected mayor: WATTON Daniel, Independent

Mayoral candidate nominations (alphabetical by surname)

Name	Affiliation
NAIRN Llynda	The Greens NSW
SUVAAL Jay	Australian Labor Party (NSW Branch)
WATTON Daniel	Independent

Mayor nominations rejected/withdrawn: 1 rejected

Election operations

Number of staff: 148

Number of pre-poll centres: 3

Number of election day polling places: 21

Number of declared institutions: 5

Returning Officer's office: Shops 7 & 9, 195 Wollombi Road, Cessnock NSW 2325

Public registers: View the registers of candidates, groups, third-party campaigners, parties, party agents, senior office holders, associated entities and official agents, third-party lobbyists, and non-prohibited donors for the 2024 NSW Local Government elections on the [NSW Electoral Commission's website](#).

Clarence Valley Council



Clarence Valley election summary

Undivided council

Type of election conducted: Councillor (election of 9 councillors)

Council enrolment: 41,897 Residential roll: 41,896 Non-residential roll: 1

Apparent failure to vote notices issued: 5,719 (13.7% of the residential roll)

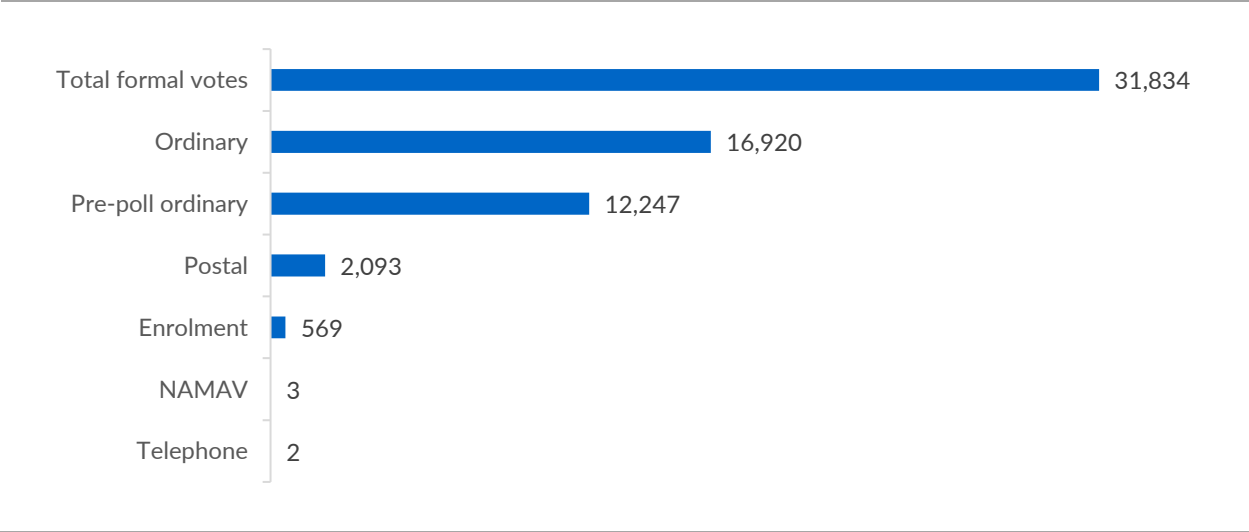
Councillor election

Councillor election total votes: 35,061 Formal: 31,834 Informal: 3,227 Formality rate: 90.8%
Participation rate: 84.5%

Elected councillors (alphabetical by surname)

Councillor name	Affiliation
CAIRNS Lynne	Independent
CAUSLEY Shane	
CLANCY Greg	The Greens NSW
JOHNSTONE Peter	Independent
NOVAK Debrah	Independent
SMITH Ray	Independent
TOMS Karen	Independent
WHAITES Allison	Independent
YAGER Cristie	Independent

Formal votes cast by vote type for the councillor election



Councillor candidate nominations (alphabetical by surname)

Name	Affiliation
ALLAN James	Independent
BAKER Andrew	Independent
BRIEN Amanda	Independent
CAIRNS Lynne	Independent
CAUSLEY Shane	
CLANCY Greg	The Greens NSW
HELLWIG Melissa	Independent
JAMES Justin	Independent
JOHNSTONE Peter	Independent
NOVAK Debrah	Independent
PICKERING Steve	Independent
PROVEST Phillip	Independent
SCHRODER Des	Independent
SMITH Ray	Independent
TOMS Karen	Independent
WHAITES Allison	Independent
YAGER Cristie	Independent

Election operations

Number of staff: 156

Number of pre-poll centres: 2

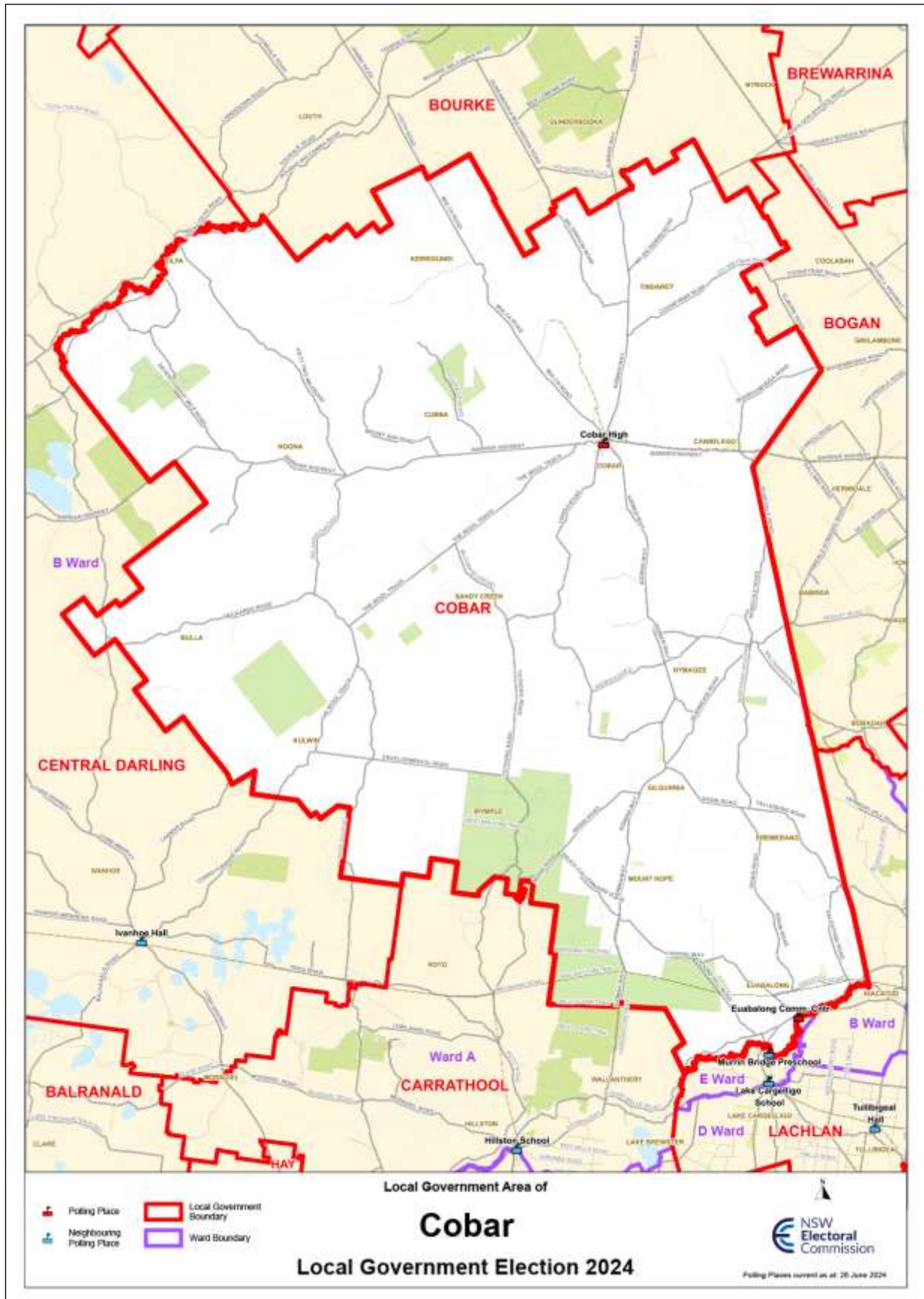
Number of election day polling places: 28

Number of declared institutions: 10

Returning Officer's office: 23 Cedar Street, Evans Head NSW 2473

Public registers: View the registers of candidates, groups, third-party campaigners, parties, party agents, senior office holders, associated entities and official agents, third-party lobbyists, and non-prohibited donors for the 2024 NSW Local Government elections on the [NSW Electoral Commission's website](#).

Cobar Shire Council



Cobar election summary

Undivided council

Type of election: Councillor (election of 12 councillors)

Councillor election

For the Cobar Shire Council election, at the close of nominations, 12 candidate nominations were accepted for the 12 councillor positions. The election was uncontested and there was no need for electors to vote. The 12 candidates were declared elected on Saturday, 14 September 2024.

Elected councillors (alphabetical by surname)

Councillor name	Affiliation
DEIGHTON Chris	
FLORANCE Peter	
FRY Miranda	Independent
HAINES Michael	Independent
MARSDEN Jarrod	
PHILLIPS Wayne	Independent
PRINCE Michael	Independent
SIMPSON Lillian	Independent
SINCLAIR Bob	
TOOMEY Harley	Independent
VAGG Nigel	
WINDERS Kate	Independent

Candidate nominations rejected/withdrawn: 1 rejected

Public registers: View the registers of candidates, groups, third-party campaigners, parties, party agents, senior office holders, associated entities and official agents, third-party lobbyists, and non-prohibited donors for the 2024 NSW Local Government elections on the [NSW Electoral Commission's website](#).



Coffs Harbour election summary

Undivided council

Type of election conducted: Councillor (election of 8 councillors) | Mayor | Poll

Council enrolment: 58,940 **Residential roll:** 58,930 **Non-residential roll:** 10

Apparent failure to vote notices issued: 7,650 (13% of the residential roll)

Councillor election

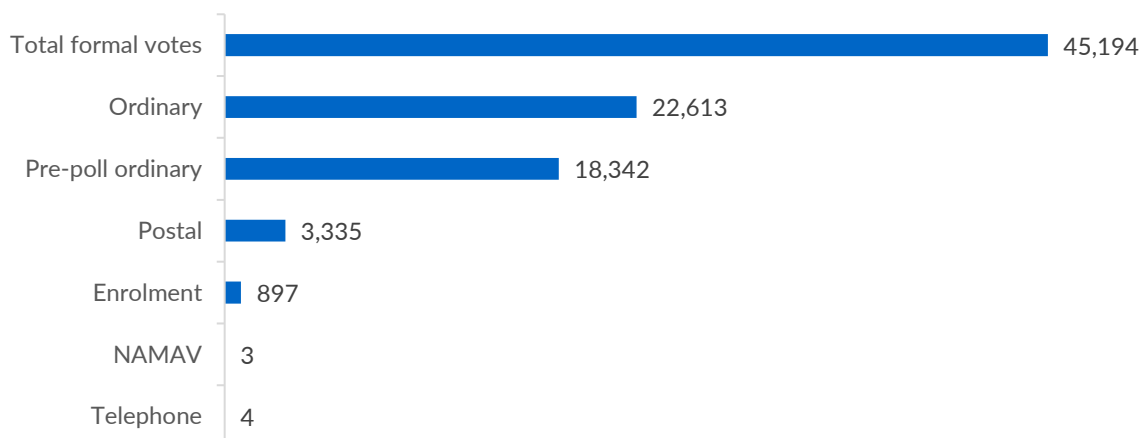
Councillor election total votes: 49,400 **Formal:** 45,194 **Informal:** 4,206 **Formality rate:** 91.5%

Participation rate: 84.8%

Elected councillors (alphabetical by surname)

Councillor name	Affiliation
AMOS Paul	Independent
CASELL Jonathan	The Greens NSW
CECATO George	Independent
FOWLER Cath	Independent
JUDGE Tony	Australian Labor Party (NSW Branch)
OXFORD Les	Independent
SARO Gurminder	Independent
SECHI Julie	Independent

Formal votes cast by vote type for the councillor election



Councillor candidate nominations (alphabetical by surname)

Name	Affiliation
AMOS Paul	Independent

Name	Affiliation
BLACKWELL Marcus	Independent
BOURNE Nicole	Independent
BRAUN Jasmine	
BROWNE Mel	Independent
CASELL Jonathan	The Greens NSW
CECATO George	Independent
CRAIG Lucas	Independent
CROSS Tiga	
CULGAN Matthew	
DIX Jeffrey (Jack)	
DUROW Lealah	Australian Labor Party (NSW Branch)
FOWLER Cath	Independent
FOX Rodney	Independent
GERLACH Eugenie	The Greens NSW
GOSLING Matt	Independent
HAIGH Barbara	Independent
HAYES Clinton	Independent
HUNTER Glenis	Australian Labor Party (NSW Branch)
JUDGE Tony	Australian Labor Party (NSW Branch)
LA MER-ADAIR Olivier	The Greens NSW
LISTKOW Katherine	
MANSON Neil	Independent
MITCHELL-ADAMS Dudley	
NICHOLS Lisa	Independent
NOTT Tim	The Greens NSW
O'BRIEN John	
O'BRIEN Kristel	
OO Htun Htun	Australian Labor Party (NSW Branch)
OTHMAN Falak	Independent
OXFORD Les	Independent
SARO Gurminder	Independent
SECHI Julie	Independent

Name	Affiliation
SHERWOOD Elaine	The Greens NSW
SKOLUDEK Dorothea	
SWAN Tegan	Independent
THOMPSON-BLAIR Michael	Independent
TOWNLEY Sally	
WILLIAMS Nikki	Independent
WILSON Danny	Australian Labor Party (NSW Branch)
WOLGAMOT Scott	
YOUNG Jesse	

Mayoral election

Mayor election total votes: 49,412 **Formal:** 47,039 (95.2%) **Informal:** 2,373 (4.8%) **Participation rate:** 84.8%

Elected mayor: WILLIAMS Nikki, Independent

Mayoral candidate nominations (alphabetical by surname)

Name	Affiliation
AMOS Paul	Independent
CASELL Jonathan	The Greens NSW
CECATO George	Independent
FOX Rodney	Independent
JUDGE Tony	Australian Labor Party (NSW Branch)
SWAN Tegan	Independent
WILLIAMS Nikki	Independent

Council poll

Poll question: The Coffs Harbour Jetty Foreshore will be redeveloped. Do you agree that some of the foreshore land should be used for multi-level private residential development?

Poll result: Yes 31.3% | No 68.7%

Election operations

Number of staff: 219

Number of pre-poll centres: 4

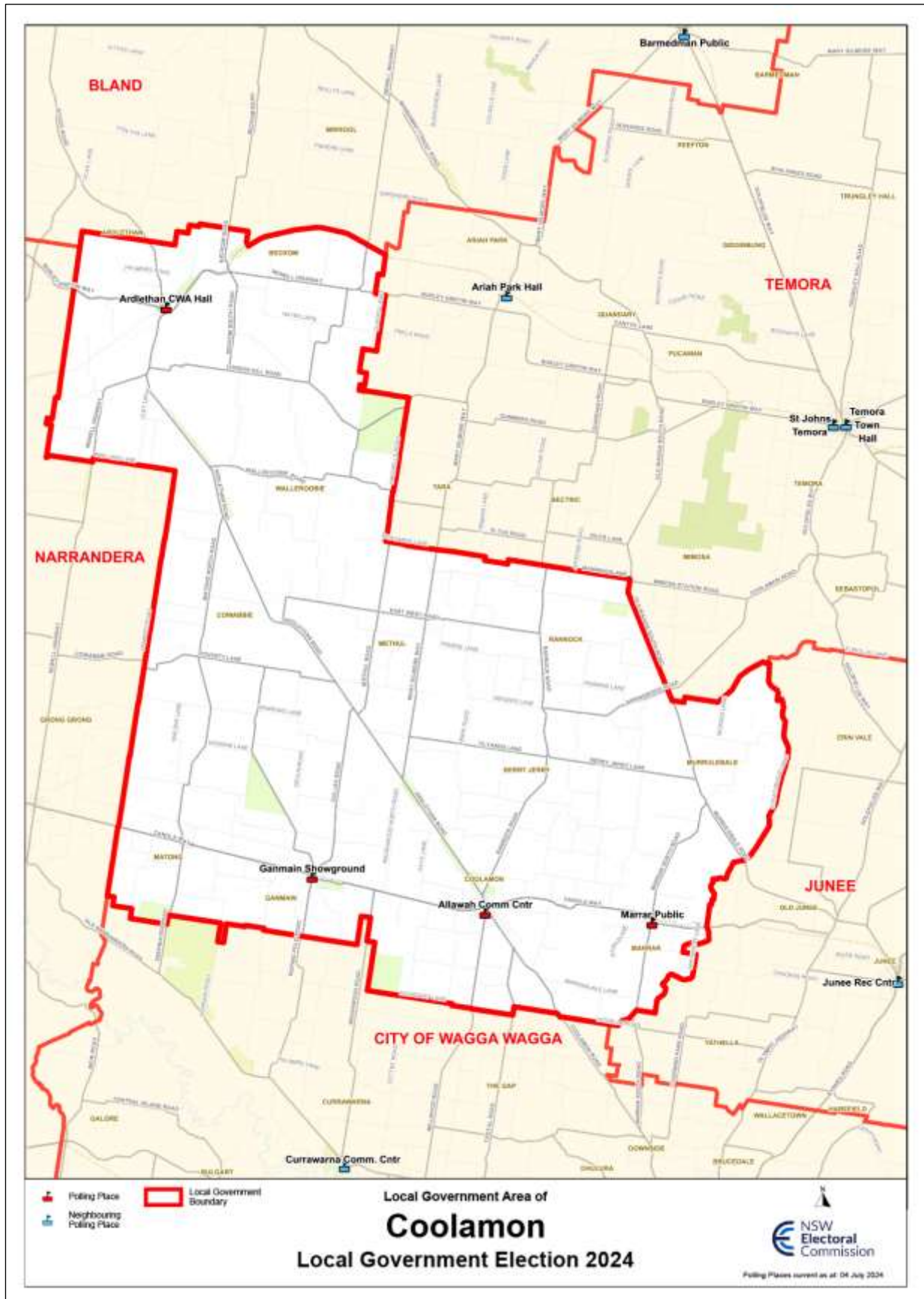
Number of election day polling places: 23

Number of declared institutions: 8

Returning Officer's office: 123 Pacific Highway, Coffs Harbour NSW 2450

Public registers: View the registers of candidates, groups, third-party campaigners, parties, party agents, senior office holders, associated entities and official agents, third-party lobbyists, and non-prohibited donors for the 2024 NSW Local Government elections on the [NSW Electoral Commission's website](#).

Coolamon Shire Council



Coolamon election summary

Undivided council

Type of election conducted: Councillor (election of 9 councillors)

Council enrolment: 3,380 Residential roll: 3,379 Non-residential roll: 1

Apparent failure to vote notices issued: 390 (11.5% of the residential roll)

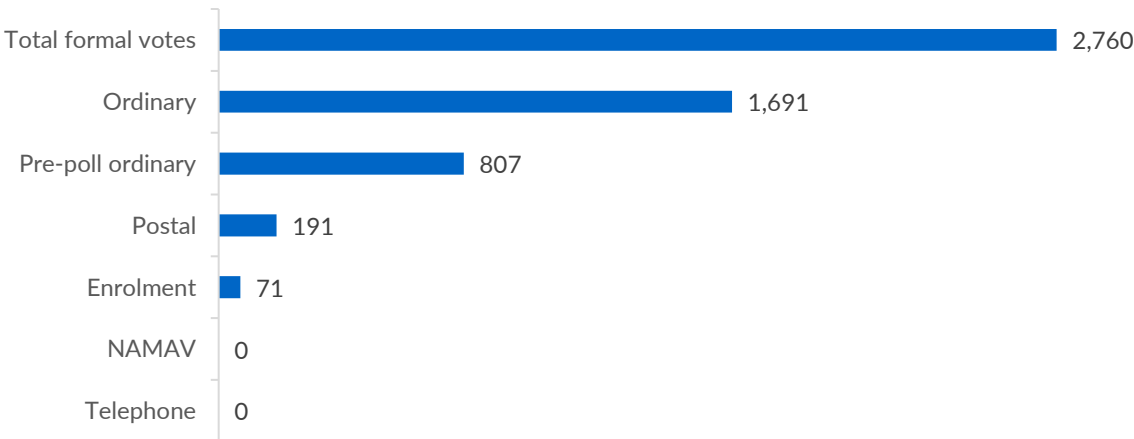
Councillor election

Councillor election total votes: 2,888 Formal: 2,760 Informal: 128 Formality rate: 95.6% Participation rate: 86.5%

Elected councillors (alphabetical by surname)

Councillor name	Affiliation
CROCKER Jeremy	Independent
HATTY Bronwyn	Independent
HIGGINSON Matthew	
HUTCHEON Bruce	Independent
LEWIS Wayne	
MASLIN Kathy	
McCANN David	Independent
McKINNON Colin	
WHITE Alan	

Formal votes cast by vote type for the councillor election



Councillor candidate nominations (alphabetical by surname)

Name	Affiliation
CROCKER Jeremy	Independent
HATTY Bronwyn	Independent
HIGGINSON Matthew	
HUTCHEON Bruce	Independent
LEWIS Wayne	
MASLIN Kathy	
McCANN David	Independent
McKINNON Colin	
PERKIN Garth	
THEW Colin	Independent
WHITE Alan	

Candidate nominations rejected/withdrawn: 1 rejected

Election operations

Number of staff: 21

Number of pre-poll centres: 1

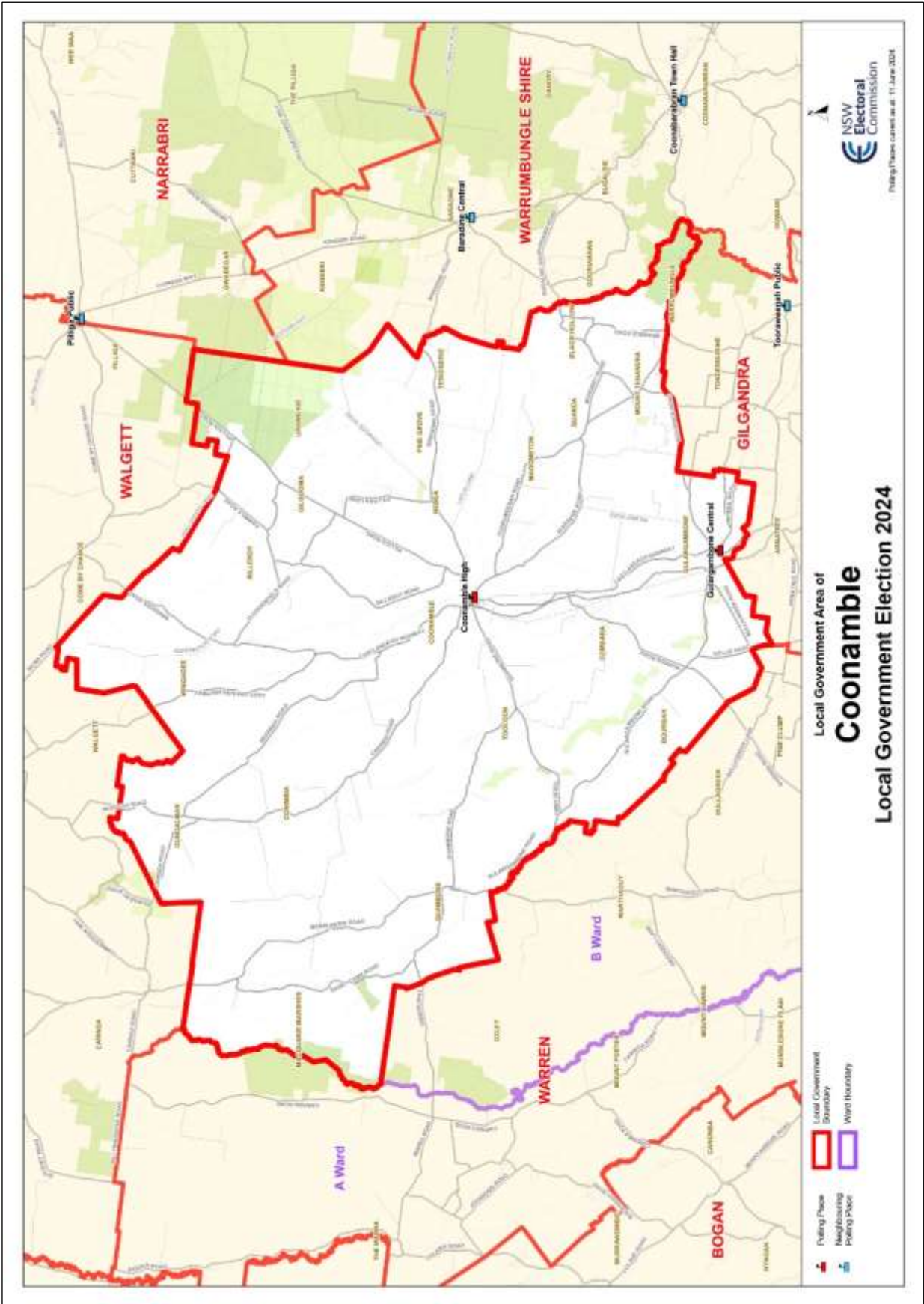
Number of election day polling places: 4

Number of declared institutions: 2

Returning Officer's office: 5 See Street, Marrar NSW 2652

Public registers: View the registers of candidates, groups, third-party campaigners, parties, party agents, senior office holders, associated entities and official agents, third-party lobbyists, and non-prohibited donors for the 2024 NSW Local Government elections on the [NSW Electoral Commission's website](#).

Coonamble Shire Council



Coonamble election summary

Undivided council

Type of election conducted: Councillor (election of 9 councillors)

Council enrolment: 2,821 Residential roll: 2,821 Non-residential roll: 0

Apparent failure to vote notices issued: 604 (21.4% of the residential roll)

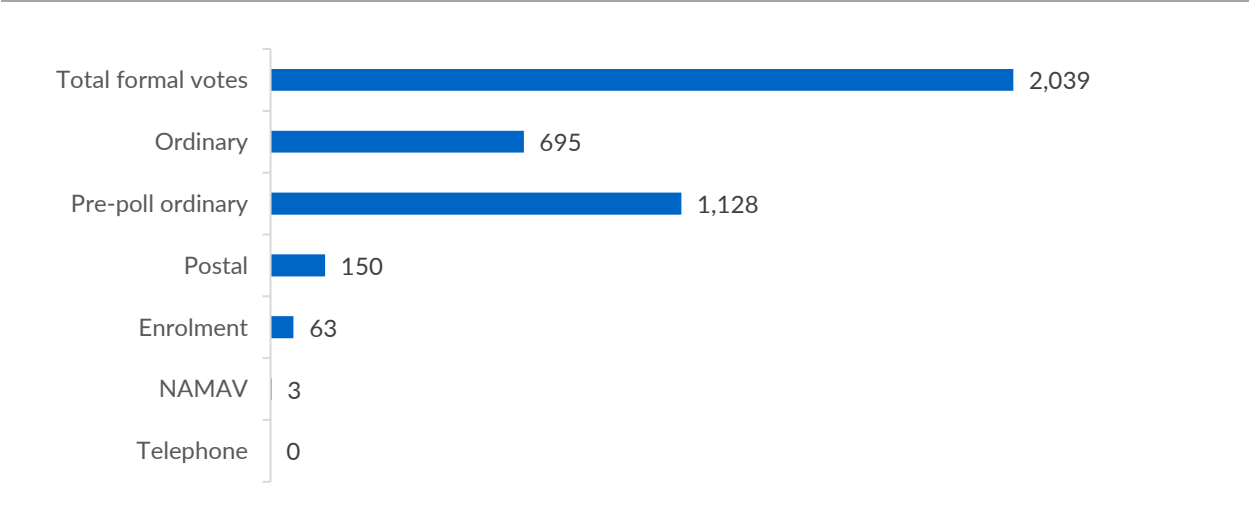
Councillor election

Councillor election total votes: 2,141 Formal: 2,039 Informal: 102 Formality rate: 95.2% Participation rate: 76.7%

Elected councillors (alphabetical by surname)

Councillor name	Affiliation
BUTLER Steve	Independent
CHURCHILL Karen	Independent
COHEN Adam	Independent
FISHER Paul	Independent
GARNSEY Margaret	Independent
GOLDSMITH Pip	
KARANOUH Ahmad (Al)	
KEADY Daniel	Independent
WHEELHOUSE Paul	Independent

Formal votes cast by vote type for the councillor election



Councillor candidate nominations (alphabetical by surname)

Name	Affiliation
BUTLER Steve	Independent
CHURCHILL Karen	Independent
COHEN Adam	Independent
DEANS Barbara	Independent
FESTER Neil	Independent
FISHER Paul	Independent
GARNSEY Margaret	Independent
GOLDSMITH Pip	
KARANOUEH Ahmad (AI)	
KEADY Daniel	Independent
LANDERS William	Independent
NORRIS Donna	Independent
SKUTHORP Melissa	Independent
SMITH Steven	Independent
WHEELHOUSE Paul	Independent

Election operations

Number of staff: 10

Number of pre-poll centres: 1

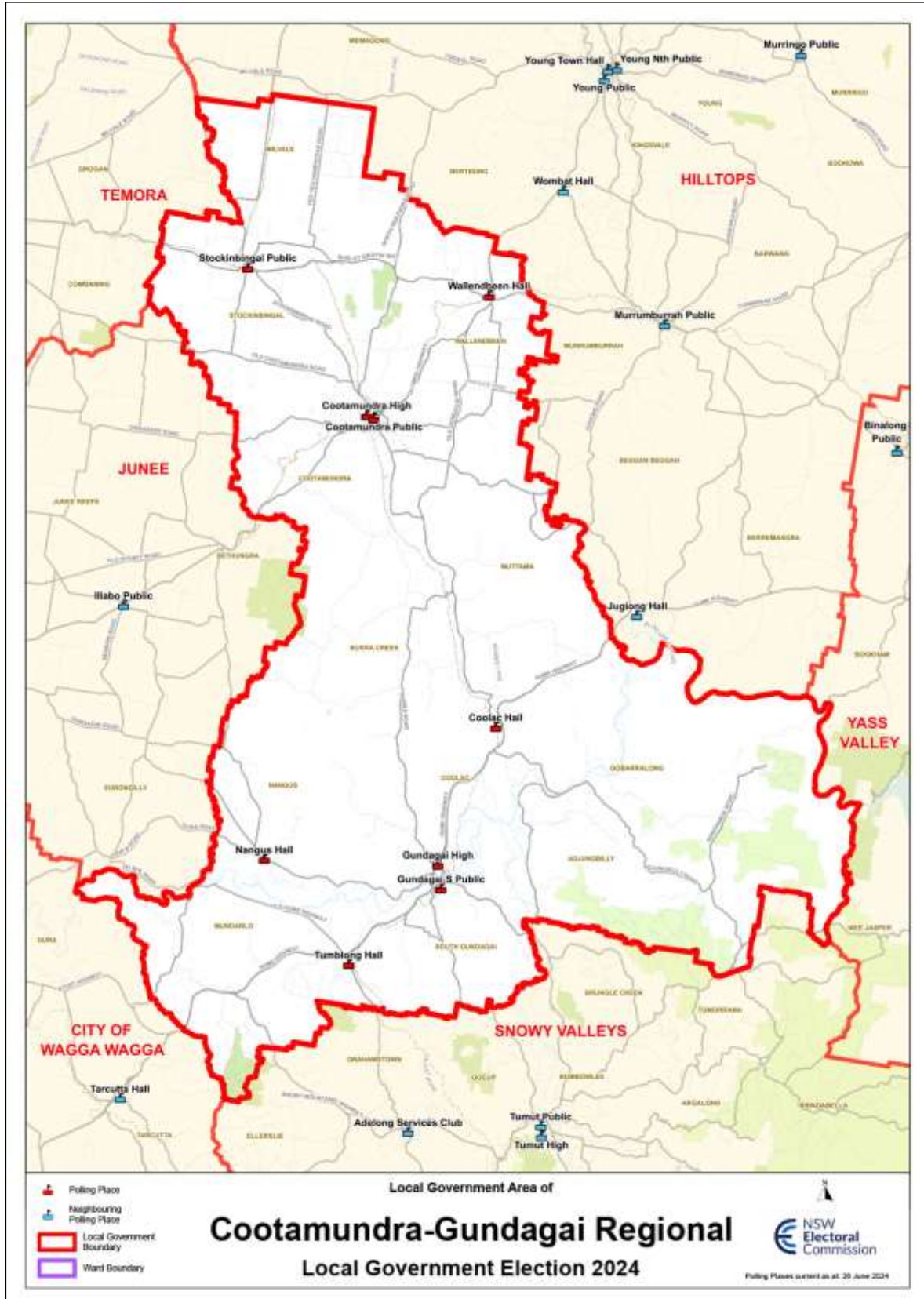
Number of election day polling places: 2

Number of declared institutions: 2

Returning Officer's office: Rear of 117 Tibbereena Street, Narrabri NSW 2390

Public registers: View the registers of candidates, groups, third-party campaigners, parties, party agents, senior office holders, associated entities and official agents, third-party lobbyists, and non-prohibited donors for the 2024 NSW Local Government elections on the [NSW Electoral Commission's website](#).

Cootamundra-Gundagai Regional Council



Cootamundra-Gundagai election summary

Undivided council

Type of election conducted: Councillor (election of 9 councillors)

Council enrolment: 8,634 Residential roll: 8,634 Non-residential roll: 0

Apparent failure to vote notices issued: 1,033 (12% of the residential roll)

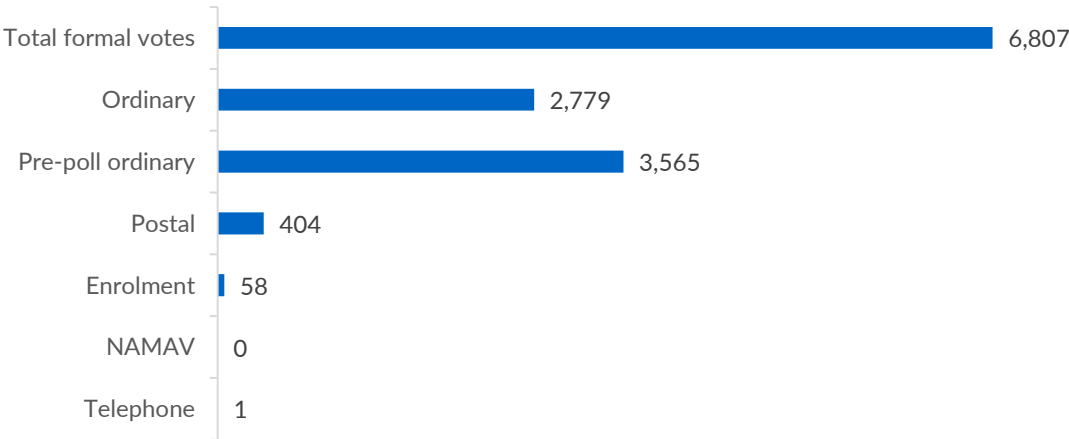
Councillor election

Councillor election total votes: 7,200 Formal: 6,807 Informal: 393 Formality rate: 94.5% Participation rate: 84.4%

Elected councillors (alphabetical by surname)

Councillor name	Affiliation
COLLINS Logan	
COOPER Les	Independent
GRAHAM David	Independent
KELLY Gil	Independent
McALISTER Ab	
NICHOLSON Penny	Independent
RYAN Ethan	Independent
SYED Danyal	Independent
WIGHT Rosalind	Independent

Formal votes cast by vote type for the councillor election



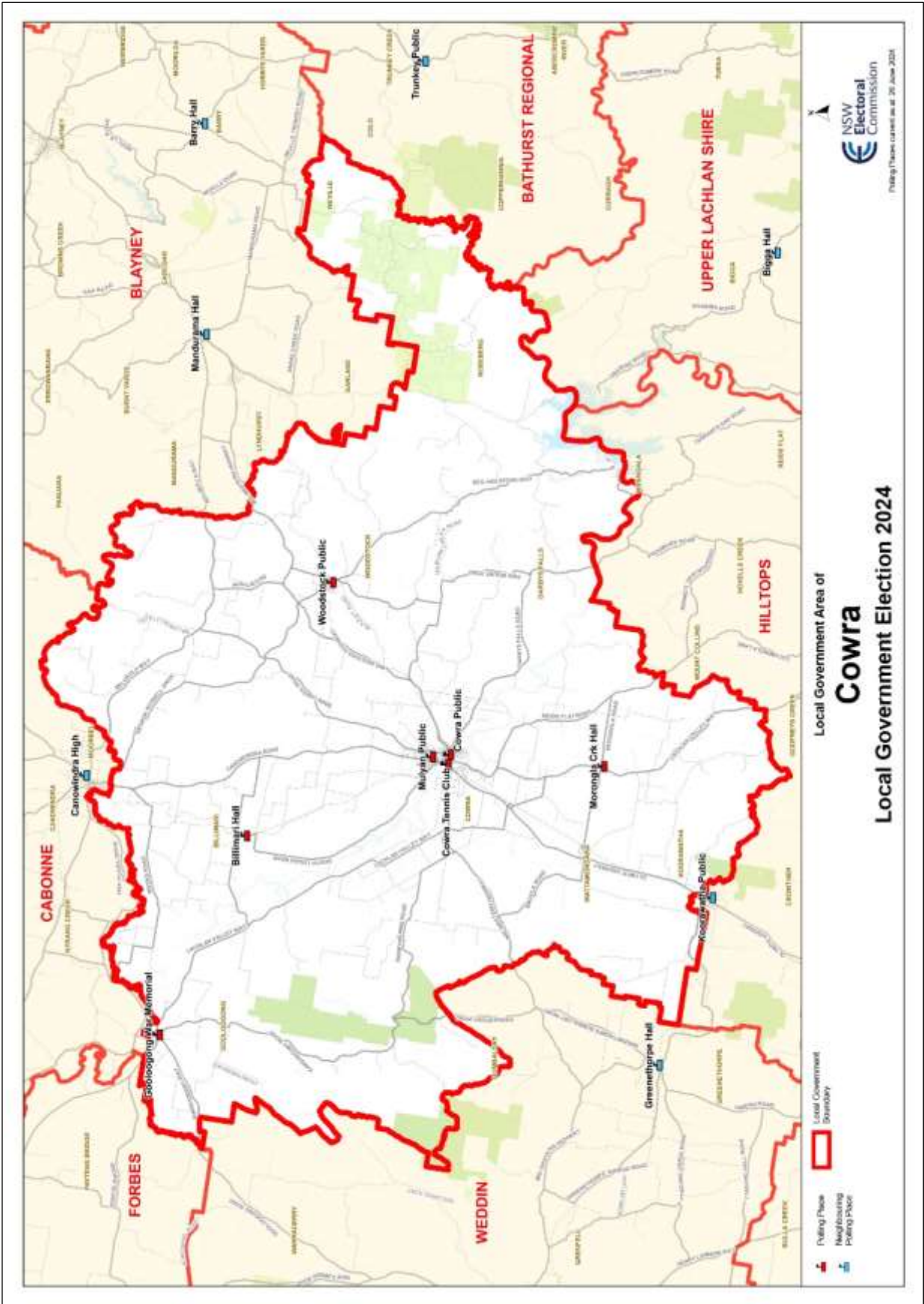
Councillor candidate nominations (alphabetical by surname)

Name	Affiliation
COLLINS Logan	
COOPER Les	Independent
GRAHAM David	Independent
KELLY Gil	Independent
MAYNARD Steve	Independent
McALISTER Ab	
NICHOLSON Penny	Independent
RYAN Ethan	Independent
SYED Danyal	Independent
WIGHT Rosalind	Independent
YOUNG Allan	Independent

Election operations**Number of staff:** 51**Number of pre-poll centres:** 2**Number of election day polling places:** 9**Number of declared institutions:** 3**Returning Officer's office:** 81 Wallendoon Street, Cootamundra NSW 2590

Public registers: View the registers of candidates, groups, third-party campaigners, parties, party agents, senior office holders, associated entities and official agents, third-party lobbyists, and non-prohibited donors for the 2024 NSW Local Government elections on the [NSW Electoral Commission's website](#).

Cowra Shire Council



Cowra election summary

Undivided council

Type of election: Councillor (election of 9 councillors)

Councillor election

For the Cowra Shire Council councillor election, at the close of nominations, eight (8) candidate nominations were accepted for nine (9) councillor positions. The election was uncontested and there was no need for electors to vote. The eight (8) candidates were declared elected on Saturday, 14 September 2024.

A by-election was scheduled for Saturday, 23 November 2024 to fill the remaining one (1) vacancy. The results of that by-election are available on the [NSW Electoral Commission's website](#).

Elected councillors (alphabetical by surname)

Councillor name	Affiliation
DOWNING Cheryl	
FAGAN Ruth	
HORTON Tony	Independent
KISS Nikki	Independent
SMITH Paul Robert	Independent
SPEECHLEY Cheryl	Independent
WATT Erin	
WRIGHT Peter	Independent

Public registers: View the registers of candidates, groups, third-party campaigners, parties, party agents, senior office holders, associated entities and official agents, third-party lobbyists, and non-prohibited donors for the 2024 NSW Local Government elections on the [NSW Electoral Commission's website](#).



Cumberland election summary

Divided council: Granville Ward | Greystanes Ward | Regents Park Ward | South Granville Ward | Wentworthville Ward

Type of election conducted: Councillor (election of 15 councillors, 3 from each ward)

Council enrolment: 133,113 **Residential roll:** 133,106 **Non-residential roll:** 7

Apparent failure to vote notices issued: 20,002 (15% of the residential roll)

Councillor election

Councillor election total votes: 108,337 **Formal:** 98,969 **Informal:** 9,368 **Formality rate:** 91.4%

Participation rate: 83.1%

Formality and participation by ward: **Ward:** Granville **Formality rate:** 90.3% **Participation rate:** 81.3%

Ward: Greystanes **Formality rate:** 92.3% **Participation rate:** 87.0% | **Ward:** Regents Park **Formality rate:** 92.2%

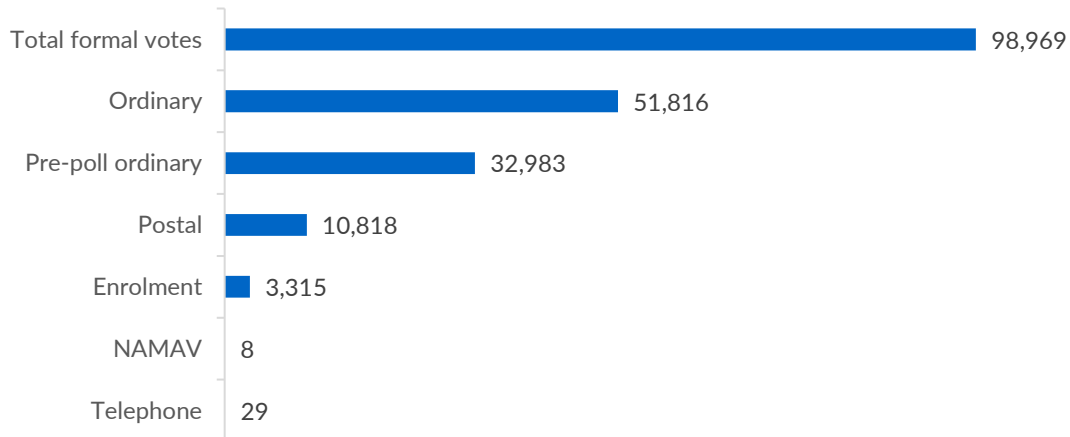
Participation rate: 85.8% | **Ward:** South Granville **Formality rate:** 88.3% **Participation rate:** 78.0%

Ward: Wentworthville **Formality rate:** 93.3% **Participation rate:** 83.4%

Elected councillors (alphabetical by surname, by ward)

Ward	Councillor name	Affiliation
Granville	CHRISTOU Steve	Our Local Community
Granville	HAMED Ola	Australian Labor Party (NSW Branch)
Granville	RAHME Joseph	The Liberal Party Of Australia, New South Wales Division
Greystanes	COLMAN Diane	Australian Labor Party (NSW Branch)
Greystanes	KAFROUNI-SABA Nadima	The Liberal Party Of Australia, New South Wales Division
Greystanes	SARKIS Eddy	Independent
Regents Park	HUGHES Helen	Our Local Community
Regents Park	YANG Steve	The Liberal Party Of Australia, New South Wales Division
Regents Park	YASAR Enver	Australian Labor Party (NSW Branch)
South Granville	ELMORE Glenn	Australian Labor Party (NSW Branch)
South Granville	GARRARD Paul	Our Local Community
South Granville	OUF Ahmed	
Wentworthville	SAHA Suman	Australian Labor Party (NSW Branch)
Wentworthville	SELVENTHIRAN Sujun	The Greens NSW
Wentworthville	ZAITER Michael	The Liberal Party Of Australia, New South Wales Division

Formal votes cast by vote type for the councillor election



Councillor candidate nominations (alphabetical by surname, by ward)

Ward	Name	Affiliation
Granville	APPLEBY David	Independent
Granville	CHRISTOU Steve	Our Local Community
Granville	HAMED Ola	Australian Labor Party (NSW Branch)
Granville	ISSA Marie	The Liberal Party Of Australia, New South Wales Division
Granville	NAIDU Joshika	Australian Labor Party (NSW Branch)
Granville	NAJIBULLA Najib	Our Local Community
Granville	RAHME Joseph	The Liberal Party Of Australia, New South Wales Division
Granville	SLEIMAN Jamie	The Liberal Party Of Australia, New South Wales Division
Granville	SLEIMAN Samantha	Our Local Community
Granville	TRELOAR John	Australian Labor Party (NSW Branch)
Greystanes	AGOPIAN Abraham	The Liberal Party Of Australia, New South Wales Division
Greystanes	BRODIE John	Independent
Greystanes	COLMAN Diane	Australian Labor Party (NSW Branch)
Greystanes	CUMMINGS Greg	Independent
Greystanes	DEVANA Manu	Australian Labor Party (NSW Branch)
Greystanes	HOCKEY Bob	Australian Labor Party (NSW Branch)
Greystanes	ISSA Jasmine	The Liberal Party Of Australia, New South Wales Division
Greystanes	KAFROUNI-SABA Nadima	The Liberal Party Of Australia, New South Wales Division
Greystanes	MAHESWARAN Manju	Independent
Greystanes	SARKIS Eddy	Independent

Ward	Name	Affiliation
Greystanes	SEMAAN Ray	Independent
Greystanes	STEPHENSON Moreen	Independent
Regents Park	BARDEN Charles	Our Local Community
Regents Park	CHALABI Rafah	Australian Labor Party (NSW Branch)
Regents Park	CHUNG Youwei	Independent
Regents Park	HANHAM Elizabeth	Battler
Regents Park	HASSAN Mohamed	Independent
Regents Park	HUGHES Helen	Our Local Community
Regents Park	JOYCE Michelle	Australian Labor Party (NSW Branch)
Regents Park	KIM Alexander	The Liberal Party Of Australia, New South Wales Division
Regents Park	MILLER David	Our Local Community
Regents Park	OLDFIELD Tony	Battler
Regents Park	PARK Estate John	The Liberal Party Of Australia, New South Wales Division
Regents Park	QUAH Andrew	Independent
Regents Park	STANISLAS Michael	Battler
Regents Park	YANG Steve	The Liberal Party Of Australia, New South Wales Division
Regents Park	YASAR Enver	Australian Labor Party (NSW Branch)
South Granville	AHERN Luke	Battler
South Granville	ALLEN Margaret	Our Local Community
South Granville	ATIE Zaynoun	The Liberal Party Of Australia, New South Wales Division
South Granville	ATTIE Ned	The Liberal Party Of Australia, New South Wales Division
South Granville	EL-ASHWAH Fouad	The Liberal Party Of Australia, New South Wales Division
South Granville	ELMORE Glenn	Australian Labor Party (NSW Branch)
South Granville	FAIZI Ahmad	Independent
South Granville	FARHAT Ali	Battler
South Granville	GARRARD Paul	Our Local Community
South Granville	HUMADY Talb	Battler
South Granville	HUSSEIN Mohamad	Australian Labor Party (NSW Branch)
South Granville	KHALIL Selim	
South Granville	MOSALLAM Marwa	
South Granville	OUEIK Ronney	Independent
South Granville	OUF Ahmed	

Ward	Name	Affiliation
South Granville	SHI Haisheng	Independent
South Granville	SUN Jeffrey	Our Local Community
South Granville	TEGIN Eda	Australian Labor Party (NSW Branch)
Wentworthville	ALAMEH Zac	Independent
Wentworthville	ARUMUGAM Thiru	Australian Labor Party (NSW Branch)
Wentworthville	AXIAK Paul	Independent
Wentworthville	DARMARAJAH Sai	Independent
Wentworthville	DESAI Nikita	Independent
Wentworthville	DIAB Noelle	The Liberal Party Of Australia, New South Wales Division
Wentworthville	LAKE Lisa	Australian Labor Party (NSW Branch)
Wentworthville	NARANAPATTI Balaji	The Greens NSW
Wentworthville	NEWLAND Dorothea	The Greens NSW
Wentworthville	PIGRAM Mark	Independent
Wentworthville	RAHME Melissa	The Liberal Party Of Australia, New South Wales Division
Wentworthville	SAHA Suman	Australian Labor Party (NSW Branch)
Wentworthville	SELVENTHIRAN Sujana	The Greens NSW
Wentworthville	STAPLES Annie	Independent
Wentworthville	YAKOVLEVA Elena	Independent
Wentworthville	ZAITER Michael	The Liberal Party Of Australia, New South Wales Division

Candidate nominations rejected/withdrawn: 3 rejected (South Granville Ward)

Election operations

Number of staff: 415

Number of pre-poll centres: 6

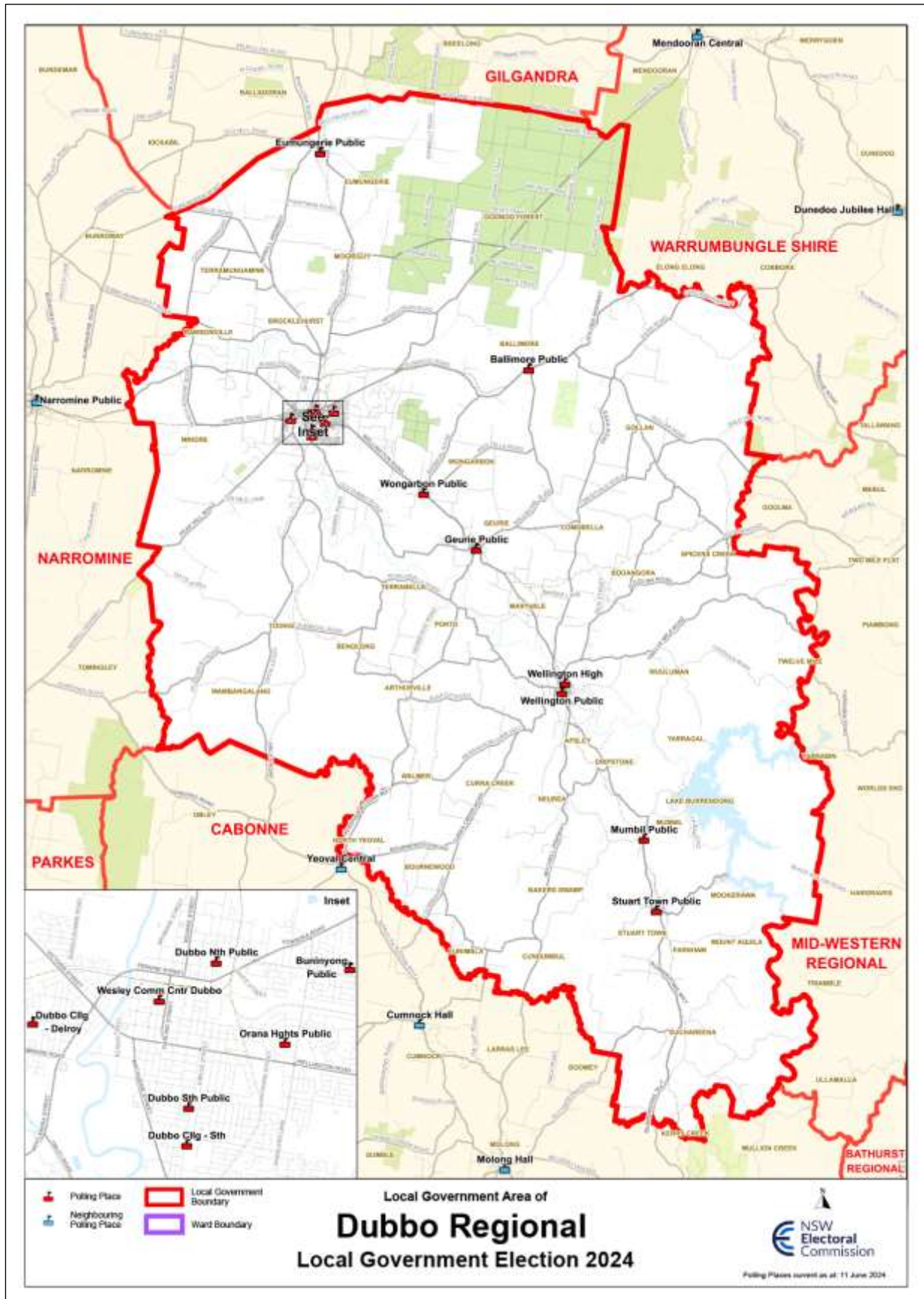
Number of election day polling places: 46

Number of declared institutions: 9

Returning Officer's office: 1 Memorial Drive, Granville NSW 2142

Public registers: View the registers of candidates, groups, third-party campaigners, parties, party agents, senior office holders, associated entities and official agents, third-party lobbyists, and non-prohibited donors for the 2024 NSW Local Government elections on the [NSW Electoral Commission's website](#).

Dubbo Regional Council



Dubbo election summary

Undivided council

Type of election conducted: Councillor (election of 11 councillors)

Council enrolment: 37,888 **Residential roll:** 37,888 **Non-residential roll:** 0

Apparent failure to vote notices issued: 5,371 (14.2% of the residential roll)

Councillor election

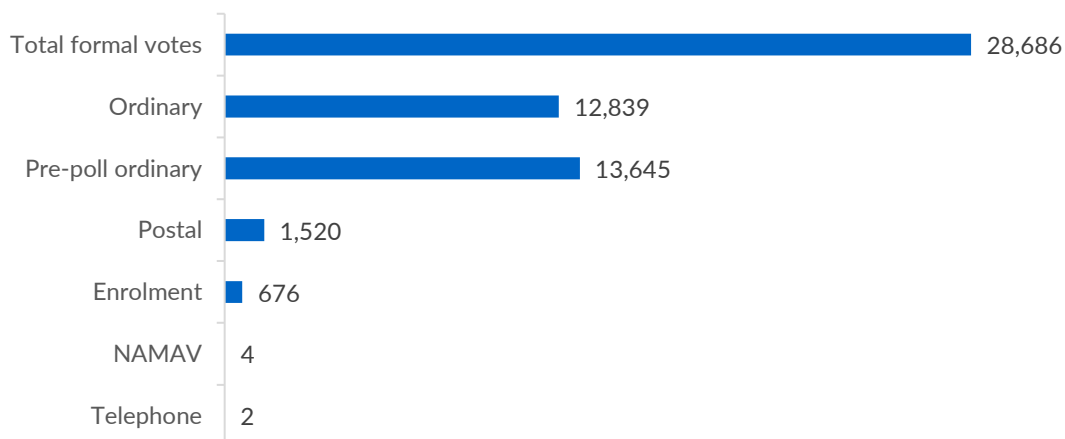
Councillor election total votes: 31,531 **Formal:** 28,686 **Informal:** 2,845 **Formality rate:** 91%

Participation rate: 83.9%

Elected councillors (alphabetical by surname)

Councillor name	Affiliation
BLACK Josh	Australian Labor Party (NSW Branch)
BUTLER Lukas	
CHOWDHURY Shibli	Independent
COWLEY Jennifer	Independent
DICKERSON Mathew	Independent
IVEY Richard	Independent
RICHARDSON Kate	Shooters, Fishers And Farmers Party (NSW) Incorporated
RYAN Adam	Australian Labor Party (NSW Branch)
TOYNTON Phillip	Shooters, Fishers And Farmers Party (NSW) Incorporated
WELLS Pamela	Australian Labor Party (NSW Branch)
WRIGHT Matt	Independent

Formal votes cast by vote type for the councillor election



Councillor candidate nominations (alphabetical by surname)

Name	Affiliation
ADAMS Michael	Shooters, Fishers And Farmers Party (NSW) Incorporated
ADLER Megan	
AUGEE Mike	The Greens NSW
BENTON Jodie	Australian Labor Party (NSW Branch)
BIRCHALL Jeremy	Shooters, Fishers And Farmers Party (NSW) Incorporated
BLACK Josh	Australian Labor Party (NSW Branch)
BROOKE Angela	
BUTLER Lukas	
CHOWDHURY Shibli	Independent
CLIFFORD Di	
COWLEY Jennifer	Independent
DAVIES Ruby	The Greens NSW
DAVIS Marcello	Independent
DICKERSON Mathew	Independent
DUGGAN Peter	The Greens NSW
ELDER Roy	Australian Labor Party (NSW Branch)
EMBLEM Pat	The Greens NSW
FARDELL Rod	Independent
GIBBS Peter	Independent
GOUGH Jess	Independent
HAYDEN Kirsty	Australian Labor Party (NSW Branch)
HOLLIER Sarah	Shooters, Fishers And Farmers Party (NSW) Incorporated
HOUGH Greg	Australian Labor Party (NSW Branch)
HOUSTON Steve	The Greens NSW
IVEY Richard	Independent
JACKSON Ricky	
JANE Rachelle	
JENNAR Kellie	Independent
JOHNSON Sophia	Independent
JONES Trevor	Independent
KING David	

Name	Affiliation
KOVAC Mary	Independent
MORRELL Jude	Independent
MORSE Manti	
OSBORNE Robert	
PARMETER Matt	The Greens NSW
PEARSON Rebecca	
POWELL Bron	Independent
QUILL Sharon	Independent
RENDELL Matt	
RICHARDSON John	Shooters, Fishers And Farmers Party (NSW) Incorporated
RICHARDSON Kate	Shooters, Fishers And Farmers Party (NSW) Incorporated
ROTHWELL Pete	
RYAN Adam	Australian Labor Party (NSW Branch)
SILKMAN Jai	
TOYNTON Phillip	Shooters, Fishers And Farmers Party (NSW) Incorporated
WELLS Pamela	Australian Labor Party (NSW Branch)
WRIGHT Matt	Independent

Candidate nominations rejected/withdrawn: 1 rejected

Election operations

Number of staff: 131

Number of pre-poll centres: 3

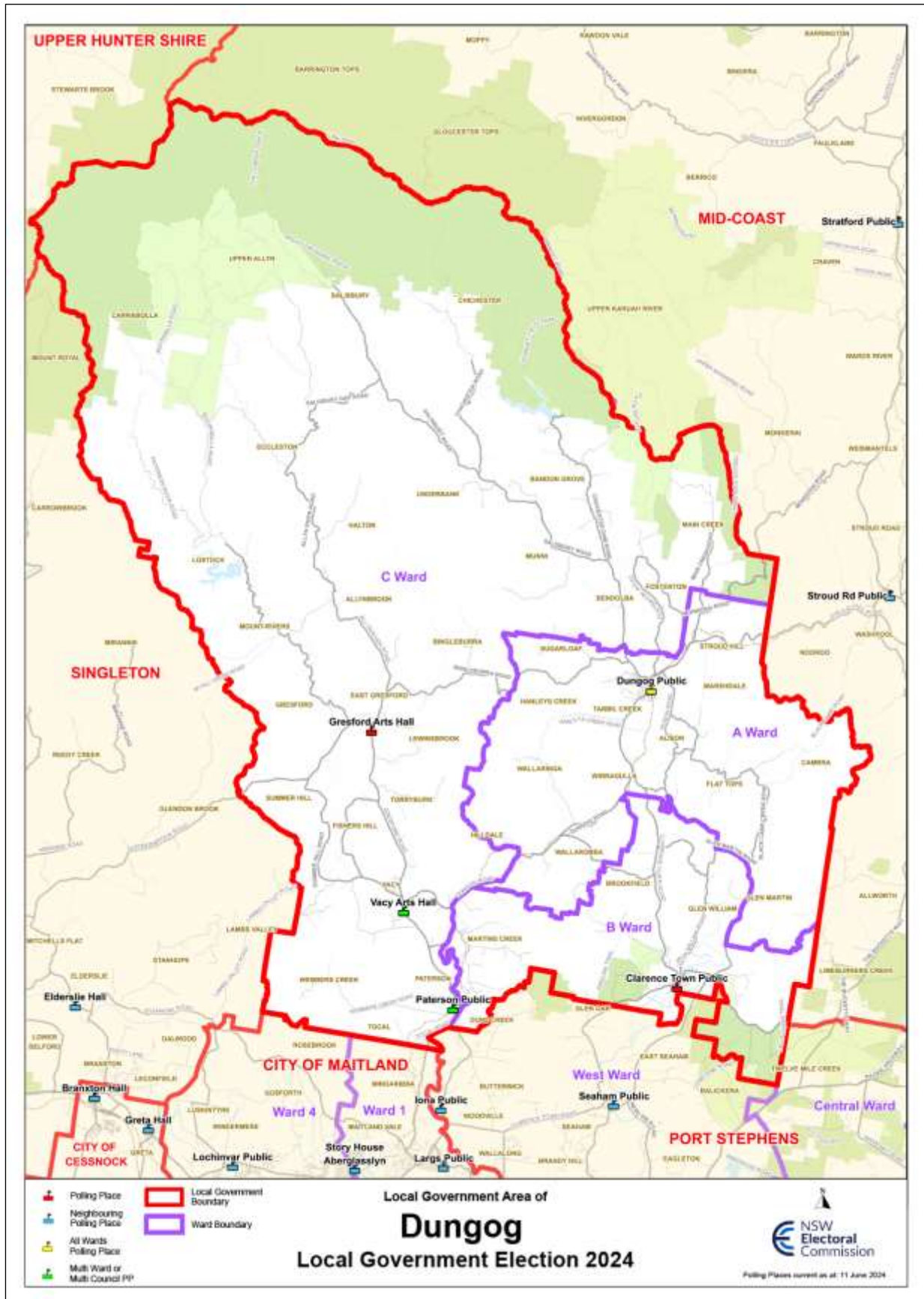
Number of election day polling places: 15

Number of declared institutions: 6

Returning Officer's office: 21-23 Swift Street, Wellington NSW 2820

Public registers: View the registers of candidates, groups, third-party campaigners, parties, party agents, senior office holders, associated entities and official agents, third-party lobbyists, and non-prohibited donors for the 2024 NSW Local Government elections on the [NSW Electoral Commission's website](#).

Dungog Shire Council



Dungog election summary

Divided council: A Ward | B Ward | C Ward

Type of election conducted: Councillor (election of 6 councillors, 2 from each ward) | Mayor

Council enrolment: 7,565 **Residential roll:** 7,564 **Non-residential roll:** 1

Apparent failure to vote notices issued: 764 (10.1% of the residential roll)

Councillor election

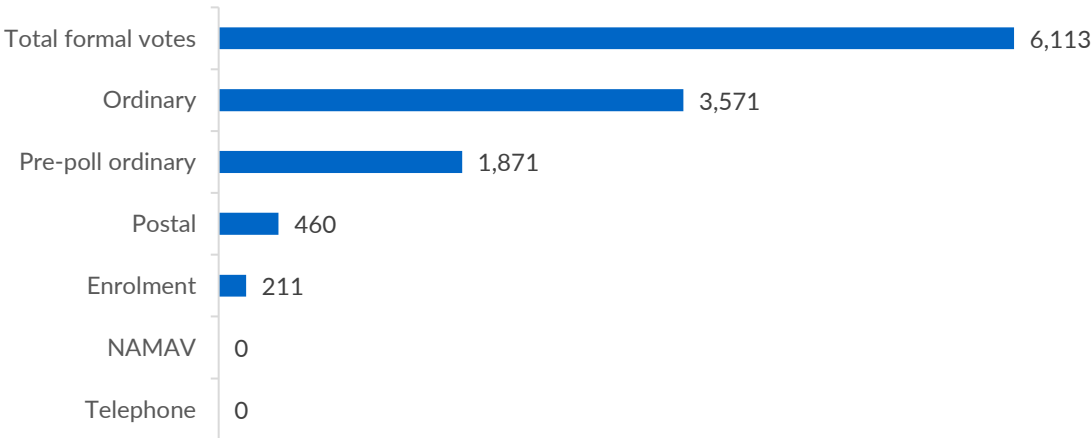
Councillor election total votes: 6,560 **Formal:** 6,113 **Informal:** 447 **Formality rate:** 93.2% **Participation rate:** 88.4%

Formality and participation by ward: Ward: A **Formality rate:** 95.3% **Participation rate:** 88.4% | Ward: B **Formality rate:** 92.1% **Participation rate:** 87.0% | Ward: C **Formality rate:** 92.3% **Participation rate:** 89.9%

Elected councillors (alphabetical by surname, by ward)

Ward	Councillor name	Affiliation
A Ward	DOWLING Michael	Independent
A Ward	LEY Liam	Independent
B Ward	CAMPBELL James	
B Ward	LOW Stephen	Independent
C Ward	CARRUTHERS Alexandria	Australian Labor Party (NSW Branch)
C Ward	PATON Fred	Independent

Formal votes cast by vote type for the councillor election



Councillor candidate nominations (alphabetical by surname, by ward)

Ward	Name	Affiliation
A Ward	CONNORS John	Independent
A Ward	DOWLING Michael	Independent
A Ward	EDWARDS Tony	
A Ward	FARROW Stephen	Independent
A Ward	LEY Liam	Independent
A Ward	TOBIN Michael	
B Ward	CAMPBELL James	
B Ward	CLARK Jessica	Independent
B Ward	DRINAN Karen	Independent
B Ward	GREEN Alan	Independent
B Ward	LOW Stephen	Independent
C Ward	BALE Bradley	Independent
C Ward	CARRUTHERS Alexandria	Australian Labor Party (NSW Branch)
C Ward	PATON Fred	Independent

Mayoral election

Mayor election total votes: 6,570 **Formal:** 6,210 (94.5%) **Informal:** 360 (5.5%) **Participation rate:** 88.3%

Elected mayor: RAYWARD Digby

Mayoral candidate nominations (alphabetical by surname)

Name	Affiliation
CONNORS John	Independent
DOWLING Michael	Independent
DRINAN Karen	Independent
RAYWARD Digby	

Election operations

Number of staff: 32

Number of pre-poll centres: 1

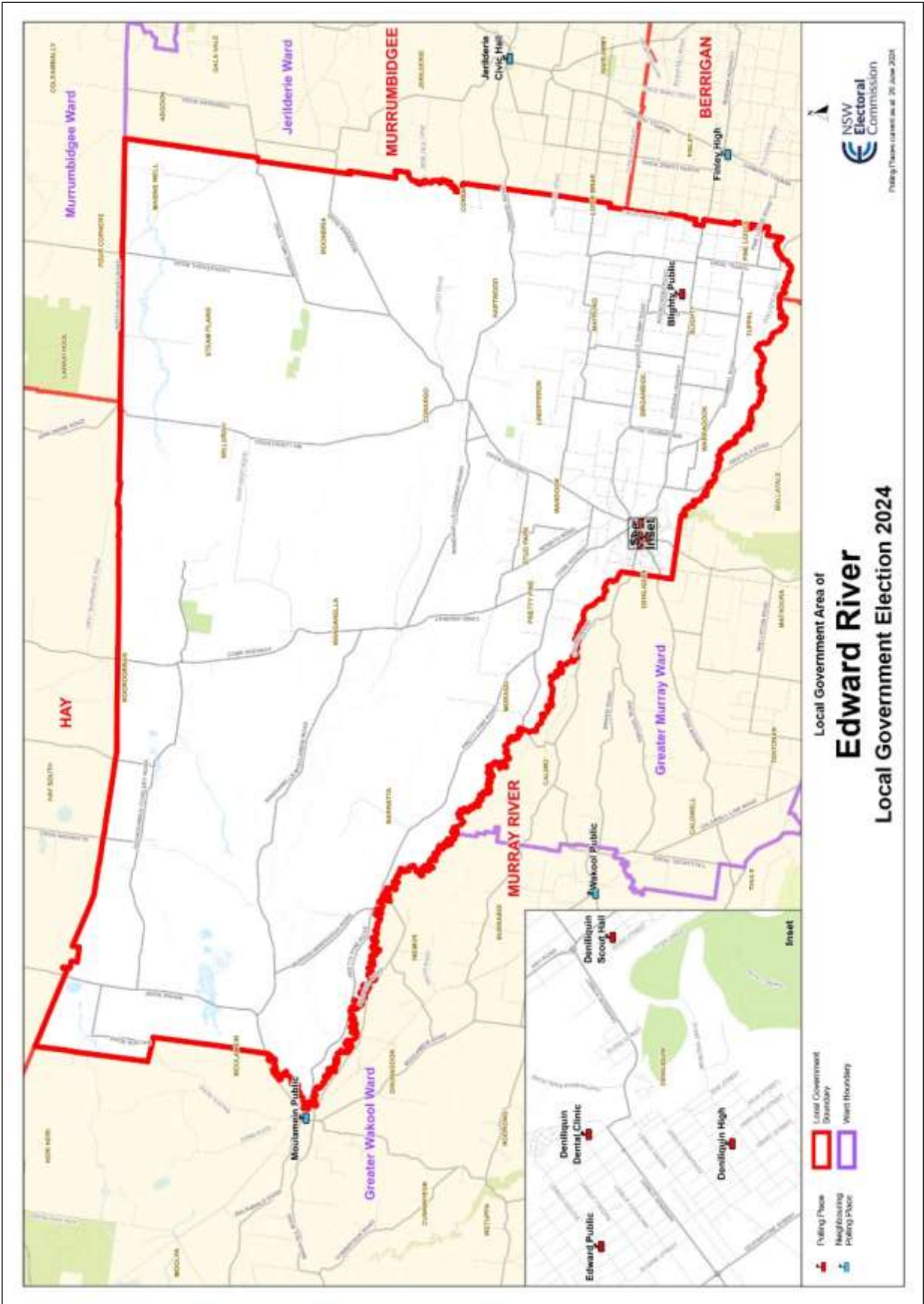
Number of election day polling places: 5

Number of declared institutions: 0

Returning Officer's office: 103 Richardson Road, Raymond Terrace NSW 2324

Public registers: View the registers of candidates, groups, third-party campaigners, parties, party agents, senior office holders, associated entities and official agents, third-party lobbyists, and non-prohibited donors for the 2024 NSW Local Government elections on the [NSW Electoral Commission's website](#).

Edward River Council



Edward River election summary

Undivided council

Type of election conducted: Councillor (election of 9 councillors)

Council enrolment: 6,428 Residential roll: 6,425 Non-residential roll: 3

Apparent failure to vote notices issued: 1,026 (16% of the residential roll)

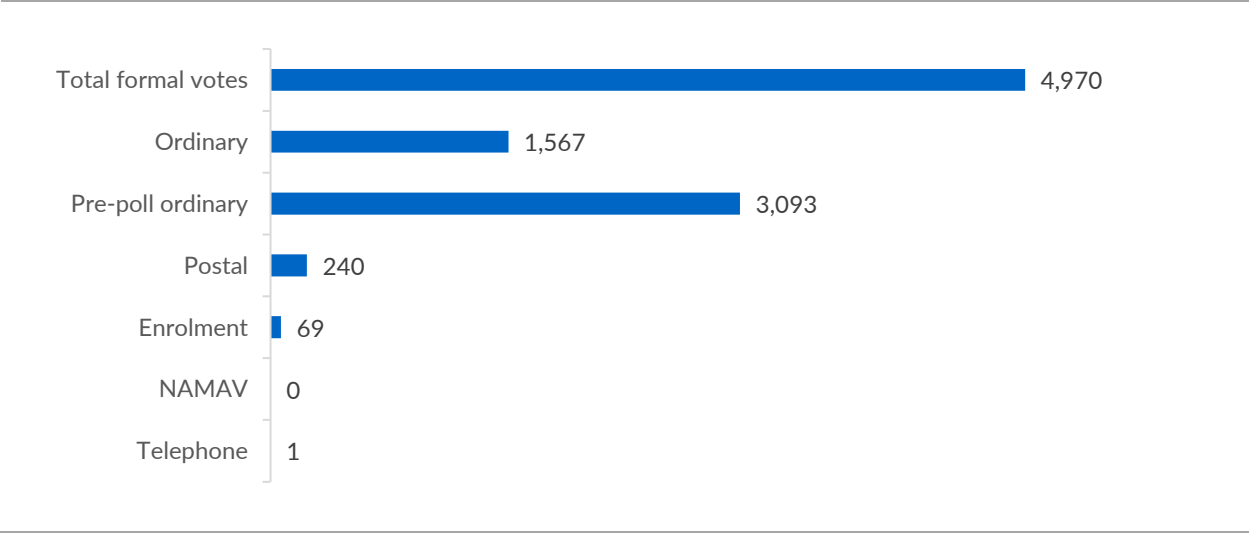
Councillor election

Councillor election total votes: 5,220 Formal: 4,970 Informal: 250 Formality rate: 95.2% Participation rate: 81.9%

Elected councillors (alphabetical by surname)

Councillor name	Affiliation
BATES Ken	Independent
BURGE Shirlee	Independent
CROSSLEY Kellie	
DRUITT Craig	
FAWNS Linda	Independent
HALL Ashley	Independent
MULHAM Leanne	Independent
SAMPSON Shannon	Independent
SCHOFIELD Frank	Independent

Formal votes cast by vote type for the councillor election



Councillor candidate nominations (alphabetical by surname)

Name	Affiliation
BATES Ken	Independent
BRISCOE-HOUGH Gregory	Independent
BURGE Shirlee	Independent
CIRCUITT Airle	Independent
CROSSLEY Kellie	
DRUITT Craig	
FAWNS Linda	Independent
HALL Ashley	Independent
MULHAM Leanne	Independent
McDAID Richard	Independent
McFEETERS Donna	
SAMPSON Shannon	Independent
SANDER Collin	Independent
SCHOEFFEL David	Independent
SCHOFIELD Frank	Independent
SHAND Jeff	

Election operations**Number of staff:** 27**Number of pre-poll centres:** 1**Number of election day polling places:** 5**Number of declared institutions:** 2**Returning Officer's office:** 170 Cressy Street, Deniliquin NSW 2710

Public registers: View the registers of candidates, groups, third-party campaigners, parties, party agents, senior office holders, associated entities and official agents, third-party lobbyists, and non-prohibited donors for the 2024 NSW Local Government elections on the [NSW Electoral Commission's website](#).

Eurobodalla Shire Council



Eurobodalla election summary

Undivided council

Type of election conducted: Councillor (election of 8 councillors) | Mayor

Council enrolment: 32,728 **Residential roll:** 32,601 **Non-residential roll:** 127

Apparent failure to vote notices issued: 4,659 (14.2% of the residential roll)

Councillor election

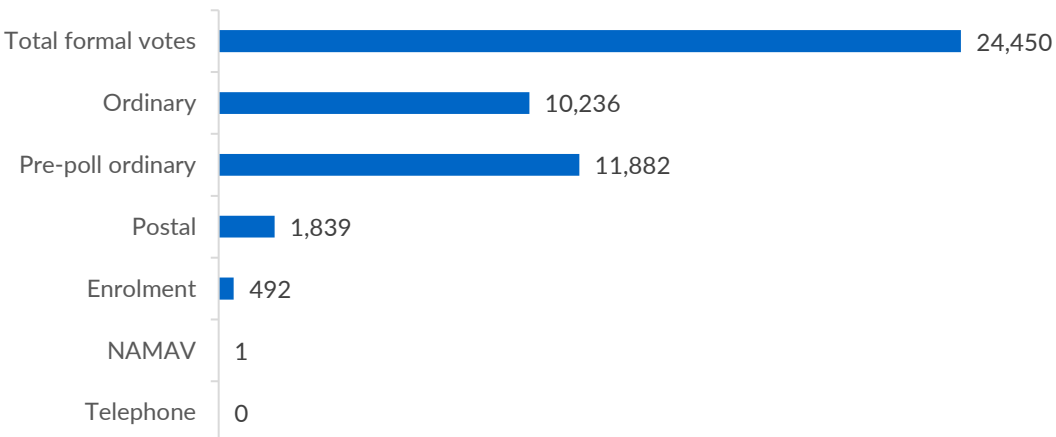
Councillor election total votes: 26,791 **Formal:** 24,450 **Informal:** 2,341 **Formality rate:** 91.3%

Participation rate: 82.7%

Elected councillors (alphabetical by surname)

Councillor name	Affiliation
BABINGTON Laurence	Independent
CONSTABLE Phil	Independent
JOHNSON Mick	Independent
MAYNE Anthony	Independent
POLLOCK Rob	Independent
SCHUTZ Amber	Independent
TURNER Colleen	The Greens NSW
WINSLADE Sharon	Australian Labor Party (NSW Branch)

Formal votes cast by vote type for the councillor election



Councillor candidate nominations (alphabetical by surname)

Name	Affiliation
BABINGTON Laurence	Independent
BEECHAM Kristy	Independent
BELL Charlie	The Greens NSW
BRAYSHAW Marlene	Independent
BROWN Lindsay	Independent
CHRISTIANSEN Sally	Independent
CONSTABLE Phil	Independent
DEADMAN Rosemary	Independent
ELLIS Patricia	Australian Labor Party (NSW Branch)
FORD Jason	Independent
FORTUNA Robert	Independent
GOW Neil	Independent
GREER Dave	Independent
GRICE David	Independent
HAMROSI Michelle	Independent
HATCHER Mathew	Independent
HAWKE John	Independent
HELLIER Trish	Independent
JOHNSON Mick	Independent
KEADY Sofia	Independent
MAHON Rebecca	Independent
MARCHINI Keira	Independent
MARTIN Geoff	Independent
MAYNE Anthony	Independent
MCASH Claire	Independent
MEEK Ronald	Independent
O'DONNELL Niall	The Greens NSW
POLLOCK Rob	Independent
SCHUTZ Amber	Independent
SEARSON Maureen	Australian Labor Party (NSW Branch)
STARMER Karyn	Independent
STUART Charles	Independent

Name	Affiliation
TAIT John	Independent
TAYLOR Carrie	Independent
THOMSON James	Independent
TRAYNOR Gary	Independent
TRITTON Krystal	Independent
TURNER Colleen	The Greens NSW
VAN DER MOOLEN Joslyn	The Greens NSW
VINCENT Gail	Australian Labor Party (NSW Branch)
WINSLADE Sharon	Australian Labor Party (NSW Branch)
ZAHRA Emily	Independent

Candidate nominations rejected/withdrawn: 1 rejected

Mayoral election

Mayor election total votes: 26,796 **Formal:** 25,351 (94.6%) **Informal:** 1,445 (5.4%) **Participation rate:** 82.7%

Elected mayor: HATCHER Mathew, Independent

Mayoral candidate nominations (alphabetical by surname)

Name	Affiliation
CONSTABLE Phil	Independent
HATCHER Mathew	Independent
JOHNSON Mick	Independent
MAYNE Anthony	Independent
MCASH Claire	Independent
POLLOCK Rob	Independent
TURNER Colleen	The Greens NSW
WINSLADE Sharon	Australian Labor Party (NSW Branch)

Election operations

Number of staff: 116

Number of pre-poll centres: 3

Number of election day polling places: 17

Number of declared institutions: 8

Returning Officer's office: Office Suite 5, 106 Auckland Street, Bega NSW 2550

Public registers: View the registers of candidates, groups, third-party campaigners, parties, party agents, senior office holders, associated entities and official agents, third-party lobbyists, and non-prohibited donors for the 2024 NSW Local Government elections on the [NSW Electoral Commission's website](#).

Fairfield City Council

On 27 June 2011, the *Local Government Amendment (Elections) Act 2011* (the Act) was passed in the NSW Parliament. Section 296 of the Act gave councils the ability to choose their election manager. Councils have the option to choose the NSW Electoral Commissioner or to engage a commercial election service provider to conduct the election for them.

City of Fairfield chose a commercial election service provider to conduct its 2024 ordinary election. For information regarding the 2024 NSW Local Government elections for [Fairfield City Council](#) please [contact the council directly](#).

Public registers: View the registers of candidates, groups, third-party campaigners, parties, party agents, senior office holders, associated entities and official agents, third-party lobbyists, and non-prohibited donors for the 2024 NSW Local Government elections on the [NSW Electoral Commission's website](#).



Federation election summary

Undivided council

Type of election conducted: Councillor (election of 9 councillors) | Poll (3 poll questions)

Council enrolment: 9,966 Residential roll: 9,958 Non-residential roll: 8

Apparent failure to vote notices issued: 1,675 (16.8% of the residential roll)

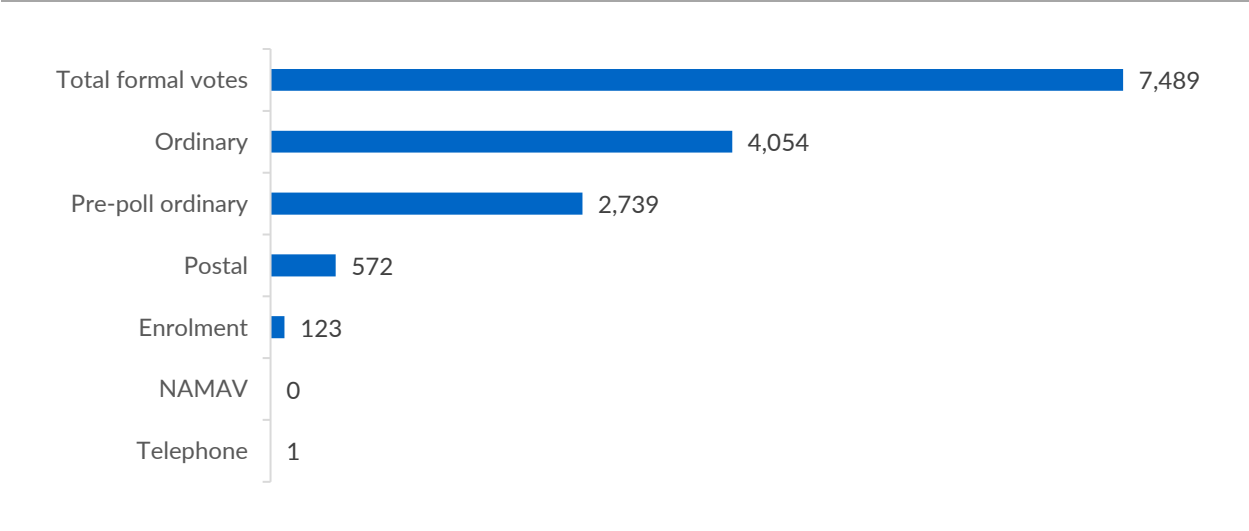
Councillor election

Councillor election total votes: 8,011 Formal: 7,489 Informal: 522 Formality rate: 93.5% Participation rate: 81.3%

Elected councillors (alphabetical by surname)

Councillor name	Affiliation
BLACK Rowena	Independent
BOTT David	Independent
BOURKE Patrick	
COOK Cheryl	
HARRISON David	
KENNEDY Andrew	
NIXON Richard	
SCHOEN Derek	Independent
WEARNE Susan	

Formal votes cast by vote type for the councillor election



Councillor candidate nominations (alphabetical by surname)

Name	Affiliation
BEATON Todd	Independent
BENNETT Rowley	
BLACK Rowena	Independent
BOTT David	Independent
BOURKE Patrick	
COOK Cheryl	
CORCORAN Mareeta	
CROTHERS John	Independent
CURRAN Susan	
DALITZ Leeanne	
DOYLE John	
DRUCE Dean	Independent
DYE Rosie	
FAHEY David	
GARDINER Michael	
GLASS Damien	
HARRISON David	
HUGHES Sally	Independent
HUGHES Theresea	Independent
KENNEDY Andrew	
LONGLEY David	
LONGMIRE Frederick	Independent
MAHON Matthew	
McLARTY Ray	
NIXON Richard	
OLLINGTON Brooke	
PARKER Nathan	
PEARCE Robert	
PURTLE Robert	
ROBSON Michael	Independent
SCHOEN Derek	Independent

Name	Affiliation
SEILER Chanade	
TREVETHAN Melanie	Independent
URQUHART Nicole	
WALES Norman	
WEARNE Susan	
WEBB Daniel	
WHITECHURCH Katrina	
WHITECHURCH Shaun	
WHYTE Julianne	Independent

Candidate nominations rejected/withdrawn: 1 withdrawn; 1 rejected

Council poll

Poll question 1: Do you believe that the forced amalgamation by the State Government in 2016 was a mistake?

Poll question 1 result: Yes 76.6% | No 23.4%

Poll question 2: Should the State Government compensate ratepayers for the ongoing costs of the amalgamation?

Poll question 2 result: Yes 84.1% | No 15.9%

Poll question 3: Do you support that Council should approach the State Government to guarantee representation for the former Urana Shire?

Poll question 3 result: Yes 68.6% | No 31.4%

Election operations

Number of staff: 41

Number of pre-poll centres: 2

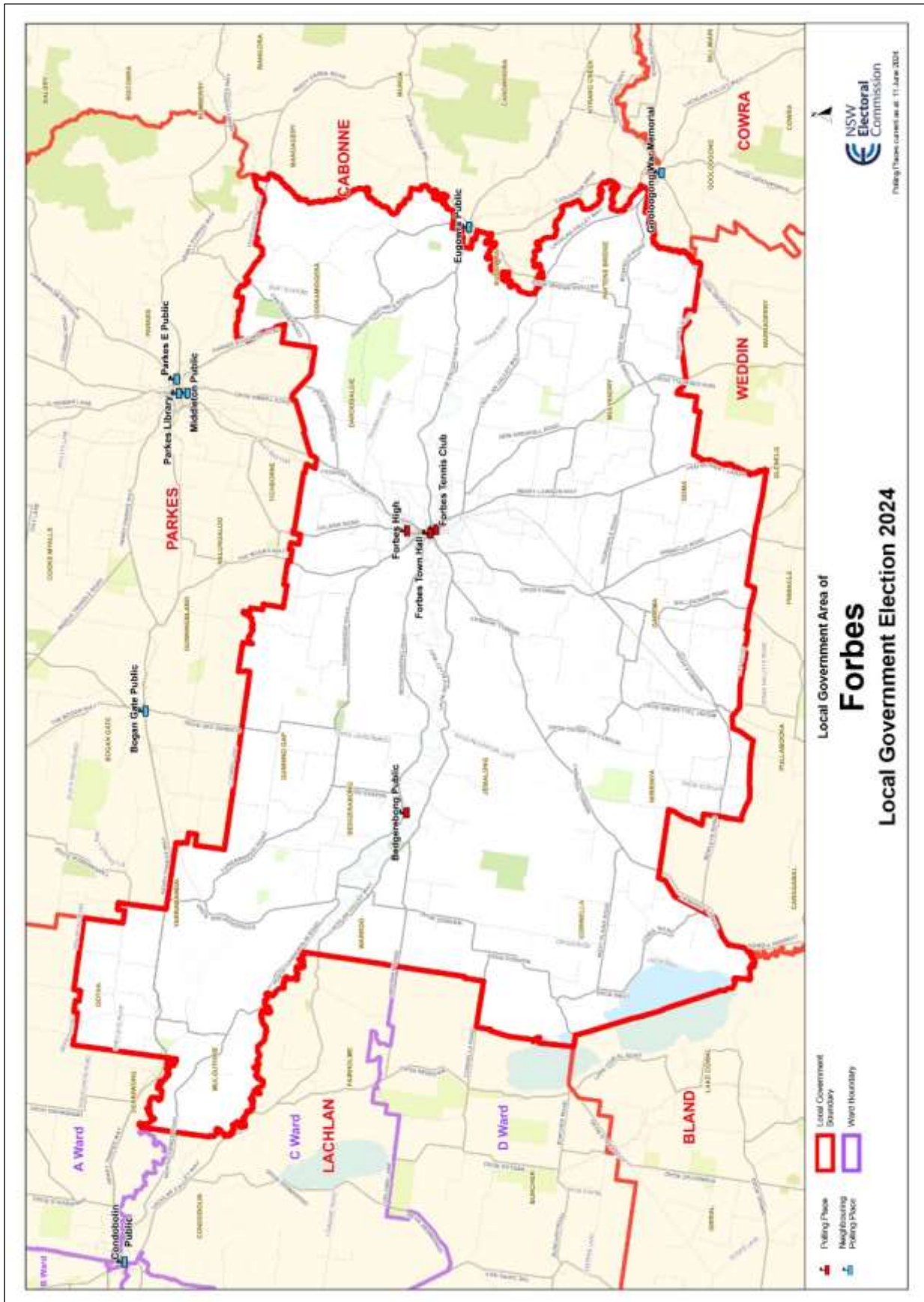
Number of election day polling places: 6

Number of declared institutions: 2

Returning Officer's office: 86-88 Sanger Street, Corowa NSW 2646

Public registers: View the registers of candidates, groups, third-party campaigners, parties, party agents, senior office holders, associated entities and official agents, third-party lobbyists, and non-prohibited donors for the 2024 NSW Local Government elections on the [NSW Electoral Commission's website](#).

Forbes Shire Council



Forbes election summary

Undivided council

Type of election conducted: Councillor (election of 9 councillors)

Council enrolment: 6,967 **Residential roll:** 6,967 **Non-residential roll:** 0

Apparent failure to vote notices issued: 990 (14.2% of the residential roll)

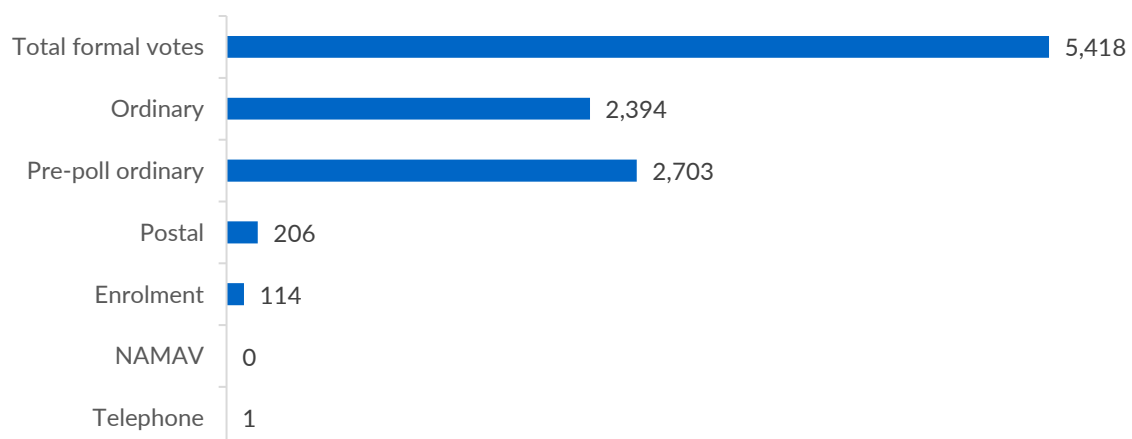
Councillor election

Councillor election total votes: 5,683 **Formal:** 5,418 **Informal:** 265 **Formality rate:** 95.3% **Participation rate:** 82.1%

Elected councillors (alphabetical by surname)

Councillor name	Affiliation
CLARKE Aidan	Independent
DUGGAN Margaret	
HERBERT Michele	
KARAITIANA Steven	Independent
MATTISKE Brian	
MILLER Phyllis	
ROYLANCE Chris	
SWEENEY Sarahlee	Independent
WEBB Jenny	Independent

Formal votes cast by vote type for the councillor election



Councillor candidate nominations (alphabetical by surname)

Name	Affiliation
CLARKE Aidan	Independent
DUGGAN Margaret	
HERBERT Michele	
KARAITIANA Steven	Independent
MATTISKE Brian	
MILLER Phyllis	
ROYLANCE Chris	
SWEENEY Sarahlee	Independent
WEBB Jenny	Independent
WHALAN James	Independent

Election operations**Number of staff:** 22**Number of pre-poll centres:** 1**Number of election day polling places:** 4**Number of declared institutions:** 1**Returning Officer's office:** 2/36 Boyd Circuit, Parkes NSW 2870

Public registers: View the registers of candidates, groups, third-party campaigners, parties, party agents, senior office holders, associated entities and official agents, third-party lobbyists, and non-prohibited donors for the 2024 NSW Local Government elections on the [NSW Electoral Commission's website](#).



Georges River election summary

Divided council: Blakehurst Ward | Hurstville Ward | Kogarah Bay Ward | Mortdale Ward | Peakhurst Ward

Type of election conducted: Councillor (election of 15 councillors, 3 from each ward)

Council enrolment: 96,882 **Residential roll:** 96,877 **Non-residential roll:** 5

Apparent failure to vote notices issued: 9,641 (10% of the residential roll)

Councillor election

Councillor election total votes: 83,367 **Formal:** 77,439 **Informal:** 5,928 **Formality rate:** 92.9%

Participation rate: 87.3%

Formality and participation by ward: **Ward:** Blakehurst **Formality rate:** 95.4% **Participation rate:** 87.7%

Ward: Hurstville **Formality rate:** 92.1% **Participation rate:** 87.3% | **Ward:** Kogarah Bay **Formality rate:** 92.8%

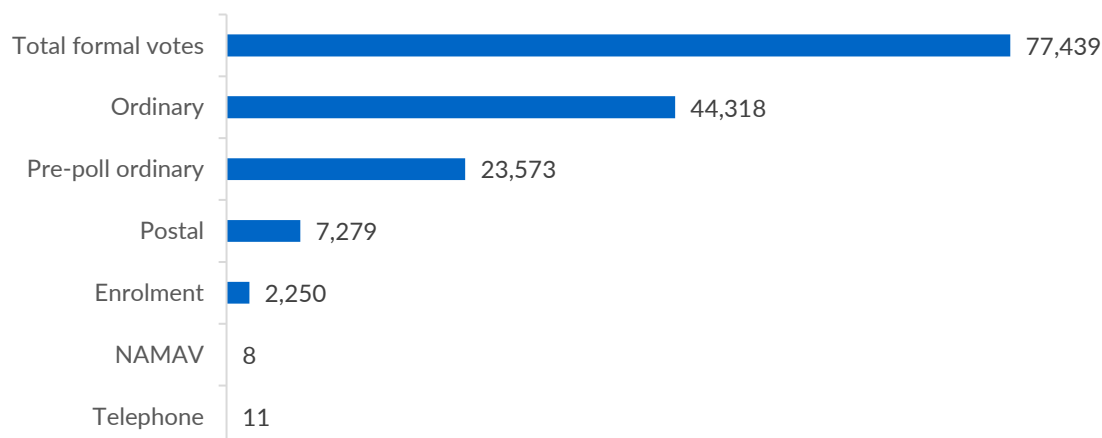
Participation rate: 86.0% | **Ward:** Mortdale **Formality rate:** 92.0% **Participation rate:** 87.7% | **Ward:** Peakhurst

Formality rate: 92.0% **Participation rate:** 87.9%

Elected councillors (alphabetical by surname, by ward)

Ward	Councillor name	Affiliation
Blakehurst	DIMOSKI Oliver	The Liberal Party Of Australia, New South Wales Division
Blakehurst	LANDSBERRY Kathryn	Australian Labor Party (NSW Branch)
Blakehurst	MORT Natalie	Georges River Residents And Ratepayers Party
Hurstville	LIU Nancy	The Liberal Party Of Australia, New South Wales Division
Hurstville	PUN Leon	Australian Labor Party (NSW Branch)
Hurstville	WANG Ben	Independent
Kogarah Bay	BORG Elise	Georges River Residents And Ratepayers Party
Kogarah Bay	GAO Y (Thomas)	Australian Labor Party (NSW Branch)
Kogarah Bay	STRATIKOPOULOS Sam	The Liberal Party Of Australia, New South Wales Division
Mortdale	AMBIHAIPAHAR Ash	Australian Labor Party (NSW Branch)
Mortdale	ARTHUR Tom	Australian Labor Party (NSW Branch)
Mortdale	JAMIESON Christina	Georges River Residents And Ratepayers Party
Peakhurst	ALLISON Matthew	Georges River Residents And Ratepayers Party
Peakhurst	ANZELLOTTI Elaina	Australian Labor Party (NSW Branch)
Peakhurst	MAHONEY Peter	Georges River Residents And Ratepayers Party

Formal votes cast by vote type for the councillor election



Councillor candidate nominations (alphabetical by surname)

Ward	Name	Affiliation
Blakehurst	BROWN James	The Liberal Party Of Australia, New South Wales Division
Blakehurst	CASSIMATIS Mary	Georges River Residents And Ratepayers Party
Blakehurst	DIMOSKI Oliver	The Liberal Party Of Australia, New South Wales Division
Blakehurst	FOULSTONE Sarina	Australian Labor Party (NSW Branch)
Blakehurst	HAWICK Nicole	Georges River Residents And Ratepayers Party
Blakehurst	LANDSBERRY Kathryn	Australian Labor Party (NSW Branch)
Blakehurst	MORT Natalie	Georges River Residents And Ratepayers Party
Blakehurst	POLITES Anastasia	Australian Labor Party (NSW Branch)
Blakehurst	TAYLOR Elizabeth	The Liberal Party Of Australia, New South Wales Division
Hurstville	BRIGHTWELL Max	Georges River Residents And Ratepayers Party
Hurstville	CREWDSON David	Australian Labor Party (NSW Branch)
Hurstville	JONES Bob	Georges River Residents And Ratepayers Party
Hurstville	LIU Nancy	The Liberal Party Of Australia, New South Wales Division
Hurstville	LU Binjie	The Liberal Party Of Australia, New South Wales Division
Hurstville	NAND Rahul	The Liberal Party Of Australia, New South Wales Division
Hurstville	PUN Leon	Australian Labor Party (NSW Branch)
Hurstville	QI Jun	Independent
Hurstville	SIGDEL Kamal	Independent
Hurstville	TAOUK Rhanda	Independent
Hurstville	VU Jenny	Australian Labor Party (NSW Branch)

Ward	Name	Affiliation
Hurstville	WANG Ben	Independent
Hurstville	ZHANG Chunhe (Rachel)	Georges River Residents And Ratepayers Party
Kogarah Bay	BELJIC Emilija	Australian Labor Party (NSW Branch)
Kogarah Bay	BORG Elise	Georges River Residents And Ratepayers Party
Kogarah Bay	BREEZE Heidi	Georges River Residents And Ratepayers Party
Kogarah Bay	BREMNER Sandra	Libertarian Party (Formerly Liberal Democrats)
Kogarah Bay	CONSTANTINE Sophia	Libertarian Party (Formerly Liberal Democrats)
Kogarah Bay	GAO Y (Thomas)	Australian Labor Party (NSW Branch)
Kogarah Bay	HERZOG Petra	Kogarah Residents' Association
Kogarah Bay	NICODEMOU Vasiliki (Vicky)	Libertarian Party (Formerly Liberal Democrats)
Kogarah Bay	PAYOR Leesha	Kogarah Residents' Association
Kogarah Bay	POOLE Vicki	Kogarah Residents' Association
Kogarah Bay	SHENG Bingxing	The Liberal Party Of Australia, New South Wales Division
Kogarah Bay	SKIBINSKI James	The Liberal Party Of Australia, New South Wales Division
Kogarah Bay	STRATIKOPOULOS Sam	The Liberal Party Of Australia, New South Wales Division
Kogarah Bay	TOFALAKIS Christopher	Georges River Residents And Ratepayers Party
Kogarah Bay	WARNER Mike	Australian Labor Party (NSW Branch)
Mortdale	AMBIHAIPAHAR Ash	Australian Labor Party (NSW Branch)
Mortdale	ARTHUR Tom	Australian Labor Party (NSW Branch)
Mortdale	ECCLESTON Peter	The Greens NSW
Mortdale	FLEMING Alexandra	Georges River Residents And Ratepayers Party
Mortdale	HAYES Gerard	Australian Labor Party (NSW Branch)
Mortdale	JAMIESON Christina	Georges River Residents And Ratepayers Party
Mortdale	MACKIE Deborah	Georges River Residents And Ratepayers Party
Mortdale	STELZER Glen	Public Education Party
Mortdale	STOJKOV Christian	Independent
Peakhurst	ALLISON Matthew	Georges River Residents And Ratepayers Party
Peakhurst	ANZELLOTTI Elaina	Australian Labor Party (NSW Branch)
Peakhurst	BAXANT Sonia	Georges River Residents And Ratepayers Party
Peakhurst	GANGOPADHYAY Karno	Australian Labor Party (NSW Branch)
Peakhurst	GAYTON Peter	Australian Labor Party (NSW Branch)
Peakhurst	MAHONEY Peter	Georges River Residents And Ratepayers Party

Election operations

Number of staff: 351

Number of pre-poll centres: 4

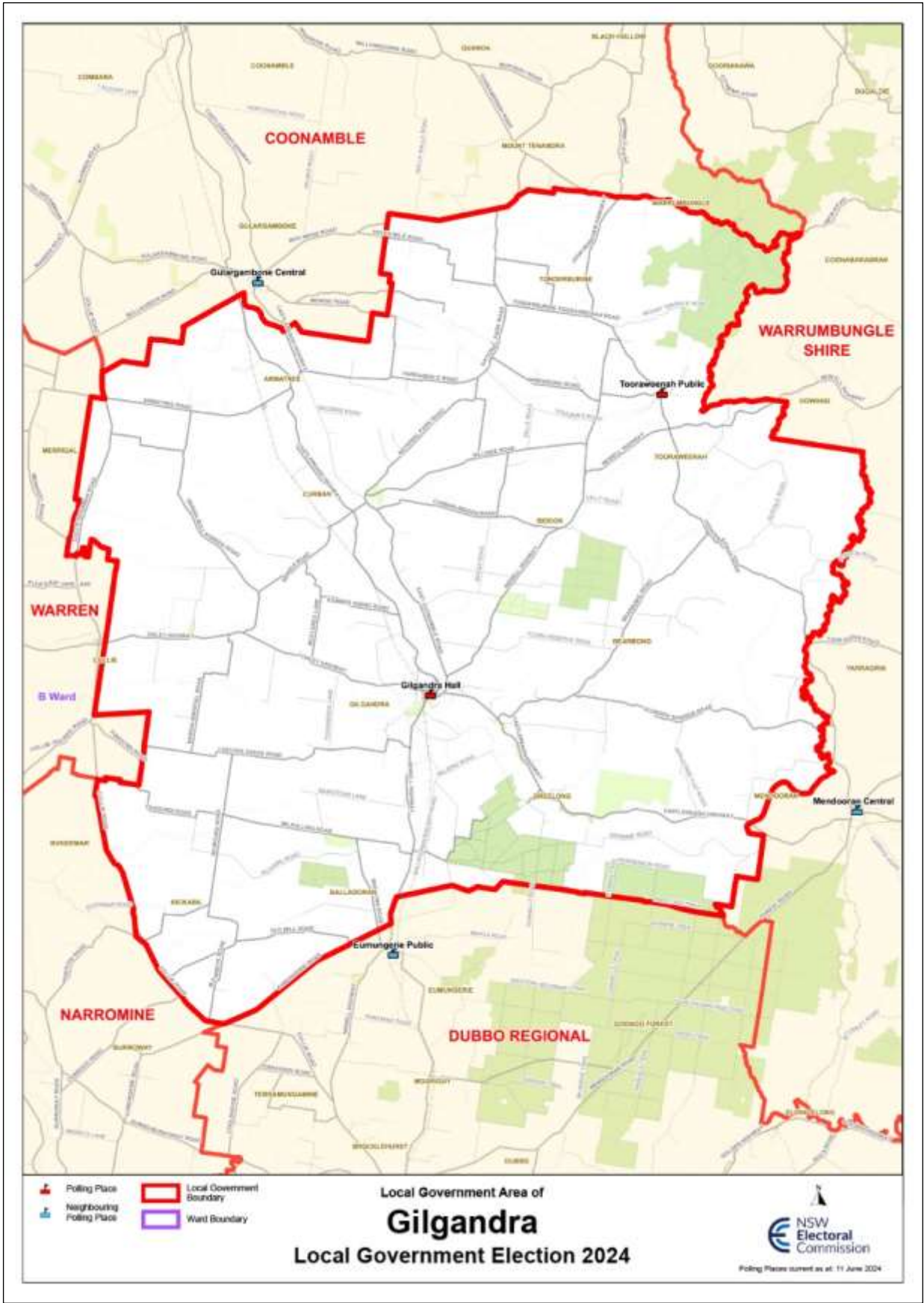
Number of election day polling places: 39

Number of declared institutions: 10

Returning Officer's office: Suite 1.03 & Suite 2.02, 430 Forest Road, Hurstville NSW 2220

Public registers: View the registers of candidates, groups, third-party campaigners, parties, party agents, senior office holders, associated entities and official agents, third-party lobbyists, and non-prohibited donors for the 2024 NSW Local Government elections on the [NSW Electoral Commission's website](#).

Gilgandra Shire Council



Gilgandra election summary

Undivided council

Type of election conducted: Councillor (election of 9 councillors)

Council enrolment: 3,205 **Residential roll:** 3,205 **Non-residential roll:** 0

Apparent failure to vote notices issued: 539 (16.8% of the residential roll)

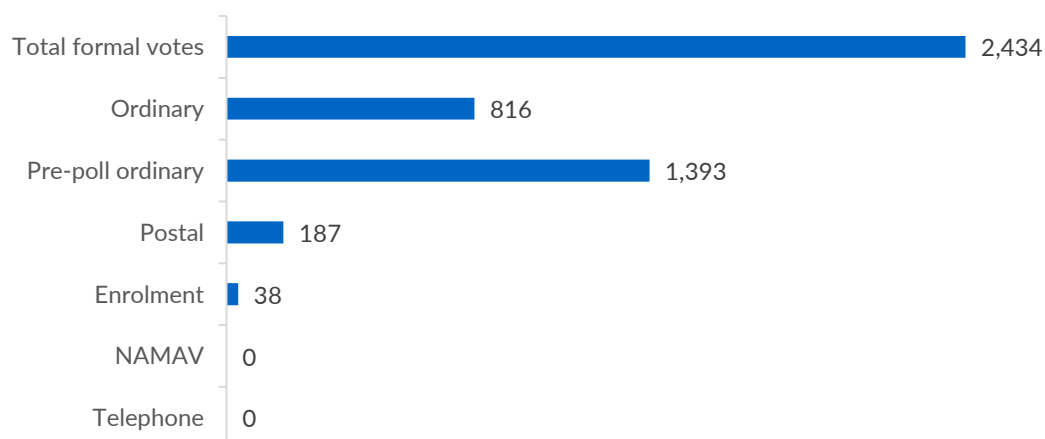
Councillor election

Councillor election total votes: 2,548 **Formal:** 2,434 **Informal:** 114 **Formality rate:** 95.5% **Participation rate:** 80.2%

Elected councillors (alphabetical by surname)

Councillor name	Affiliation
BATTEN Doug	Independent
BUNTER Amber	Independent
FORAN Madeline	Independent
FREETH Ian	Independent
MANN Paul	Independent
MOCKLER Brian	Independent
PEART Greg	Independent
WALKER Ashley	Independent
WHITE Nicholas	Independent

Formal votes cast by vote type for the councillor election



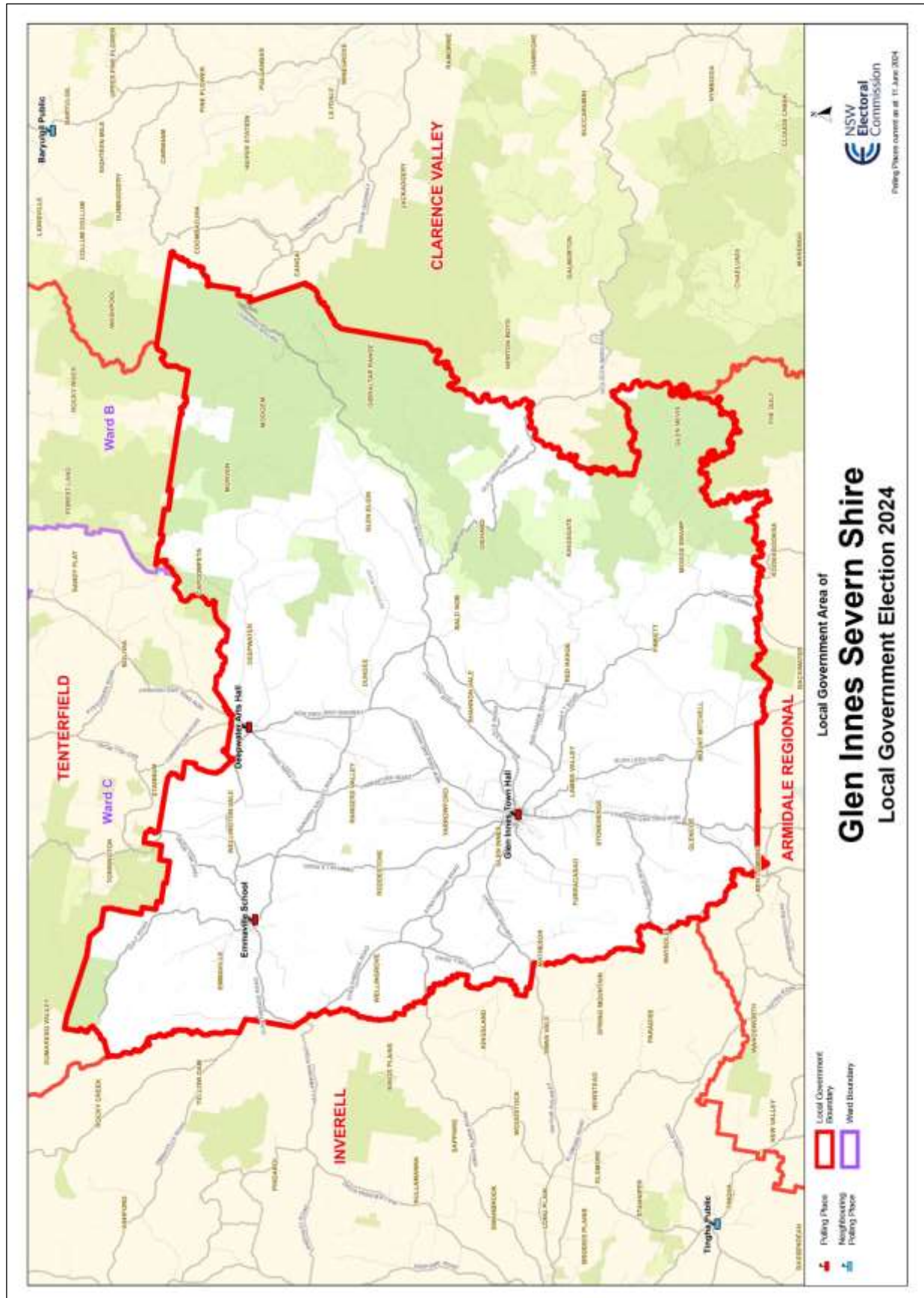
Councillor candidate nominations (alphabetical by surname)

Name	Affiliation
BABBAGE Gail	Independent
BATTEN Doug	Independent
BUNTER Amber	Independent
FORAN Madeline	Independent
FREETH Ian	Independent
MANN Paul	Independent
MOCKLER Brian	Independent
PEART Greg	Independent
WALKER Ashley	Independent
WHITE Nicholas	Independent

Election operations**Number of staff:** 13**Number of pre-poll centres:** 1**Number of election day polling places:** 2**Number of declared institutions:** 1**Returning Officer's office:** 51 King Street, Coonabarabran NSW 2357

Public registers: View the registers of candidates, groups, third-party campaigners, parties, party agents, senior office holders, associated entities and official agents, third-party lobbyists, and non-prohibited donors for the 2024 NSW Local Government elections on the [NSW Electoral Commission's website](#).

Glen Innes Severn Shire Council



Glen Innes Severn election summary

Undivided council

Type of election conducted: Councillor (election of 7 councillors)

Council enrolment: 6,756 **Residential roll:** 6,754 **Non-residential roll:** 2

Apparent failure to vote notices issued: 684 (10.1% of the residential roll)

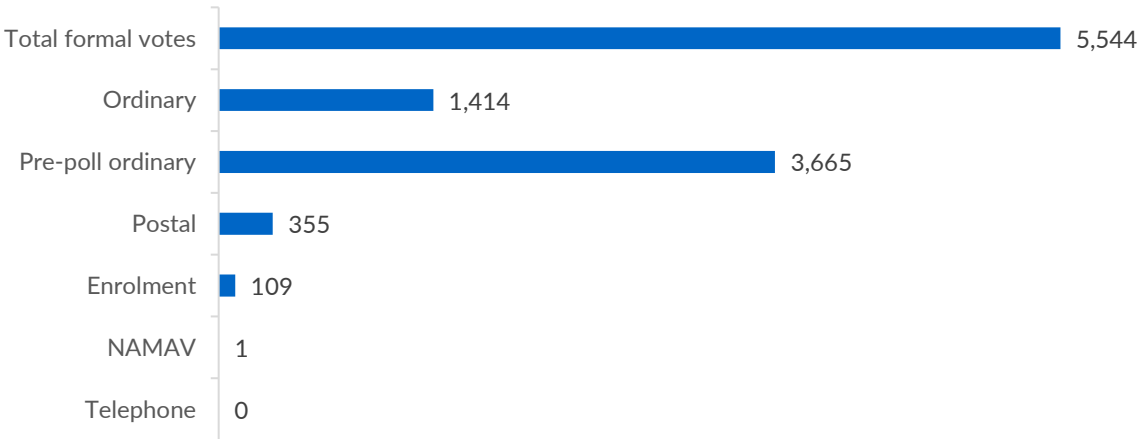
Councillor election

Councillor election total votes: 5,846 **Formal:** 5,544 **Informal:** 302 **Formality rate:** 94.8% **Participation rate:** 87.6%

Elected councillors (alphabetical by surname)

Councillor name	Affiliation
ALT Timothy	Independent
ARANDALE Troy	Independent
BANHAM Rob	Independent
DAVIS Margot	Independent
ELPHICK Max	Independent
PARSONS Andrew	Independent
SPARKS Carol	The Greens NSW

Formal votes cast by vote type for the councillor election



Councillor candidate nominations (alphabetical by surname)

Name	Affiliation
ALT Timothy	Independent
ARANDALE Troy	Independent
BANHAM Rob	Independent
DAVIS Margot	Independent
ELPHICK Max	Independent
PARSONS Andrew	Independent
SCOTT David	
SPARKS Carol	The Greens NSW
VOSPER Anne	Independent
WEATHERALL Elena	Independent

Election operations**Number of staff:** 24**Number of pre-poll centres:** 1**Number of election day polling places:** 3**Number of declared institutions:** 2**Returning Officer's office:** 214 Beardy Street, Armidale NSW 2350

Public registers: View the registers of candidates, groups, third-party campaigners, parties, party agents, senior office holders, associated entities and official agents, third-party lobbyists, and non-prohibited donors for the 2024 NSW Local Government elections on the [NSW Electoral Commission's website](#).



Goulburn Mulwaree election summary

Undivided council

Type of election conducted: Councillor (election of 9 councillors)

Council enrolment: 22,653 Residential roll: 22,651 Non-residential roll: 2

Apparent failure to vote notices issued: 2,420 (10.7% of the residential roll)

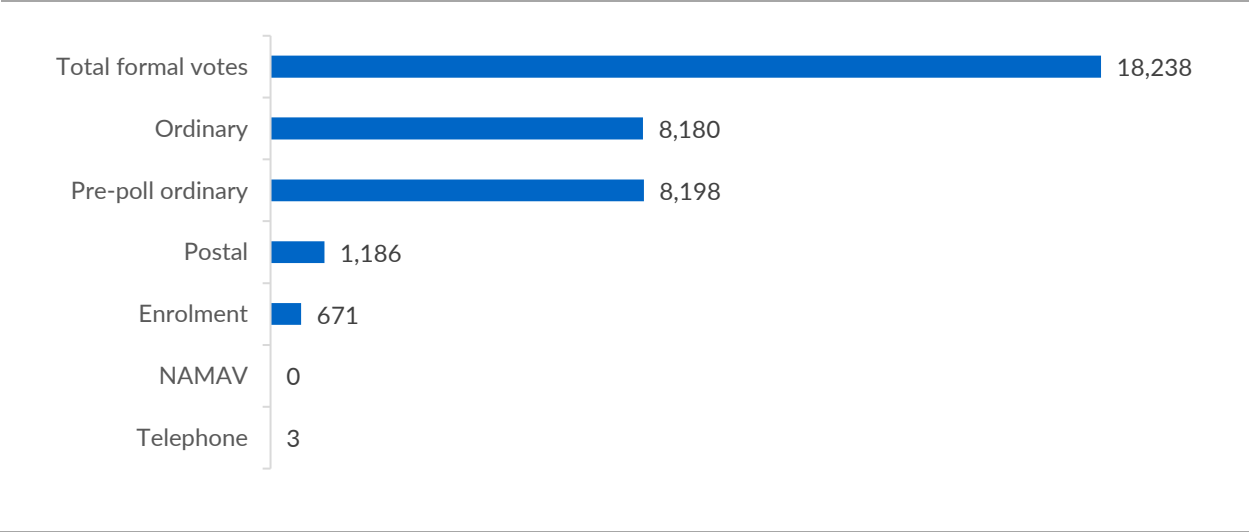
Councillor election

Councillor election total votes: 19,993 Formal: 18,238 Informal: 1,755 Formality rate: 91.2%
Participation rate: 88.9%

Elected councillors (alphabetical by surname)

Councillor name	Affiliation
DILLON Nina	Independent
FLINT Caitlin	Independent
KIRK Bob	Independent
MCKEON Liz	Australian Labor Party (NSW Branch)
O'MAHONY Christopher	Independent
PREVEDELLO Michael	Independent
SHEPHERD Jason	Australian Labor Party (NSW Branch)
SMITH Keith	Independent
STRICKLAND Daniel	Independent

Formal votes cast by vote type for the councillor election



Councillor candidate nominations (alphabetical by surname)

Name	Affiliation
ALLEN Shaun	Independent
BERESFORD-WYLIE Adrian	Independent
CORBETT James	Australian Labor Party (NSW Branch)
DILLON Nina	Independent
FLINT Caitlin	Independent
HURLEY Chloe	Independent
JAMES Carol	Independent
KANE Matthew	Independent
KEMP Paul	Independent
KIRK Bob	Independent
MARSDEN-BALLARD Danielle	Australian Labor Party (NSW Branch)
MCKEON Liz	Australian Labor Party (NSW Branch)
O'MAHONY Christopher	Independent
ORCHARD Richard	Independent
PREVEDELLO Michael	Independent
ROSS Samuel	Independent
RUDELL Steven	Independent
SHEPHERD Jason	Australian Labor Party (NSW Branch)
SMITH Keith	Independent
STRICKLAND Daniel	Independent
WOOD Andy	Shooters, Fishers And Farmers Party (NSW) Incorporated
WURTH-CRAWFORD Anna	Australian Labor Party (NSW Branch)

Candidate nominations rejected/withdrawn: 1 rejected

Election operations

Number of staff: 78

Number of pre-poll centres: 1

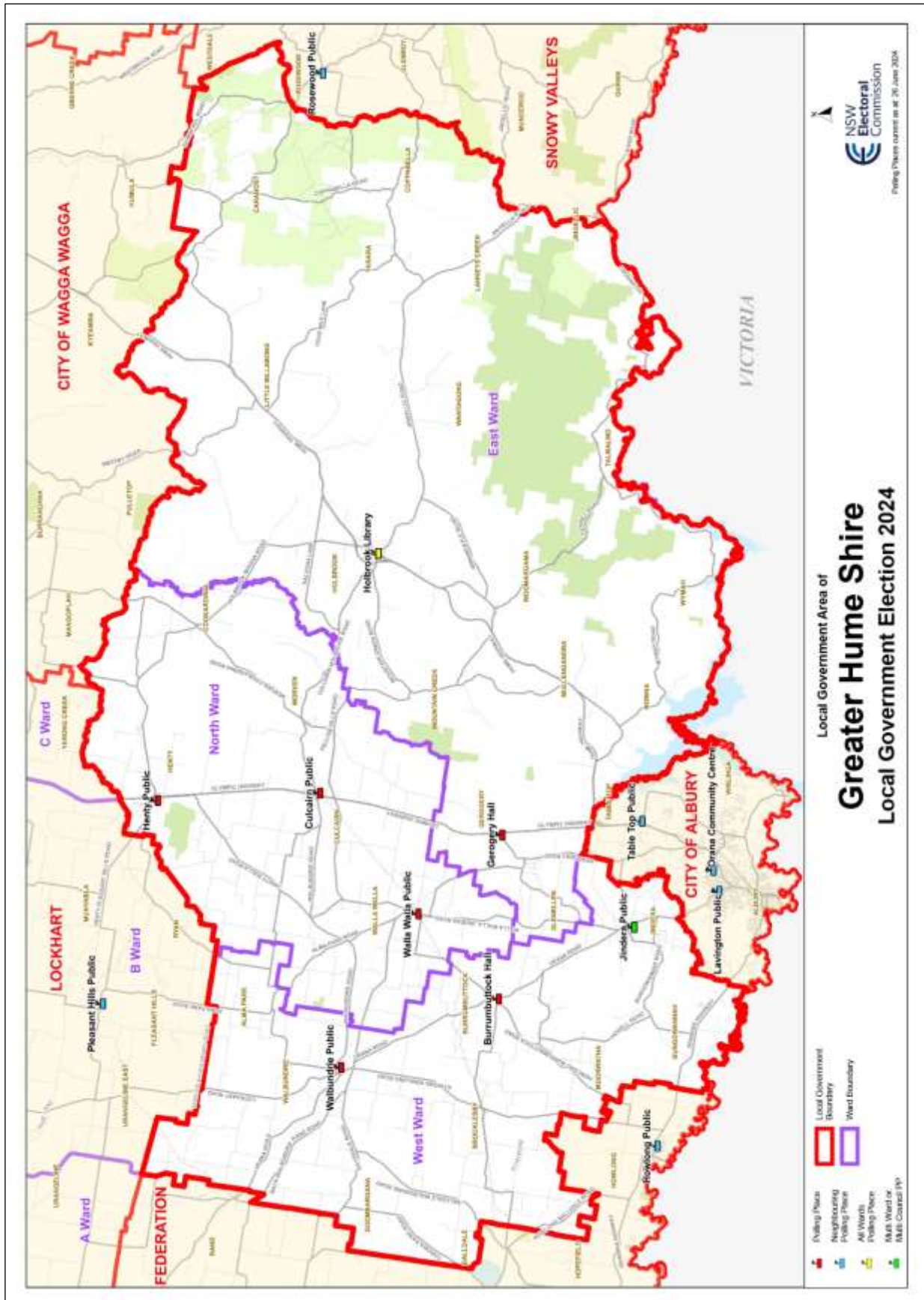
Number of election day polling places: 11

Number of declared institutions: 4

Returning Officer's office: Shops G & J, 322-326 Auburn Street, Goulburn NSW 2580

Public registers: View the registers of candidates, groups, third-party campaigners, parties, party agents, senior office holders, associated entities and official agents, third-party lobbyists, and non-prohibited donors for the 2024 NSW Local Government elections on the [NSW Electoral Commission's website](#).

Greater Hume Shire Council



Greater Hume election summary

Divided council: East Ward | North Ward | West Ward

Type of election conducted: Councillor (election of 9 councillors, 3 from each ward) | Referendum (2 questions)

Council enrolment (for contested elections): 8,243 **Residential roll:** 8,241 **Non-residential roll:** 2

Apparent failure to vote notices issued: 1,234 (15% of the residential roll)

Councillor election

For the Greater Hume Shire Council, at the close of nominations, three (3) candidate nominations were accepted for the three (3) councillor positions for East Ward and the election for this ward was uncontested and there was no need for electors to vote. The three candidates for East Ward were declared elected on Saturday, 14 September 2024.

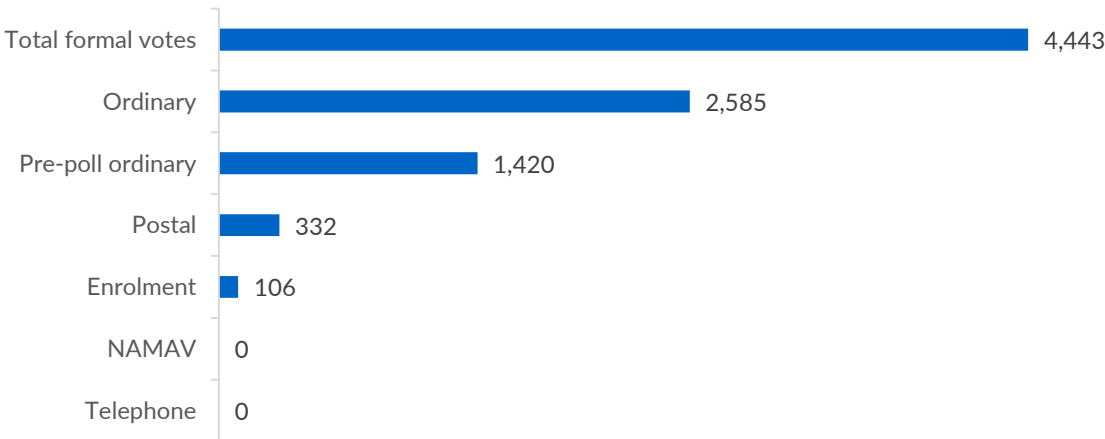
Councillor election total votes (for contested elections): 4,758 **Formal:** 4,443 **Informal:** 315 **Formality rate:** 93.4% **Participation rate:** 85.1%

Formality and participation by ward: **Ward: North** **Formality rate:** 93.6% **Participation rate:** 85.7% | **Ward: West** **Formality rate:** 93.2% **Participation rate:** 84.4%

Elected councillors (alphabetical by surname, by ward)

Ward	Councillor name	Affiliation
Greater Hume East	MORTON Kerry	Independent
Greater Hume East	PARKER Lea	Independent
Greater Hume East	QUINN Tony	Independent
Greater Hume North	HOOPER Benjamin	Independent
Greater Hume North	LISTON Brian	Independent
Greater Hume North	SCHILG Annette	Independent
Greater Hume West	HICKS Matt	Independent
Greater Hume West	LINDNER Ashley	Independent
Greater Hume West	O'NEILL Jenny	Independent

Formal votes cast by vote type for the councillor election



Councillor candidate nominations (alphabetical by surname, by ward)

Ward	Name	Affiliation
Greater Hume East	MORTON Kerry	Independent
Greater Hume East	PARKER Lea	Independent
Greater Hume East	QUINN Tony	Independent
Greater Hume North	FORREST Ian	Independent
Greater Hume North	HOOPER Benjamin	Independent
Greater Hume North	KNIGHT Rodney	Independent
Greater Hume North	LISTON Brian	Independent
Greater Hume North	SCHILG Annette	Independent
Greater Hume West	GARRATT Andrew	Independent
Greater Hume West	HICKS Matt	Independent
Greater Hume West	LINDNER Ashley	Independent
Greater Hume West	MITCHELL Talia	
Greater Hume West	O'NEILL Jenny	Independent

Candidate nominations rejected/withdrawn: 1 withdrawn (East ward)

Constitutional referendum

Referendum question 1: Currently Greater Hume Council is divided into three wards that elect 9 councillors in total. Do you favour abolishing this ward system in favour of a single area consisting of all voters that elects 9 councillors?

Referendum outcome 1: No (Yes: 35%; No: 65%)

Referendum question 2: Currently Greater Hume Council is divided into three wards that elect 9 councillors in total. Do you favour making no change to this system; that is three wards and 9 councillors remain?

Referendum outcome 2: Yes (Yes: 67.7%; No: 32.3%)

Election operations

Number of staff: 53

Number of pre-poll centres: 4

Number of election day polling places: 8

Number of declared institutions: 2

Returning Officer's office: 1/334 Wagga Road, Lavington NSW 2641

Public registers: View the registers of candidates, groups, third-party campaigners, parties, party agents, senior office holders, associated entities and official agents, third-party lobbyists, and non-prohibited donors for the 2024 NSW Local Government elections on the [NSW Electoral Commission's website](#).



Griffith election summary

Undivided council

Type of election conducted: Councillor (election of 8 councillors) | Mayor

Council enrolment: 16,972 Residential roll: 16,971 Non-residential roll: 1

Apparent failure to vote notices issued: 1,922 (11.3% of the residential roll)

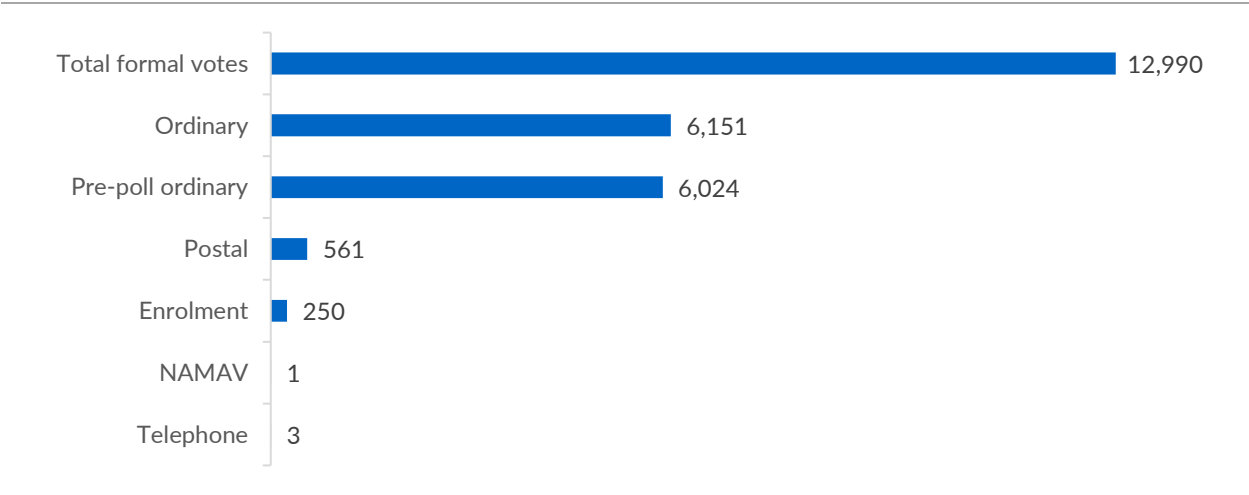
Councillor election

Councillor election total votes: 14,694 Formal: 12,990 Informal: 1,704 Formality rate: 88.4% Participation rate: 87.2%

Elected councillors (alphabetical by surname)

Councillor name	Affiliation
BLUMER Shari	Independent
DAL BON Mark	Independent
ELLIS Jenny	Independent
GROAT Scott	Independent
NAPOLI Anne	Independent
O'GRADY Tony	Independent
STEAD Christine	Independent
TESTONI Laurie	

Formal votes cast by vote type for the councillor election



Councillor candidate nominations (alphabetical by surname)

Name	Affiliation
ANDREAZZA Glen	
BELL Graeme	Independent

Name	Affiliation
BLUMER Shari	Independent
COTTON Graeme	Independent
CURRAN Doug	Independent
DAL BON Mark	Independent
ELLIS Jenny	Independent
GROAT Scott	Independent
LALLY Manjit	Independent
MARIN Melissa	Independent
NAPOLI Anne	Independent
O'GRADY Tony	Independent
SINGH Satwinder	Independent
STEAD Christine	Independent
SURANA Darshna	Independent
SUTTON Christopher	Independent
TESTONI Laurie	
THORNE Damian	Independent
ZAPPACOSTA Dino	Independent

Mayoral election

Mayoral election total votes: 14,687 **Formal:** 14,013 (95.4%) **Informal:** 674 (4.6%) **Participation rate:** 87.2%

Elected mayor: CURRAN Doug, Independent

Mayoral candidate nominations (alphabetical by surname)

Name	Affiliation
CURRAN Doug	Independent
NAPOLI Anne	Independent

Election operations

Number of staff: 74

Number of pre-poll centres: 2

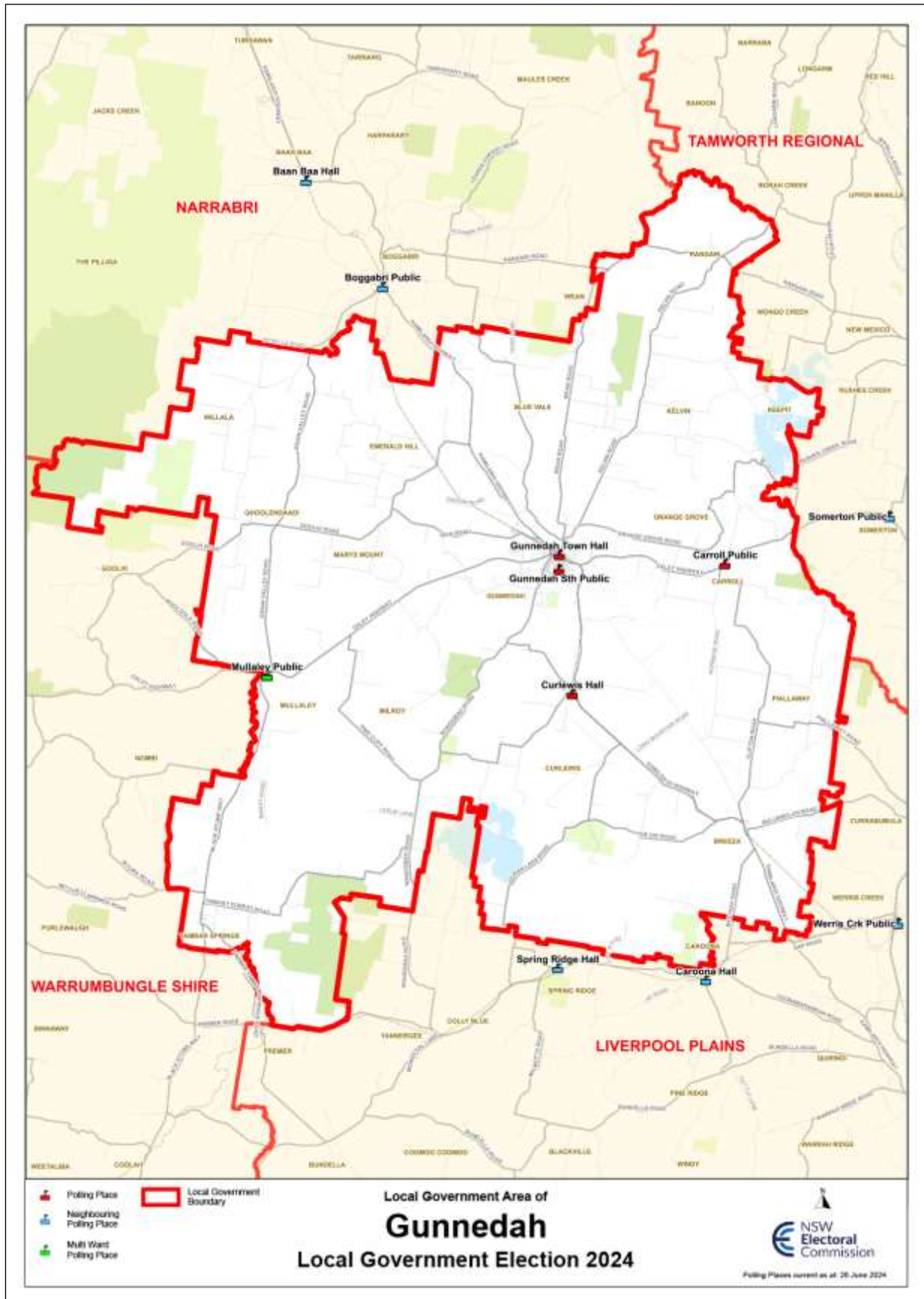
Number of election day polling places: 9

Number of declared institutions: 2

Returning Officer's office: 15 Merrowie Street, Griffith NSW 2680

Public registers: View the registers of candidates, groups, third-party campaigners, parties, party agents, senior office holders, associated entities and official agents, third-party lobbyists, and non-prohibited donors for the 2024 NSW Local Government elections on the [NSW Electoral Commission's website](#).

Gunnedah Shire Council



Gunnedah election summary

Undivided council

Type of election conducted: Councillor (election of 9 councillors)

Council enrolment: 9,409 **Residential roll:** 9,409 **Non-residential roll:** 0

Apparent failure to vote notices issued: 1,306 (13.9% of the residential roll)

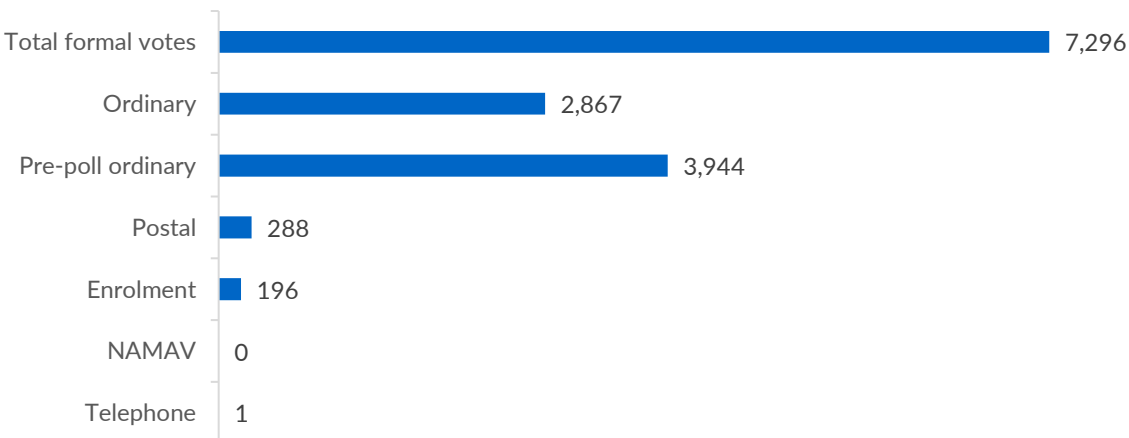
Councillor election

Councillor election total votes: 7,864 **Formal:** 7,296 **Informal:** 568 **Formality rate:** 92.8% **Participation rate:** 84.1%

Elected councillors (alphabetical by surname)

Councillor name	Affiliation
FULLER Colleen	Independent
HODDLE Robert	Independent
HOOKE Robert (Rob)	
LUKE Ann	Independent
MCARTHUR Juliana	Independent
MCGRATH Kate	Australian Labor Party (NSW Branch)
MOORE Cameron	Independent
McALLAN Tammey	Independent
NEWELL Linda	Independent

Formal votes cast by vote type for the councillor election



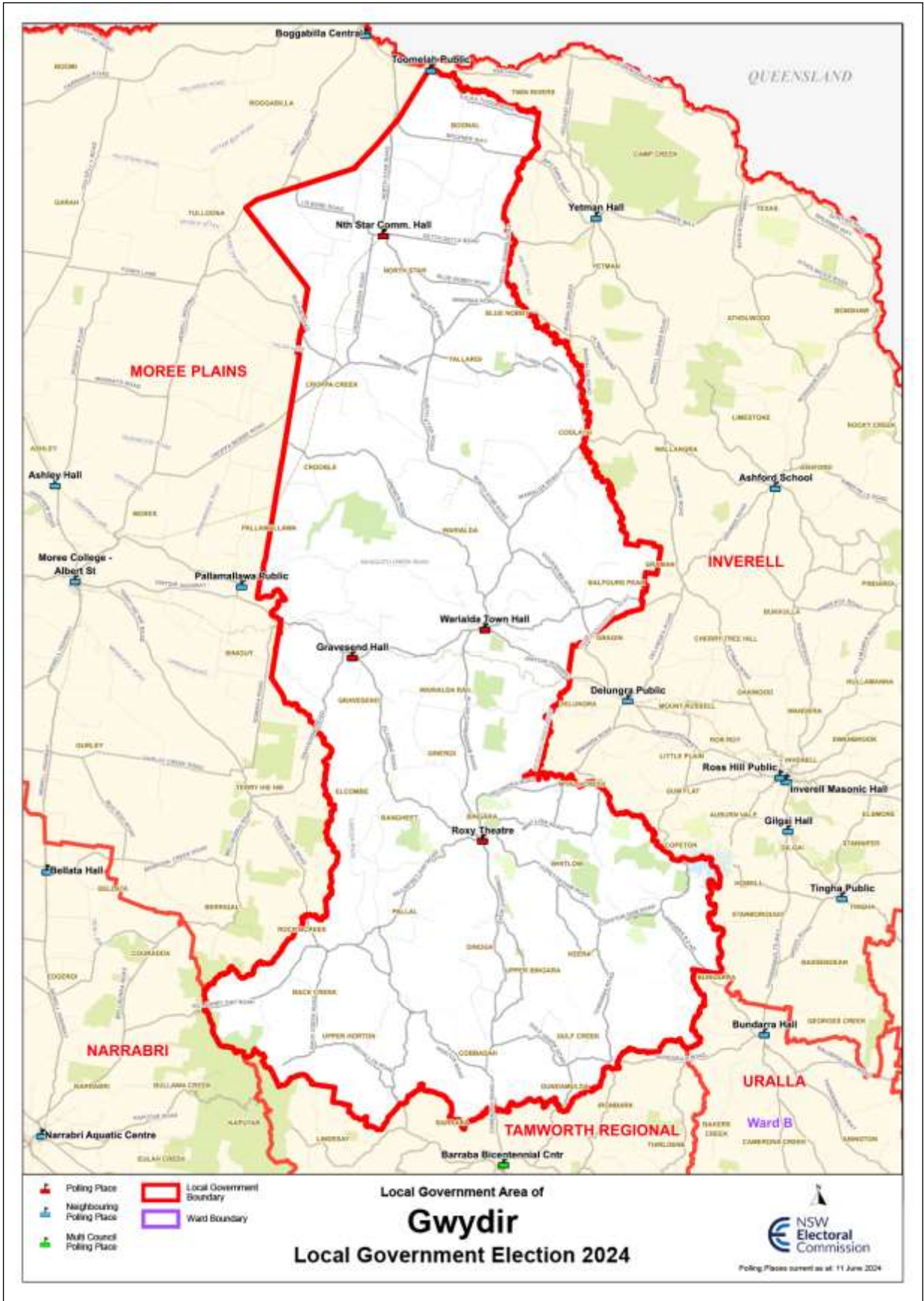
Councillor candidate nominations (alphabetical by surname)

Name	Affiliation
FULLER Colleen	Independent
HODDLE Robert	Independent
HOOKE Robert (Rob)	
LUKE Ann	Independent
MCARTHUR Juliana	Independent
MCGRATH Kate	Australian Labor Party (NSW Branch)
MOORE Cameron	Independent
McALLAN Tammy	Independent
NEAVE Mitchum	
NEWELL Linda	Independent
PETERSEN Greg	

Election operations**Number of staff:** 30**Number of pre-poll centres:** 1**Number of election day polling places:** 5**Number of declared institutions:** 3**Returning Officer's office:** South Street, Gunnedah NSW 2380

Public registers: View the registers of candidates, groups, third-party campaigners, parties, party agents, senior office holders, associated entities and official agents, third-party lobbyists, and non-prohibited donors for the 2024 NSW Local Government elections on the [NSW Electoral Commission's website](#).

Gwydir Shire Council



Gwydir election summary

Undivided council

Type of election conducted: Councillor (election of 9 councillors)

Council enrolment: 3,854 Residential roll: 3,854 Non-residential roll: 0

Apparent failure to vote notices issued: 455 (11.8% of the residential roll)

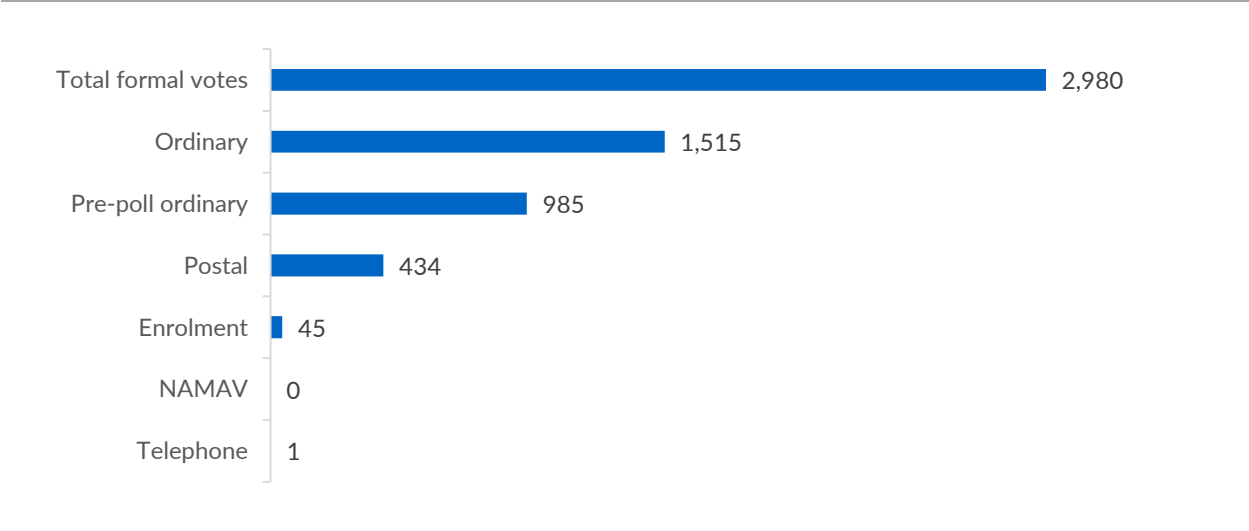
Councillor election

Councillor election total votes: 3,194 Formal: 2,980 Informal: 214 Formality rate: 93.3% Participation rate: 84.1%

Elected councillors (alphabetical by surname)

Councillor name	Affiliation
BISHTON John	Independent
COLEMAN Sean	
COLLINS Mick	
CRISPIN Scot	
CRUMP Sarah	
DIXON Marilyn (Mashy)	
GALVIN Tiffany	
SHERMAN Rachel	
WILLMOT Adrian	Independent

Formal votes cast by vote type for the councillor election



Councillor candidate nominations (alphabetical by surname)

Name	Affiliation
BISHTON John	Independent
COLEMAN Sean	
COLLINS Mick	
CRISPIN Scot	
CRUMP Sarah	
DICK Stuart	Independent
DIXON Marilyn (Mashy)	
GALVIN Tiffany	
GILL Ravi	
MULLIGAN Lyndon	
REDDAN Allan	
ROBERTSON Sally-Anne	Independent
SHERMAN Rachel	
WILLMOT Adrian	Independent

Candidate nominations rejected/withdrawn: 1 rejected

Election operations

Number of staff: 28

Number of pre-poll centres: 2

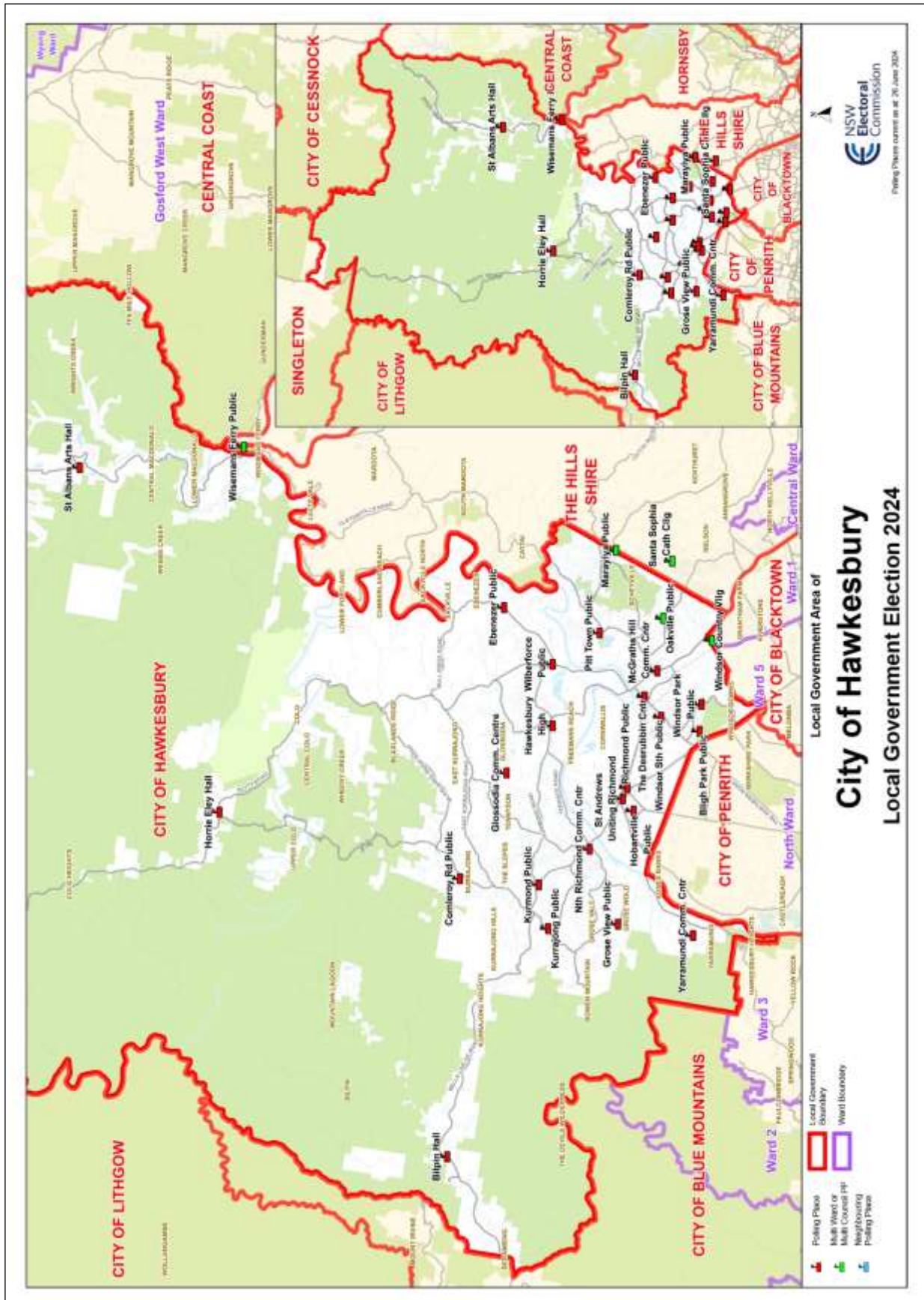
Number of election day polling places: 5

Number of declared institutions: 2

Returning Officer's office: 5-7 Evans Street, Inverell NSW 2360

Public registers: View the registers of candidates, groups, third-party campaigners, parties, party agents, senior office holders, associated entities and official agents, third-party lobbyists, and non-prohibited donors for the 2024 NSW Local Government elections on the [NSW Electoral Commission's website](#).

Hawkesbury City Council



Hawkesbury election summary

Undivided council

Type of election conducted: Councillor (election of 12 councillors)

Council enrolment: 50,010 **Residential roll:** 50,007 **Non-residential roll:** 3

Apparent failure to vote notices issued: 5,659 (11.3% of the residential roll)

Councillor election

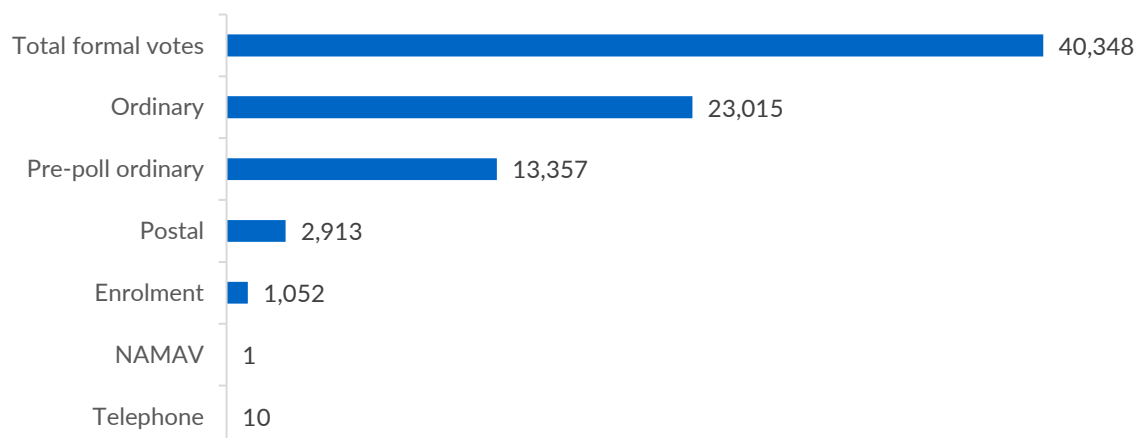
Councillor election total votes: 43,156 **Formal:** 40,348 **Informal:** 2,808 **Formality rate:** 93.5%

Participation rate: 87.1%

Elected councillors (alphabetical by surname)

Councillor name	Affiliation
ACZEL Tom	Independent
CREED Mike	The Liberal Party Of Australia, New South Wales Division
DJURIC Shane	Shooters, Fishers And Farmers Party (NSW) Incorporated
DOGRAMACI Eddie	The Small Business Party
KOTLASH Amanda	Australian Labor Party (NSW Branch)
LYONS-BUCKETT Mary	Independent
McMAHON Sarah	The Liberal Party Of Australia, New South Wales Division
REARDON Jill	The Liberal Party Of Australia, New South Wales Division
SHEATHER Les	Independent
VEIGEL Paul	The Liberal Party Of Australia, New South Wales Division
WHEELER Danielle	The Greens NSW
ZAMPROGNO Nathan	Independent

Formal votes cast by vote type for the councillor election



Councillor candidate nominations (alphabetical by surname)

Name	Affiliation
ACZEL Tom	Independent
ARTLETT Anita	Australian Labor Party (NSW Branch)
BALL David	Independent
BALTAKS Joel	Independent
BENNETT Natasha	The Liberal Party Of Australia, New South Wales Division
BENSON Richie	Independent
BISMI Hanif	The Small Business Party
BRAND Lynette (Lyn)	Independent
CADMAN Andrew	Independent
CAMPBELL Wendy	Independent
CARR Melanie	Independent
CHIARELLI Thomas	The Small Business Party
CLAASZ Allister	The Greens NSW
CLEAVER James	Independent
COALDRAKE Dave	Independent
CRANE Melissa	Independent
CREED Mike	The Liberal Party Of Australia, New South Wales Division
CROWTHER Brian	The Greens NSW
DAVIES Wendy	Australian Labor Party (NSW Branch)
DICKINSON Jessica	Independent

Name	Affiliation
DJURIC Brooke	Shooters, Fishers And Farmers Party (NSW) Incorporated
DJURIC Shane	Shooters, Fishers And Farmers Party (NSW) Incorporated
DOGRAMACI Eddie	The Small Business Party
DOGRAMACI Esma	The Small Business Party
GALEA Rodney	The Small Business Party
GARROW Emma-Jane	Independent
GRIBBIN Bob	Independent
GRIFFIN Simon	Australian Labor Party (NSW Branch)
HAVILAND Christopher	Australian Labor Party (NSW Branch)
HILL Stephanie	Shooters, Fishers And Farmers Party (NSW) Incorporated
HODGSKIN Gerard	Independent
JULIAN Matilda	The Greens NSW
KELLY Gae	Shooters, Fishers And Farmers Party (NSW) Incorporated
KOBIER Karen	The Greens NSW
KOTLASH Amanda	Australian Labor Party (NSW Branch)
LEVY Keith	Shooters, Fishers And Farmers Party (NSW) Incorporated
LYONS-BUCKETT Mary	Independent
MACKAY Warwick	The Liberal Party Of Australia, New South Wales Division
MAGUIRE Angela	Independent
MAGUIRE John	Independent
MURPHY Kayte	Independent
MUSCAT Peter	The Small Business Party
McGREGOR Bradley	Shooters, Fishers And Farmers Party (NSW) Incorporated
McMAHON Sarah	The Liberal Party Of Australia, New South Wales Division
O'TOOLE Stacy	Independent
PATON Debbie	The Greens NSW
PELLEW Donna	Independent
PRICE Philip	Independent
PYKE Roger	Australian Labor Party (NSW Branch)
RADUNZ Kirsten	Independent
RAUNJAK Anton	Independent
REARDON Jill	The Liberal Party Of Australia, New South Wales Division

Name	Affiliation
RYAN Peter	Independent
SHEATHER Les	Independent
SMITH Elise	Independent
TAPARA Michelle	Independent
VEIGEL Paul	The Liberal Party Of Australia, New South Wales Division
VIGOUROUX Tara	Independent
WATERS Kris	Independent
WEBSTER Meera	Independent
WHEELER Danielle	The Greens NSW
ZAMPROGNO Nathan	Independent

Candidate nominations rejected/withdrawn: 2 withdrawn

Election operations

Number of staff: 194

Number of pre-poll centres: 2

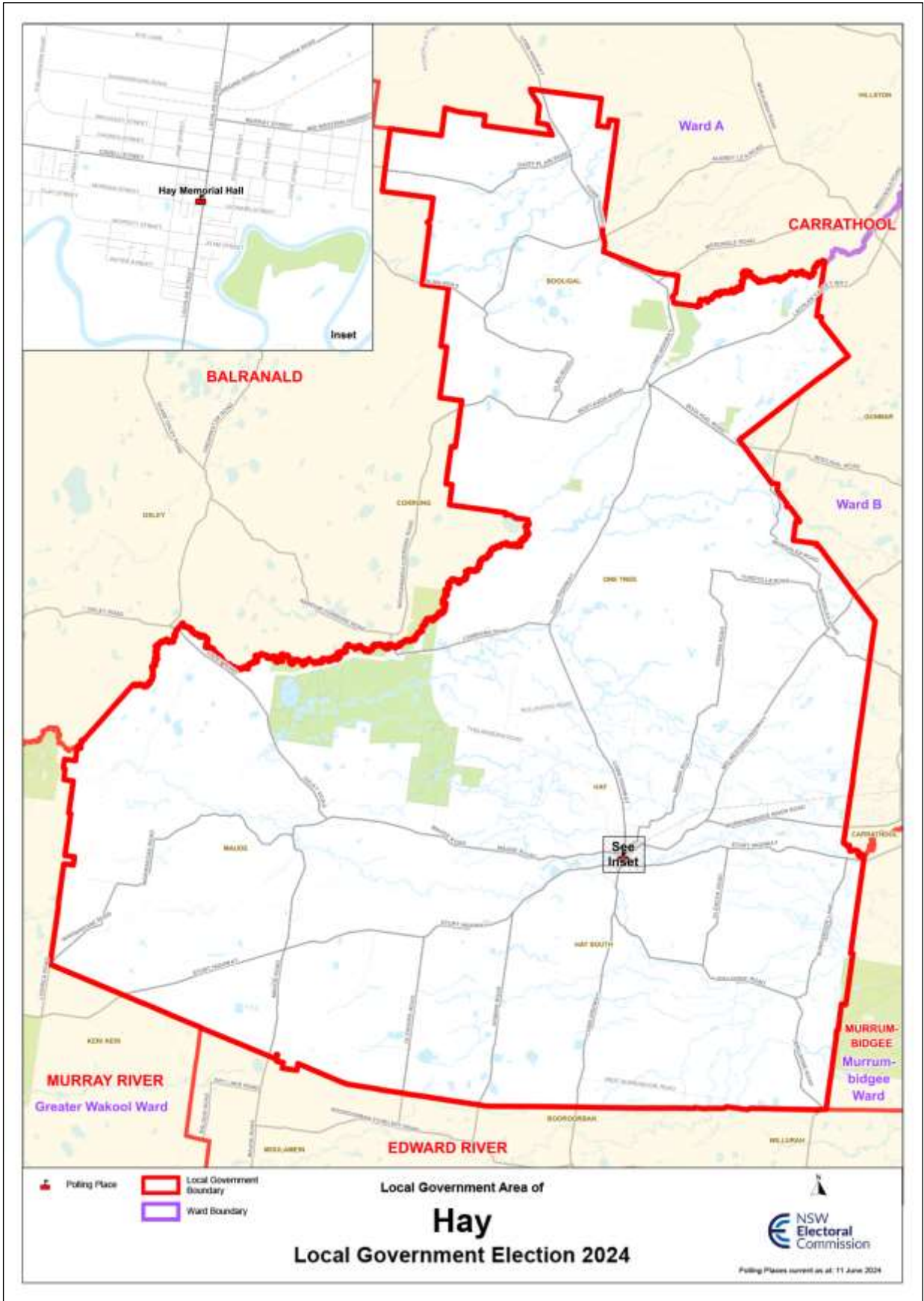
Number of election day polling places: 27

Number of declared institutions: 3

Returning Officer's office: Hawkesbury Race Club 1-15 Racecourse Road, Clarendon NSW 2756

Public registers: View the registers of candidates, groups, third-party campaigners, parties, party agents, senior office holders, associated entities and official agents, third-party lobbyists, and non-prohibited donors for the 2024 NSW Local Government elections on the [NSW Electoral Commission's website](#).

Hay Shire Council



Hay election summary

Undivided council

Type of election conducted: Councillor (election of 8 councillors)

Council enrolment: 2,113 Residential roll: 2,113 Non-residential roll: 0

Apparent failure to vote notices issued: 350 (16.6% of the residential roll)

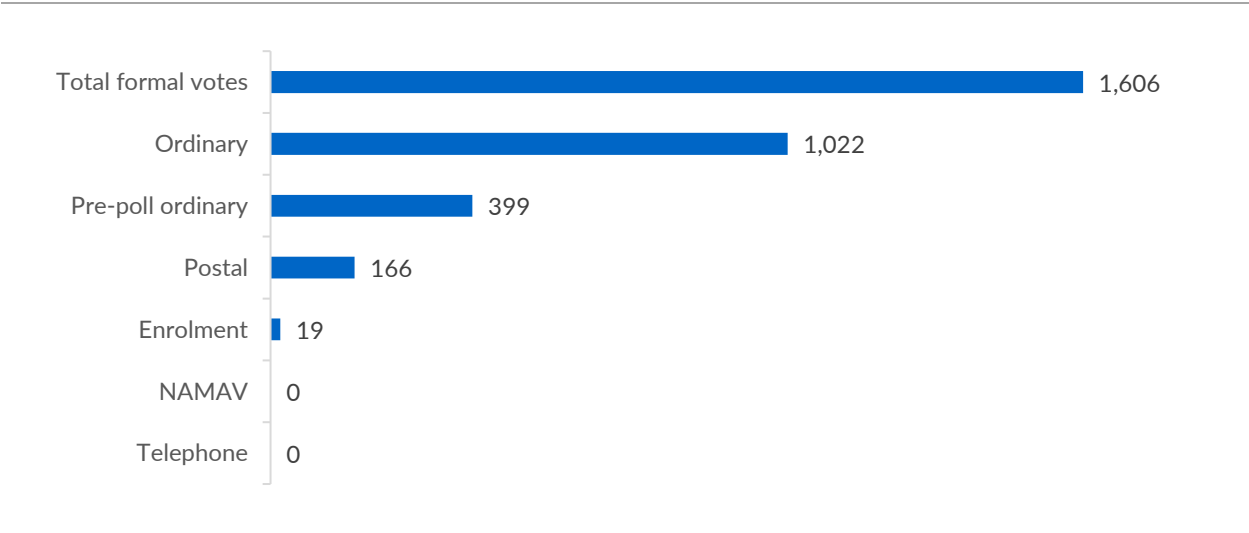
Councillor election

Councillor election total votes: 1,661 Formal: 1,606 Informal: 55 Formality rate: 96.7% Participation rate: 79.5%

Elected councillors (alphabetical by surname)

Councillor name	Affiliation
CHAPMAN Geoff	
GARNER Lionel	
MILLER Will	
OATAWAY Carol	
PERRY John	
PORTER Paul	Independent
QUINN Martyn	
TAPPER Darren	

Formal votes cast by vote type for the councillor election



Councillor candidate nominations (alphabetical by surname)

Name	Affiliation
CHAPMAN Geoff	
GARNER Lionel	
MILLER Will	
OATAWAY Carol	
PERRY John	
PORTER Paul	Independent
QUINN Martyn	
TAPPER Darren	
TOWNSEND David	Independent
YOUNG Steven	Independent

Election operations**Number of staff:** 13**Number of pre-poll centres:** 1**Number of election day polling places:** 1**Number of declared institutions:** 1**Returning Officer's office:** 170 Cressy Street, Deniliquin NSW 2710

Public registers: View the registers of candidates, groups, third-party campaigners, parties, party agents, senior office holders, associated entities and official agents, third-party lobbyists, and non-prohibited donors for the 2024 NSW Local Government elections on the [NSW Electoral Commission's website](#).



Hilltops election summary

Undivided council

Type of election conducted: Councillor (election of 11 councillors) | Referendum

Council enrolment: 14,584 **Residential roll:** 14,578 **Non-residential roll:** 6

Apparent failure to vote notices issued: 1,993 (13.7% of the residential roll)

Councillor election

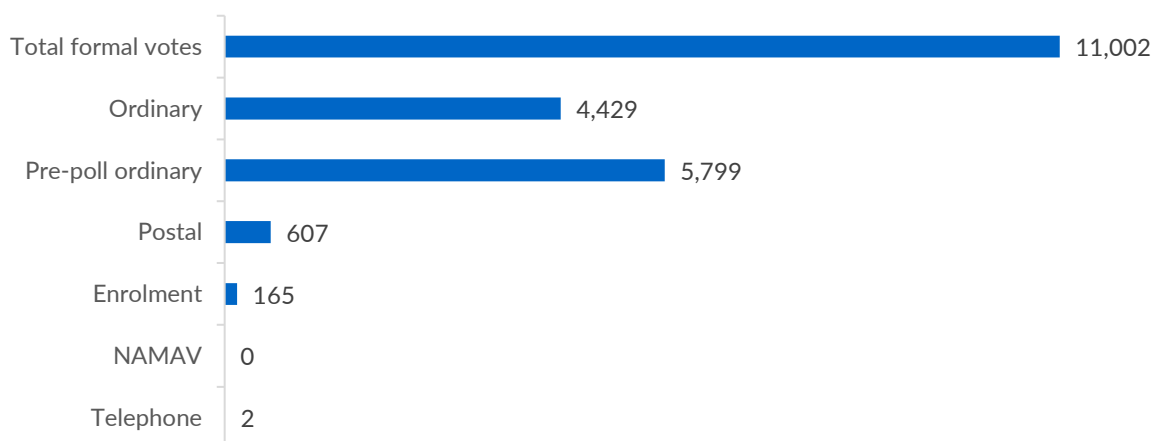
Councillor election total votes: 11,974 **Formal:** 11,002 **Informal:** 972 **Formality rate:** 91.9%

Participation rate: 83.3%

Elected councillors (alphabetical by surname)

Councillor name	Affiliation
BLACKWELL James	Independent
DAVIS Jake	Independent
DODD Mary	Independent
DOUGLAS Fiona	Independent
FLANERY Tony	
FOREMAN Alison	Independent
GALLO Michelle	Independent
INGRAM Brian	Independent
LANGFORD Neil	Independent
MACKAY Joanne	
STADTMILLER Matthew	Independent

Formal votes cast by vote type for the councillor election



Councillor candidate nominations (alphabetical by surname)

Name	Affiliation
BLACKWELL James	Independent
DAVIS Jake	Independent
DODD Mary	Independent
DOUGLAS Brandon	Independent
DOUGLAS Fiona	Independent
FITZGERALD Patrick	Independent
FLANERY Tony	
FOREMAN Alison	Independent
GALLO Michelle	Independent
INGRAM Brian	Independent
LANGFORD Neil	Independent
MACKAY Joanne	
SKILLEN Michael	Independent
SMITH Jennifer	Independent
STADTMILLER Matthew	Independent
SULTAN Abdullah	Independent

Constitutional referendum

Referendum question: Do you want a reduction in the number of Hilltops Council Councillors from eleven to nine?

Referendum outcome: Yes (Yes: 63.8%; No: 36.2%)

Election operations

Number of staff: 63

Number of pre-poll centres: 3

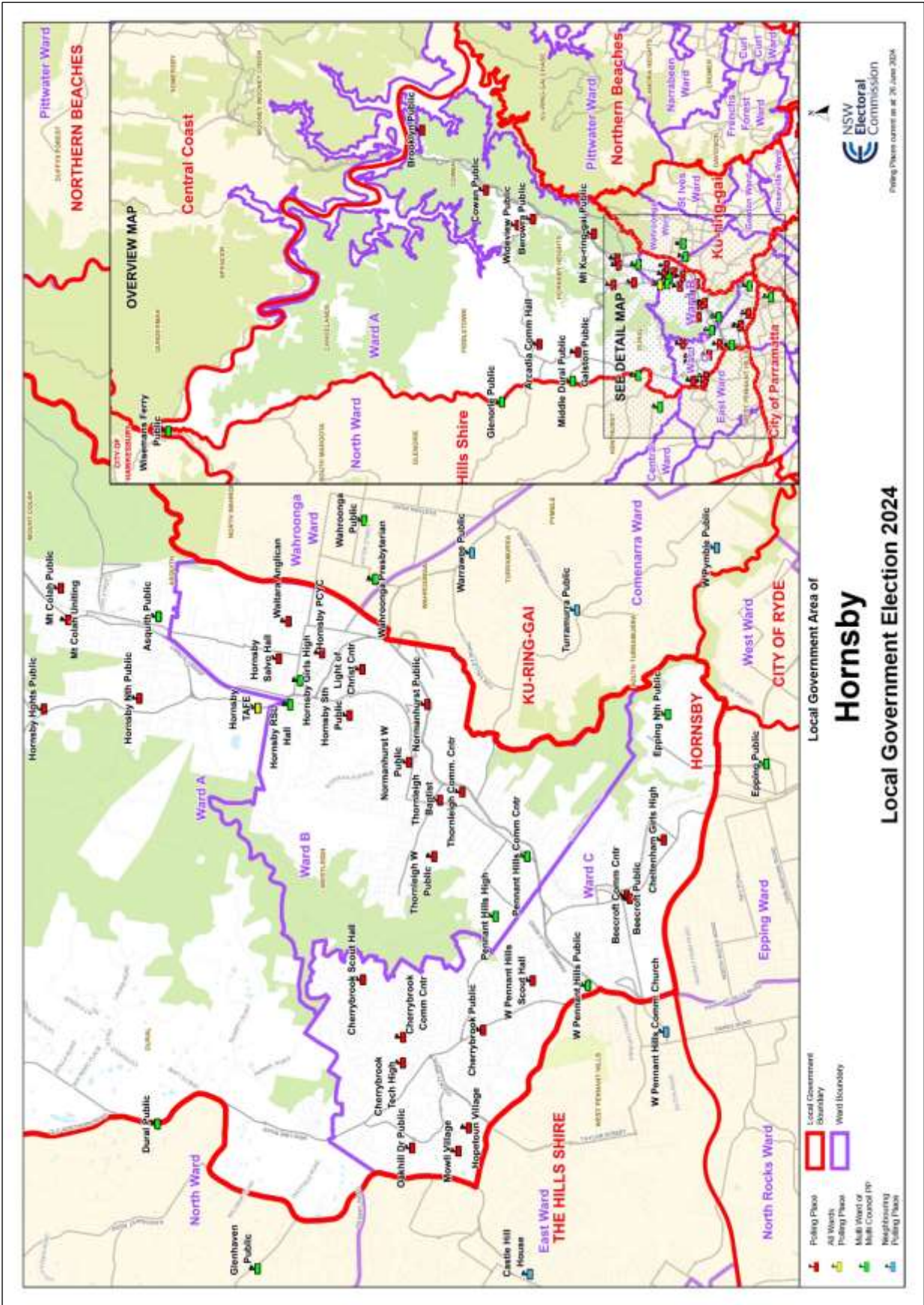
Number of election day polling places: 11

Number of declared institutions: 3

Returning Officer's office: 81 Wallendoon Street, Cootamundra NSW 2590

Public registers: View the registers of candidates, groups, third-party campaigners, parties, party agents, senior office holders, associated entities and official agents, third-party lobbyists, and non-prohibited donors for the 2024 NSW Local Government elections on the [NSW Electoral Commission's website](#).

The Council of the Shire of Hornsby



Hornsby election summary

Divided council: Ward A | Ward B | Ward C

Type of election conducted: Councillor (election of 9 councillors, 3 from each ward) | Mayor

Council enrolment: 102,154 Residential roll: 102,148 Non-residential roll: 6

Apparent failure to vote notices issued: 8,564 (8.4% of the residential roll)

Councillor election

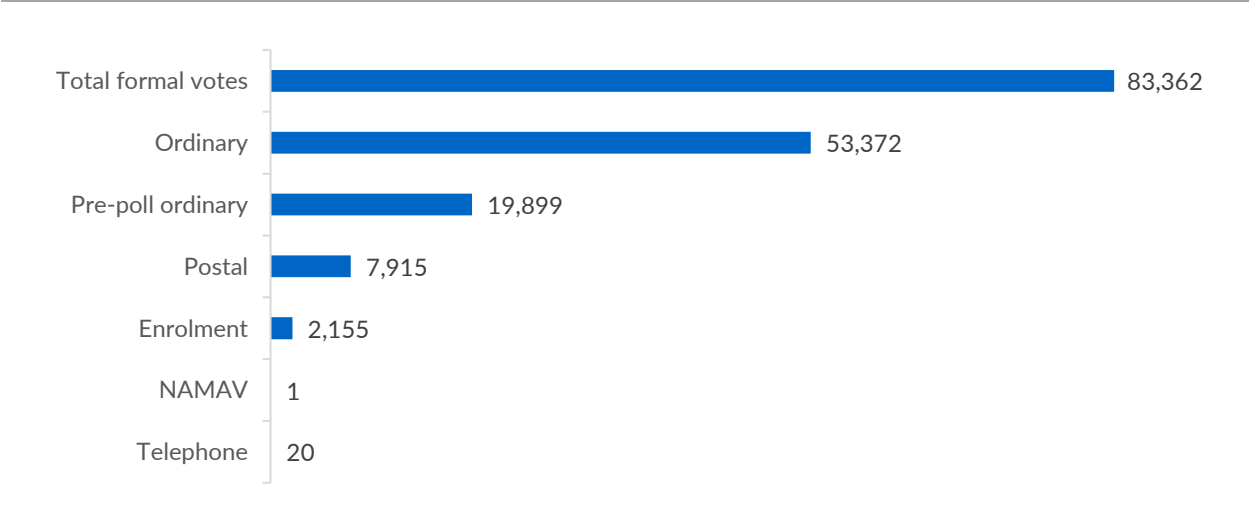
Councillor election total votes: 89,701 Formal: 83,362 Informal: 6,339 Formality rate: 92.9%
Participation rate: 89.1%

Formality and participation by ward: Ward: A Formality rate: 88.1% Participation rate: 89.4% | Ward: B
Formality rate: 95.1% Participation rate: 88.0% | Ward: C Formality rate: 95.8% Participation rate: 89.8%

Elected councillors (alphabetical by surname, by ward)

Ward	Councillor name	Affiliation
Hornsby Ward A	SEAGLOVE Jane	The Liberal Party Of Australia, New South Wales Division
Hornsby Ward A	SIMONS Olivia	The Greens NSW
Hornsby Ward A	TILBURY Nathan	Independent
Hornsby Ward B	BALL Monika	The Greens NSW
Hornsby Ward B	MCINTOSH Janelle	Australian Labor Party (NSW Branch)
Hornsby Ward B	McCLELLAND Sallianne	The Liberal Party Of Australia, New South Wales Division
Hornsby Ward C	CONLEY Matthew	Australian Labor Party (NSW Branch)
Hornsby Ward C	GREENWOOD Verity	The Liberal Party Of Australia, New South Wales Division
Hornsby C Ward	McSWEENEY Ben	The Liberal Party Of Australia, New South Wales Division

Formal votes cast by vote type for the councillor election



Councillor candidate nominations (alphabetical by surname, by ward)

Ward	Name	Affiliation
Hornsby Ward A	CHAMBERS Kristie	Independent
Hornsby Ward A	DICKSON Peter	The Greens NSW
Hornsby Ward A	FIELD David	The Greens NSW
Hornsby Ward A	FRIEND Kate	Independent
Hornsby Ward A	GOODE Benjamin	Australian Labor Party (NSW Branch)
Hornsby Ward A	SEAGLOVE Jane	The Liberal Party Of Australia, New South Wales Division
Hornsby Ward A	SIMONS Olivia	The Greens NSW
Hornsby Ward A	TILBURY Nathan	Independent
Hornsby Ward A	WADDELL Warren	The Liberal Party Of Australia, New South Wales Division
Hornsby Ward B	BALL Monika	The Greens NSW
Hornsby Ward B	BATEMAN Grahame	The Liberal Party Of Australia, New South Wales Division
Hornsby Ward B	CALDER Nathan	Independent
Hornsby Ward B	HATLEY Dana	The Greens NSW
Hornsby Ward B	KNOWLES Geoffrey	The Liberal Party Of Australia, New South Wales Division
Hornsby Ward B	MCINTOSH Janelle	Australian Labor Party (NSW Branch)
Hornsby Ward B	McCLELLAND Rory	Australian Labor Party (NSW Branch)
Hornsby Ward B	McCLELLAND Sallianne	The Liberal Party Of Australia, New South Wales Division
Hornsby Ward B	SCOTT Milly	Independent
Hornsby Ward B	SELLERS Tom	Independent
Hornsby Ward B	SMART Lilith	Australian Labor Party (NSW Branch)
Hornsby Ward B	TING Matthew	The Greens NSW
Hornsby Ward B	WEIHART Ilan	Independent
Hornsby Ward C	CARDELLI Elizabeth	Independent
Hornsby Ward C	CASWELL Benjamin	Independent
Hornsby Ward C	CHUDLEIGH Harrison	Independent
Hornsby Ward C	CONLEY Matthew	Australian Labor Party (NSW Branch)
Hornsby Ward C	GREENWOOD Verity	The Liberal Party Of Australia, New South Wales Division
Hornsby Ward C	MACDONALD Andrew	Australian Labor Party (NSW Branch)
Hornsby Ward C	McSWEENEY Ben	The Liberal Party Of Australia, New South Wales Division
Hornsby Ward C	PILLAMARRI Samyuta	The Liberal Party Of Australia, New South Wales Division
Hornsby Ward C	ROWLAND James	Independent

Ward	Name	Affiliation
Hornsby Ward C	SALITRA Tania	The Greens NSW
Hornsby Ward C	TAYLOR Barbara	Australian Labor Party (NSW Branch)
Hornsby Ward C	WARNECKE Ana	The Greens NSW
Hornsby Ward C	WHEATLEY Robyn	The Greens NSW

Candidate nominations rejected/withdrawn: 1 rejected (Ward A)

Mayoral election

Mayoral election total votes: 89,842 **Formal:** 87,004 (96.8%) **Informal:** 2,838 (3.2%) **Participation rate:** 89.1%

Elected mayor: WADDELL Warren, The Liberal Party Of Australia, New South Wales Division

Mayoral candidate nominations (alphabetical by surname)

Name	Affiliation
MCINTOSH Janelle	Australian Labor Party (NSW Branch)
SALITRA Tania	The Greens NSW
TILBURY Nathan	Independent
WADDELL Warren	The Liberal Party Of Australia, New South Wales Division
WOODWARD Roger	Independent

Election operations

Number of staff: 372

Number of pre-poll centres: 4

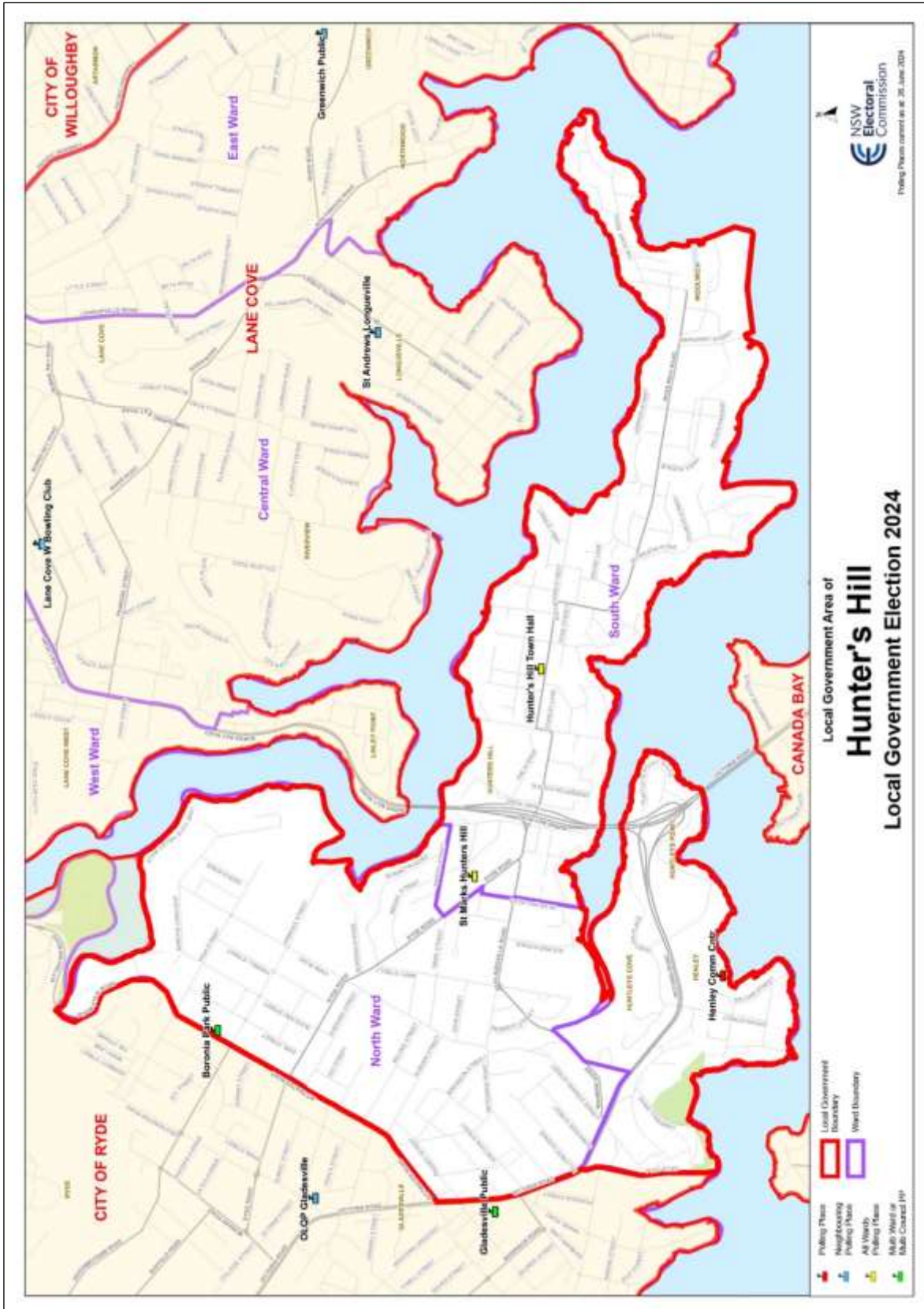
Number of election day polling places: 48

Number of declared institutions: 13

Returning Officer's office: Berowra Marketplace, 16/19-27 Turner Road, Berowra Heights NSW 2082

Public registers: View the registers of candidates, groups, third-party campaigners, parties, party agents, senior office holders, associated entities and official agents, third-party lobbyists, and non-prohibited donors for the 2024 NSW Local Government elections on the [NSW Electoral Commission's website](#).

The Council of the Municipality of Hunter's Hill



Hunters Hill election summary

Divided council: North Ward | South Ward

Type of election conducted: Councillor (election of 6 councillors, 3 from each ward) | Mayor

Council enrolment: 10,132 Residential roll: 10,132 Non-residential roll: 0

Apparent failure to vote notices issued: 1,029 (10.2% of the residential roll)

Councillor election

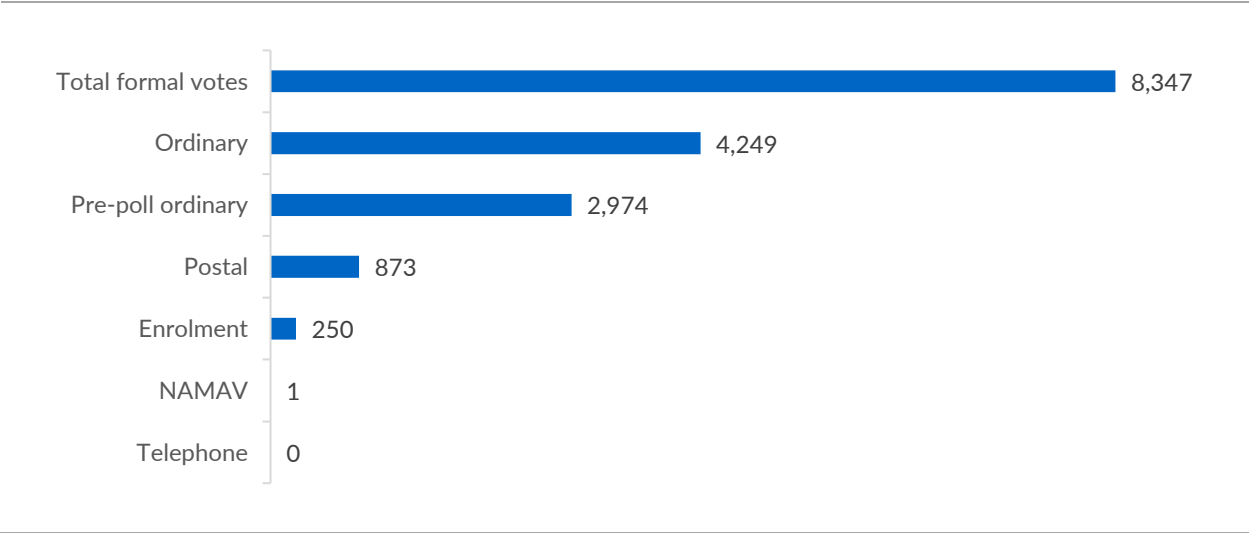
Councillor election total votes: 8,641 Formal: 8,347 Informal: 294 Formality rate: 96.6% Participation rate: 86.5%

Formality and participation by ward: Ward: North Formality rate: 96.1% Participation rate: 86.4% | Ward: South Formality rate: 97.1% Participation rate: 86.5%

Elected councillors (alphabetical by surname, by ward)

Ward	Councillor name	Affiliation
Hunters Hill North	KASSAB Carla	The Liberal Party Of Australia, New South Wales Division
Hunters Hill North	TANNOUS-SLEIMAN Carol	The Liberal Party Of Australia, New South Wales Division
Hunters Hill North	WILLIAMS Ross	Independent
Hunters Hill South	LANE Marc	Independent
Hunters Hill South	PRIESTON Julia	The Liberal Party Of Australia, New South Wales Division
Hunters Hill South	VIRGARA Tatyana	The Liberal Party Of Australia, New South Wales Division

Formal votes cast by vote type for the councillor election



Councillor candidate nominations (alphabetical by surname, by ward)

Ward	Name	Affiliation
Hunters Hill North	BROOKS Maree	Independent
Hunters Hill North	DOYLE Marianne	The Liberal Party Of Australia, New South Wales Division
Hunters Hill North	KASSAB Carla	The Liberal Party Of Australia, New South Wales Division
Hunters Hill North	TANNOUS-SLEIMAN Carol	The Liberal Party Of Australia, New South Wales Division
Hunters Hill North	VELOSKEY Linda	Independent
Hunters Hill North	WILLIAMS Ross	Independent
Hunters Hill South	LANE Marc	Independent
Hunters Hill South	MILES Zac	The Liberal Party Of Australia, New South Wales Division
Hunters Hill South	MUTTON Chris	Independent
Hunters Hill South	PRIESTON Julia	The Liberal Party Of Australia, New South Wales Division
Hunters Hill South	RYVES Jay	Independent
Hunters Hill South	SANDERSON Jim	Independent
Hunters Hill South	VIRGARA Tatyana	The Liberal Party Of Australia, New South Wales Division

Candidate nominations rejected/withdrawn: 1 withdrawn (South Ward)

Mayoral election

Mayor election total votes: 8,655 **Formal:** 8,442 (97.5%) **Informal:** 213 (2.5%) **Participation rate:** 86.5%

Elected mayor: MILES Zac, The Liberal Party Of Australia, New South Wales Division

Mayoral candidate nominations (alphabetical by surname)

Name	Affiliation
MILES Zac	The Liberal Party Of Australia, New South Wales Division
WILLIAMS Ross	Independent

Election operations

Number of staff: 41

Number of pre-poll centres: 1

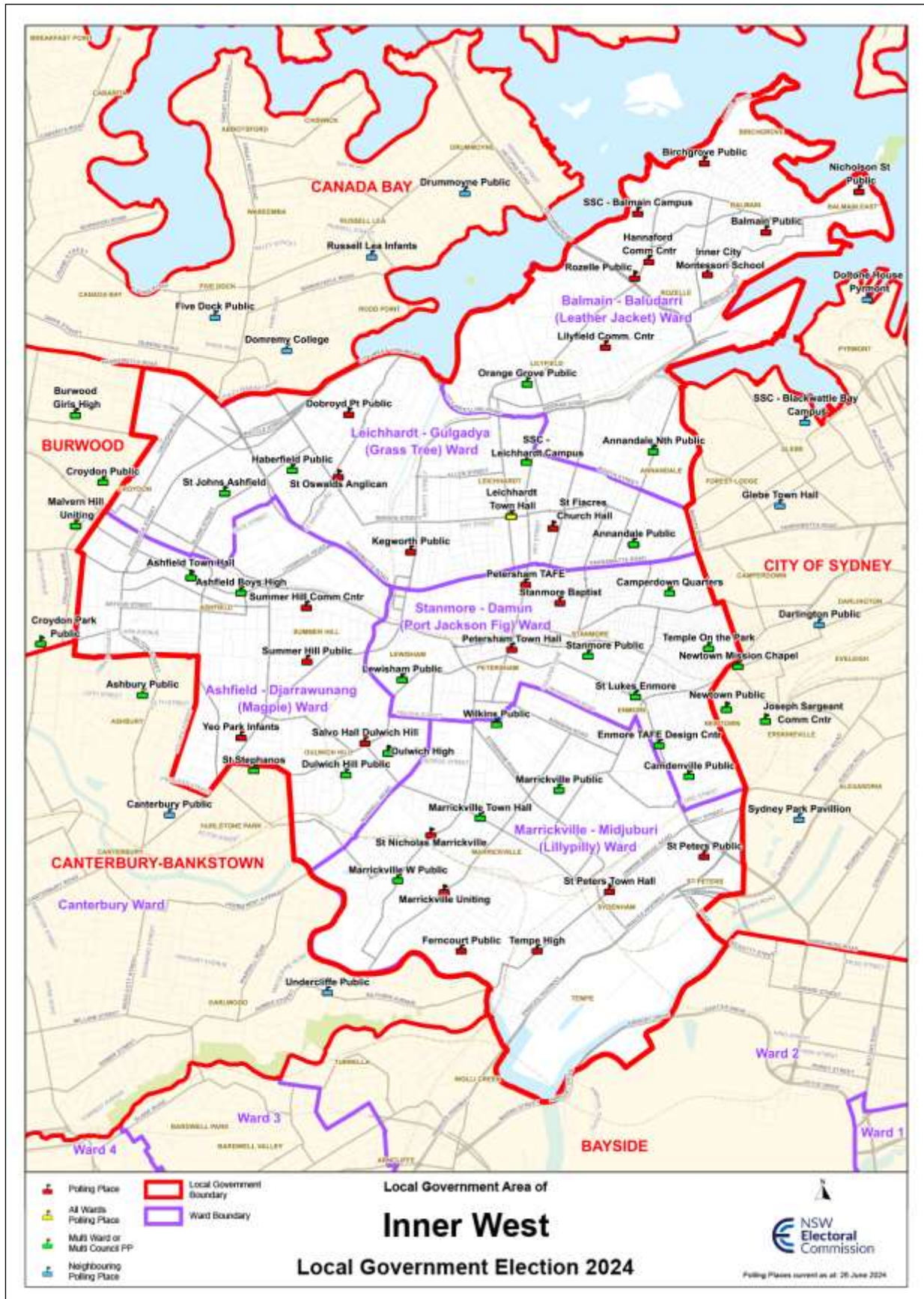
Number of election day polling places: 5

Number of declared institutions: 3

Returning Officer's office: Ground Floor, 13 Sirius Road, Lane Cove West NSW 2066

Public registers: View the registers of candidates, groups, third-party campaigners, parties, party agents, senior office holders, associated entities and official agents, third-party lobbyists, and non-prohibited donors for the 2024 NSW Local Government elections on the [NSW Electoral Commission's website](#).

Inner West Council



Inner West election summary

Divided council: Ashfield - Djarrawunang (Magpie) Ward | Balmain - Baludarri (Leather Jacket) Ward | Leichhardt - Gulgadya (Grass Tree) Ward | Marrickville - Midjuburi (Lillypilly) Ward | Stanmore - Damun (Port Jackson Fig) Ward

Type of election conducted: Councillor (election of 15 councillors, 3 from each ward)

Council enrolment: 135,159 **Residential roll:** 135,005 **Non-residential roll:** 154

Apparent failure to vote notices issued: 18,100 (13.4% of the residential roll)

Councillor election

Councillor election total votes: 112,058 **Formal:** 108,626 **Informal:** 3,432 **Formality rate:** 96.9%

Participation rate: 84.1%

Formality and participation by ward: **Ward:** Ashfield - Djarrawunang (Magpie) **Formality rate:** 96.4%

Participation rate: 85.6% | **Ward:** Balmain - Baludarri (Leather Jacket) **Formality rate:** 97.9% **Participation rate:** 83.8%

| **Ward:** Leichhardt - Gulgadya (Grass Tree) **Formality rate:** 96.7% **Participation rate:** 86.1% | **Ward:** Marrickville -

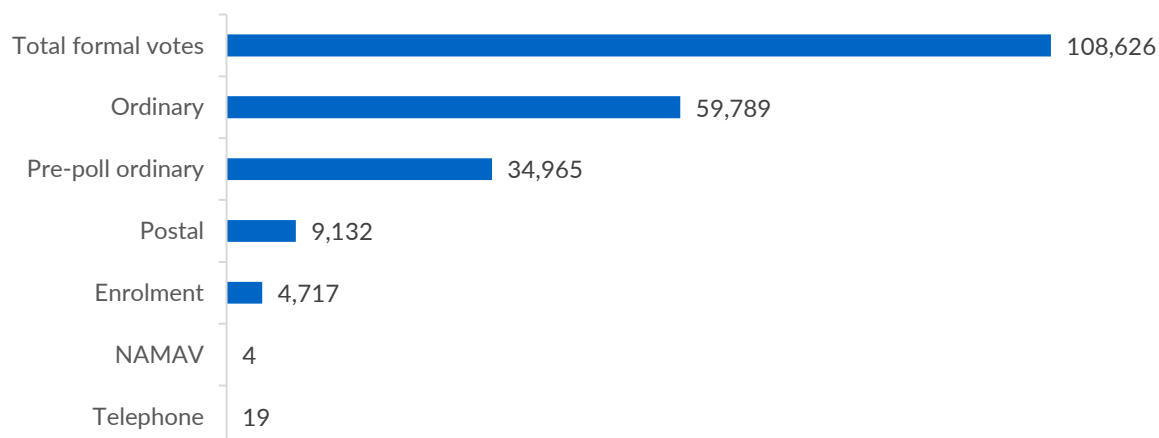
Midjuburi (Lillypilly) **Formality rate:** 96.3% **Participation rate:** 83.1% | **Ward:** Stanmore - Damun (Port Jackson Fig)

Formality rate: 97.4% **Participation rate:** 81.8%

Elected councillors (alphabetical by surname, by ward)

Ward	Councillor name	Affiliation
Inner West Ashfield - Djarrawunang (Magpie)	ANTONIOU Izabella	The Greens NSW
Inner West Ashfield - Djarrawunang (Magpie)	CARLISLE Jo	Australian Labor Party (NSW Branch)
Inner West Ashfield - Djarrawunang (Magpie)	D'ARIENZO Jessica	Australian Labor Party (NSW Branch)
Inner West Balmain - Baludarri (Leather Jacket)	BYRNE Darcy	Australian Labor Party (NSW Branch)
Inner West Balmain - Baludarri (Leather Jacket)	FERGUSON Kerrie	Australian Labor Party (NSW Branch)
Inner West Balmain - Baludarri (Leather Jacket)	TASTAN Ismet	The Greens NSW
Inner West Leichhardt - Gulgadya (Grass Tree)	BLAKE Andrew	The Greens NSW
Inner West Leichhardt - Gulgadya (Grass Tree)	RACITI Vittoria	The Liberal Party Of Australia, New South Wales Division
Inner West Leichhardt - Gulgadya (Grass Tree)	SCOTT Philippa	Australian Labor Party (NSW Branch)
Inner West Marrickville - Midjuburi (Lillypilly)	BARLOW Olivia	The Greens NSW
Inner West Marrickville - Midjuburi (Lillypilly)	HOWARD Mat	Australian Labor Party (NSW Branch)
Inner West Marrickville - Midjuburi (Lillypilly)	MACRI Victor	Independent
Inner West Stanmore - Damun (Port Jackson Fig)	ATKINS Liz	The Greens NSW
Inner West Stanmore - Damun (Port Jackson Fig)	CLAY Vicki	Australian Labor Party (NSW Branch)
Inner West Stanmore - Damun (Port Jackson Fig)	SMITH Chloe	Australian Labor Party (NSW Branch)

Formal votes cast by vote type for the councillor election



Councillor candidate nominations (alphabetical by surname, by ward)

Ward	Name	Affiliation
Inner West Ashfield - Djarrawunang (Magpie)	ALLEN Beth	The Greens NSW
Inner West Ashfield - Djarrawunang (Magpie)	ANTONIOU Izabella	The Greens NSW
Inner West Ashfield - Djarrawunang (Magpie)	CARLISLE Jo	Australian Labor Party (NSW Branch)
Inner West Ashfield - Djarrawunang (Magpie)	CHOWDHURY Nabilah	The Greens NSW
Inner West Ashfield - Djarrawunang (Magpie)	D'ARIENZO Jessica	Australian Labor Party (NSW Branch)
Inner West Ashfield - Djarrawunang (Magpie)	GUO Funing	The Liberal Party Of Australia, New South Wales Division
Inner West Ashfield - Djarrawunang (Magpie)	JAMES Elayn	Australian Labor Party (NSW Branch)
Inner West Ashfield - Djarrawunang (Magpie)	SHEN Lauren	The Liberal Party Of Australia, New South Wales Division
Inner West Ashfield - Djarrawunang (Magpie)	ZHANG Wenjie	The Liberal Party Of Australia, New South Wales Division
Inner West Balmain - Baludarri (Leather Jacket)	BASSIL Dorothy	
Inner West Balmain - Baludarri (Leather Jacket)	BOOTH Shelley	The Greens NSW
Inner West Balmain - Baludarri (Leather Jacket)	BRACCI Christian	The Liberal Party Of Australia, New South Wales Division
Inner West Balmain - Baludarri (Leather Jacket)	BROOKS Tracey	Independent
Inner West Balmain - Baludarri (Leather Jacket)	BYRNE Darcy	Australian Labor Party (NSW Branch)
Inner West Balmain - Baludarri (Leather Jacket)	DAVIS Michael	The Greens NSW
Inner West Balmain - Baludarri (Leather Jacket)	FERGUSON Kerrie	Australian Labor Party (NSW Branch)
Inner West Balmain - Baludarri (Leather Jacket)	FRANKHAM Brian	Australian Labor Party (NSW Branch)
Inner West Balmain - Baludarri (Leather Jacket)	HACKING Kathleen	Independent

Ward	Name	Affiliation
Inner West Balmain - Baludarri (Leather Jacket)	LEVY Elizabeth	The Liberal Party Of Australia, New South Wales Division
Inner West Balmain - Baludarri (Leather Jacket)	NAVARRA Joanne	The Liberal Party Of Australia, New South Wales Division
Inner West Balmain - Baludarri (Leather Jacket)	STAMOLIS John	Independent
Inner West Balmain - Baludarri (Leather Jacket)	SULTANA Taneal	Independent
Inner West Balmain - Baludarri (Leather Jacket)	TASTAN Ismet	The Greens NSW
Inner West Leichhardt - Gulgadya (Grass Tree)	BLAKE Andrew	The Greens NSW
Inner West Leichhardt - Gulgadya (Grass Tree)	CARUSI Luciana	The Greens NSW
Inner West Leichhardt - Gulgadya (Grass Tree)	COCO Maurizio	The Liberal Party Of Australia, New South Wales Division
Inner West Leichhardt - Gulgadya (Grass Tree)	O'CONNOR Matthew	Libertarian Party (Formerly Liberal Democrats)
Inner West Leichhardt - Gulgadya (Grass Tree)	RACITI Vittoria	The Liberal Party Of Australia, New South Wales Division
Inner West Leichhardt - Gulgadya (Grass Tree)	RICHARDS Brooke	The Greens NSW
Inner West Leichhardt - Gulgadya (Grass Tree)	SCOTT Philippa	Australian Labor Party (NSW Branch)
Inner West Leichhardt - Gulgadya (Grass Tree)	STEFANELLI Domenico	The Liberal Party Of Australia, New South Wales Division
Inner West Leichhardt - Gulgadya (Grass Tree)	STEPHENS Tim	Australian Labor Party (NSW Branch)
Inner West Leichhardt - Gulgadya (Grass Tree)	TAKSA-GRIMSHAW Emma	Australian Labor Party (NSW Branch)
Inner West Marrickville - Midjuburi (Lillypilly)	ALEPIDIS Arthur	Independent
Inner West Marrickville - Midjuburi (Lillypilly)	BARLOW Olivia	The Greens NSW
Inner West Marrickville - Midjuburi (Lillypilly)	HORSLEY Leah	Australian Labor Party (NSW Branch)
Inner West Marrickville - Midjuburi (Lillypilly)	HOWARD Mat	Australian Labor Party (NSW Branch)
Inner West Marrickville - Midjuburi (Lillypilly)	LANGFORD Justine	The Greens NSW
Inner West Marrickville - Midjuburi (Lillypilly)	MACRI Victor	Independent
Inner West Marrickville - Midjuburi (Lillypilly)	NGUYEN Catherine	Independent
Inner West Marrickville - Midjuburi (Lillypilly)	OLIVE Peter	The Greens NSW
Inner West Marrickville - Midjuburi (Lillypilly)	SU-MANLUTAC Christine	Australian Labor Party (NSW Branch)
Inner West Stanmore - Damun (Port Jackson Fig)	ATKINS Liz	The Greens NSW
Inner West Stanmore - Damun (Port Jackson Fig)	CLAY Vicki	Australian Labor Party (NSW Branch)
Inner West Stanmore - Damun (Port Jackson Fig)	DELISLE Mits	Australian Labor Party (NSW Branch)

Ward	Name	Affiliation
Inner West Stanmore - Damun (Port Jackson Fig)	FRANKLIN-BAKER Flynn	The Greens NSW
Inner West Stanmore - Damun (Port Jackson Fig)	SHIELD Robert	The Greens NSW
Inner West Stanmore - Damun (Port Jackson Fig)	SMITH Chloe	Australian Labor Party (NSW Branch)
Inner West Stanmore - Damun (Port Jackson Fig)	TYLER Alicia	The Liberal Party Of Australia, New South Wales Division
Inner West Stanmore - Damun (Port Jackson Fig)	TYLER Edward	The Liberal Party Of Australia, New South Wales Division
Inner West Stanmore - Damun (Port Jackson Fig)	TYLER Rosana	The Liberal Party Of Australia, New South Wales Division

Election operations

Number of staff: 504

Number of pre-poll centres: 9

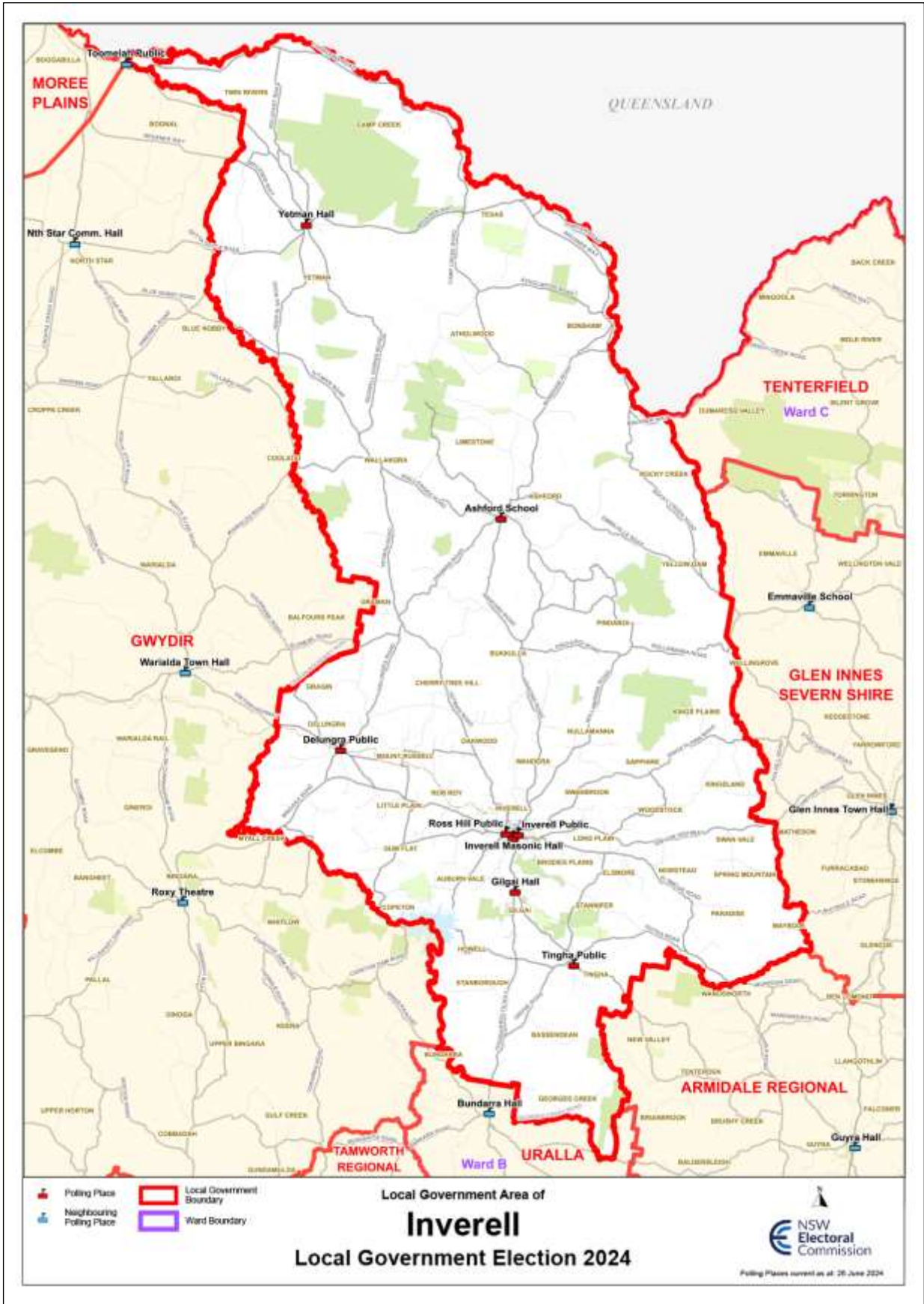
Number of election day polling places: 56

Number of declared institutions: 7

Returning Officer's office: 303 Marrickville Road , Marrickville NSW 2204

Public registers: View the registers of candidates, groups, third-party campaigners, parties, party agents, senior office holders, associated entities and official agents, third-party lobbyists, and non-prohibited donors for the 2024 NSW Local Government elections on the [NSW Electoral Commission's website](#).

Inverell Shire Council



Inverell election summary

Undivided council

Type of election conducted: Councillor (election of 9 councillors)

Council enrolment: 13,207 Residential roll: 13,205 Non-residential roll: 2

Apparent failure to vote notices issued: 1,705 (12.9% of the residential roll)

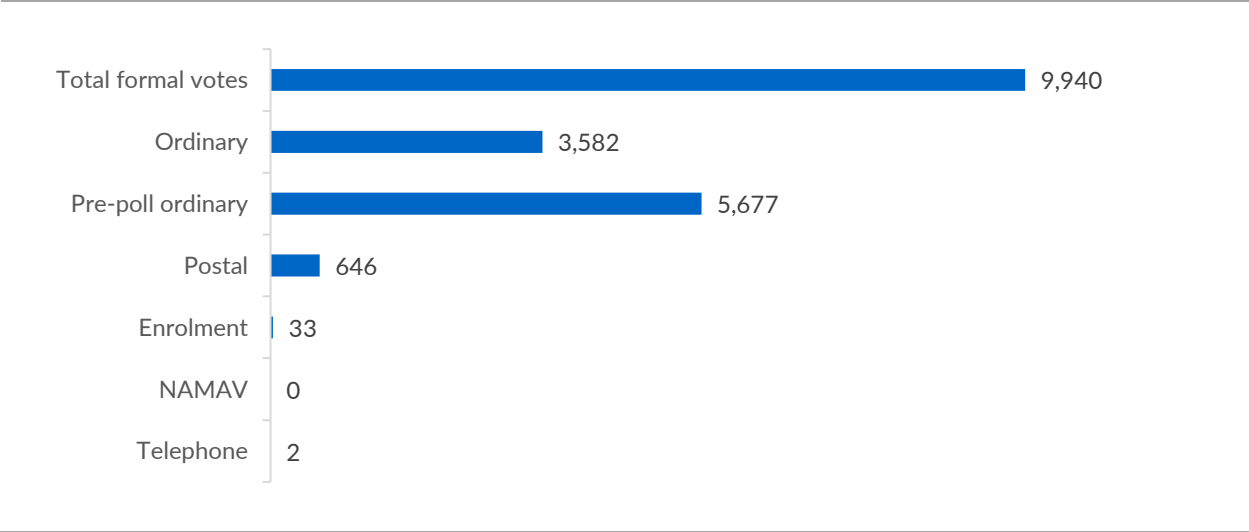
Councillor election

Councillor election total votes: 10,961 Formal: 9,940 Informal: 1,021 Formality rate: 90.7%
Participation rate: 83.6%

Elected councillors (alphabetical by surname)

Councillor name	Affiliation
BROWN Fiona	Independent
DIGHT Kate	
HARMON Paul	
HOOKER Ian	
KACHEL Greg	
KING Paul	
ROSS John (Jacko)	
WILKS Wendy	
WILLIAMS Jo	Independent

Formal votes cast by vote type for the councillor election



Councillor candidate nominations (alphabetical by surname)

Name	Affiliation
BROWN Fiona	Independent
BROWN Kelvin	Independent
DIGHT Kate	
HARMON Paul	
HOOKER Ian	
KACHEL Greg	
KING Paul	
MURRAY Graem	
ROSS John (Jacko)	
WILKS Wendy	
WILLIAMS Jo	Independent

Election operations

Number of staff: 44

Number of pre-poll centres: 1

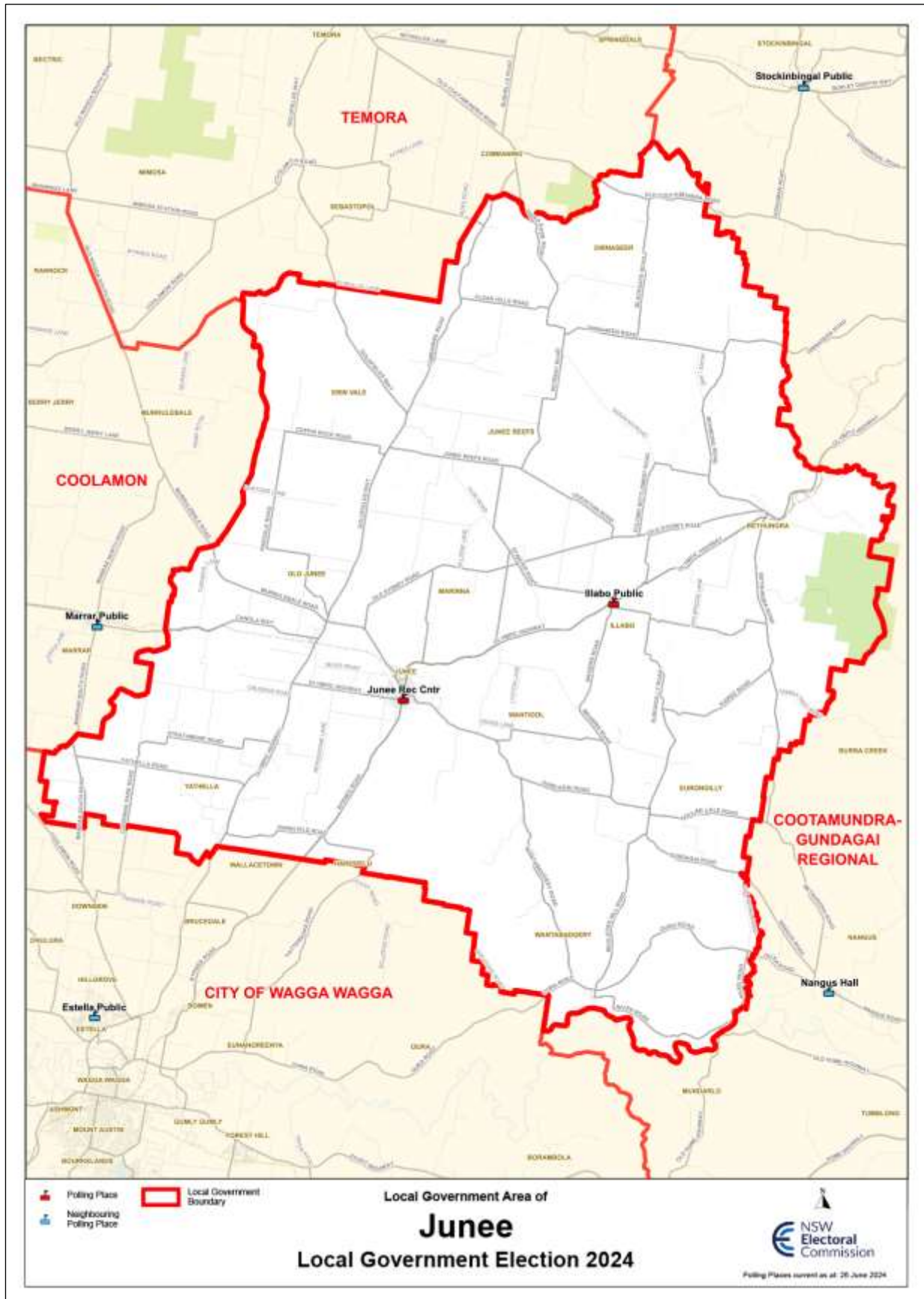
Number of election day polling places: 8

Number of declared institutions: 2

Returning Officer's office: 5-7 Evans Street, Inverell NSW 2360

Public registers: View the registers of candidates, groups, third-party campaigners, parties, party agents, senior office holders, associated entities and official agents, third-party lobbyists, and non-prohibited donors for the 2024 NSW Local Government elections on the [NSW Electoral Commission's website](#).

Junee Shire Council



Junee election summary

Undivided council

Type of election conducted: Councillor (election of 9 councillors)

Councillor election

For the Junee Shire Council councillor election, at the close of nominations, eight (8) candidate nominations were accepted for nine (9) councillor positions. The election was uncontested and there was no need for electors to vote. The eight candidates were declared elected on Saturday, 14 September 2024.

A by-election was scheduled for Saturday, 23 November 2024 to fill the remaining one (1) vacancy. The results of that by-election are available on the [NSW Electoral Commission's website](#).

Elected councillors (alphabetical by surname)

Councillor name	Affiliation
ASMUS Robin	Independent
AUSTIN Matt	
CALLOW Bob	Independent
CARTER David	
CLINTON Andrew	
EYDING Ingrid	Shooters, Fishers And Farmers Party (NSW) Incorporated
HALLIBURTON Pam	Independent
KNIGHT Marie	Independent

Public registers: View the registers of candidates, groups, third-party campaigners, parties, party agents, senior office holders, associated entities and official agents, third-party lobbyists, and non-prohibited donors for the 2024 NSW Local Government elections on the [NSW Electoral Commission's website](#).

Kempsey Shire Council



Kempsey election summary

Undivided council

Type of election conducted: Councillor (election of 8 councillors) | Mayor

Council enrolment: 24,022 Residential roll: 24,012 Non-residential roll: 10

Apparent failure to vote notices issued: 3,479 (14.5% of the residential roll)

Councillor election

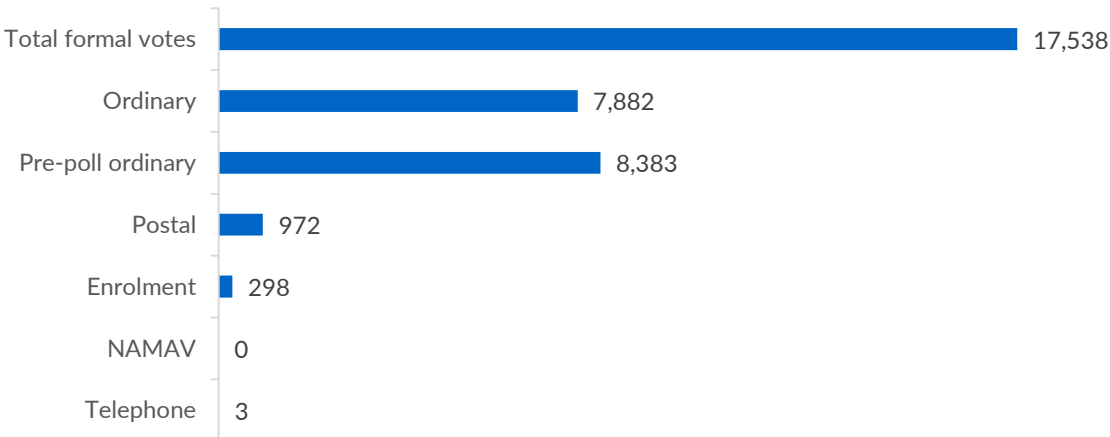
Councillor election total votes: 19,646 Formal: 17,538 Informal: 2,108 Formality rate: 89.3%

Participation rate: 82.6%

Elected councillors (alphabetical by surname)

Councillor name	Affiliation
BAIN Arthur	The Greens NSW
COBURN Julie	Independent
LAWRENCE Annette	Independent
MATCHETT Adam	
PAIX Ben	Independent
SAUL Dean	Independent
SELBY Noel	Independent
WYATT Alexandra	Independent

Formal votes cast by vote type for the councillor election



Councillor candidate nominations (alphabetical by surname)

Name	Affiliation
BAIN Arthur	The Greens NSW
BEDI Charanjit	Independent
BUTTERFIELD Scott	Independent
CARNEY Tina	Independent
CLIFFORD Rebecca	Independent
COBURN Julie	Independent
DERWENT Beris	The Greens NSW
IRWIN Troy	Independent
JONES Michael	The Greens NSW
KEAY Lindsay	Independent
LAWRENCE Annette	Independent
MARTIN Trevor	Independent
MATCHETT Adam	
MCMANARA Stephen	Independent
PAIX Ben	Independent
PEARSON Richard	Independent
RING Kinne	Independent
RYAN Gail	Independent
SAUL Dean	Independent
SELBY Noel	Independent
SIMPSON Grant	Independent
TAYLOR Vicki	The Greens NSW
WALKER Tyrone	Independent
WILSON June	Independent
WYATT Alexandra	Independent

Mayoral election

Mayor election total votes: 19,644 **Formal:** 18,202 (92.7%) **Informal:** 1,442 (7.3%) **Participation rate:** 82.5%

Elected mayor: RING Kinne, Independent

Mayoral candidate nominations (alphabetical by surname)

Name	Affiliation
BAIN Arthur	The Greens NSW
BEDI Charanjit	Independent
FERGUSSON Simon	Independent
IRWIN Troy	Independent
RING Kinne	Independent
SAUL Dean	Independent

Election operations

Number of staff: 89

Number of pre-poll centres: 2

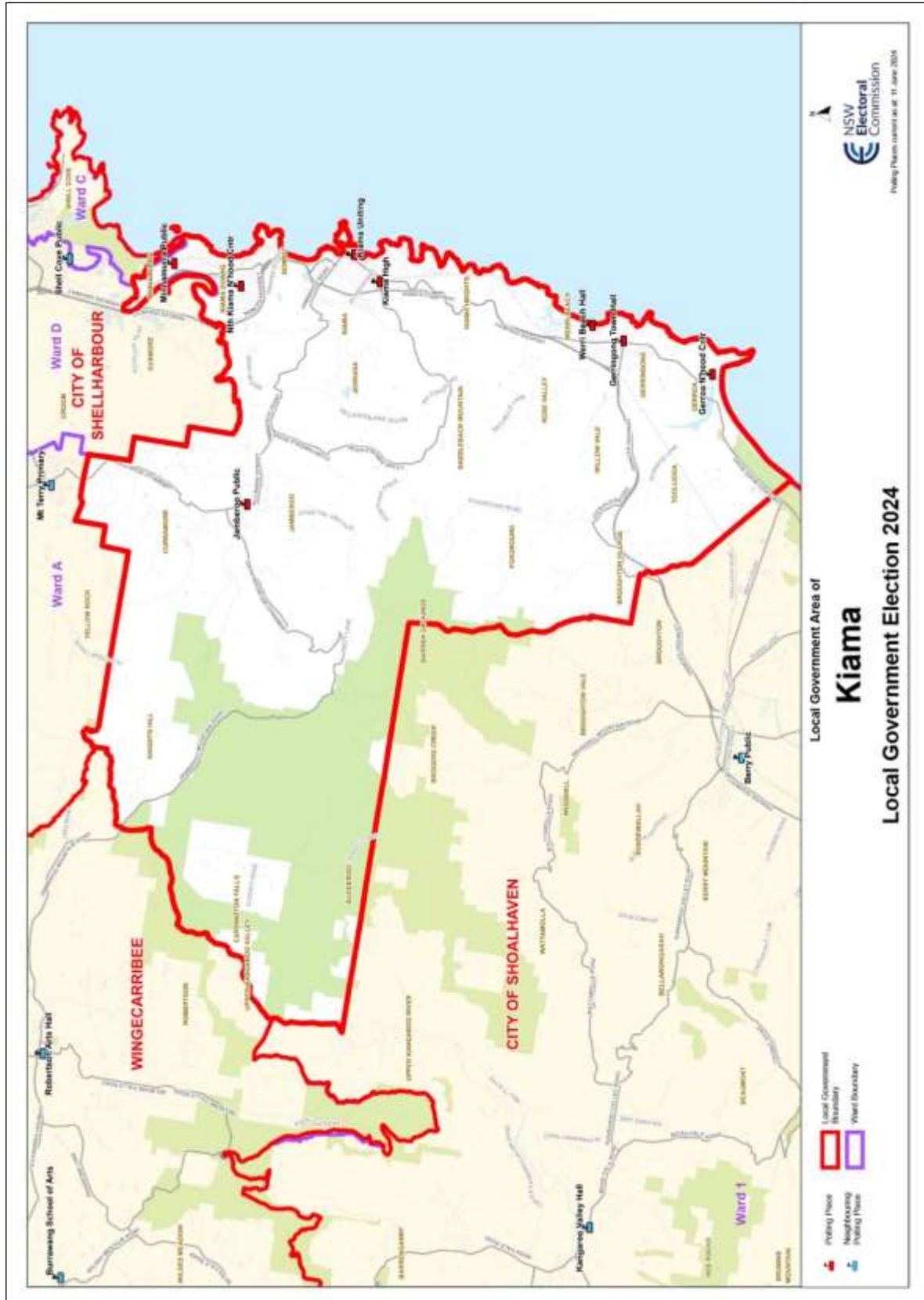
Number of election day polling places: 15

Number of declared institutions: 6

Returning Officer's office: 19 Sea Street, West Kempsey NSW 2440

Public registers: View the registers of candidates, groups, third-party campaigners, parties, party agents, senior office holders, associated entities and official agents, third-party lobbyists, and non-prohibited donors for the 2024 NSW Local Government elections on the [NSW Electoral Commission's website](#).

The Council of the Municipality of Kiama



Kiama election summary

Undivided council

Type of election conducted: Councillor (election of 9 councillors) | Referendum

Council enrolment: 18,000 **Residential roll:** 17,989 **Non-residential roll:** 11

Apparent failure to vote notices issued: 1,833 (10.2% of the residential roll)

Councillor election

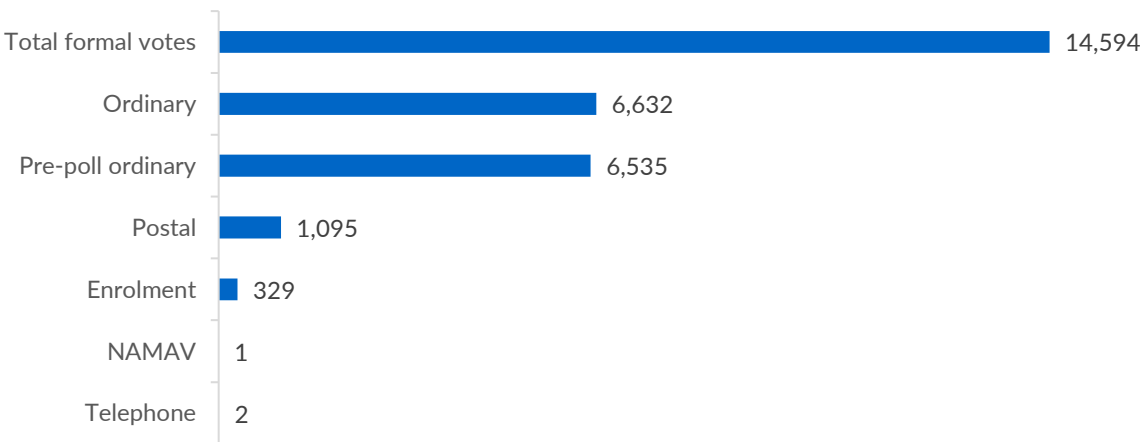
Councillor election total votes: 15,474 **Formal:** 14,594 **Informal:** 880 **Formality rate:** 94.3%

Participation rate: 86.7%

Elected councillors (alphabetical by surname)

Councillor name	Affiliation
BROWN Matt	Independent
CAINS Mike	Independent
DRAISMA Imogen	Australian Labor Party (NSW Branch)
LARKINS Stuart	Australian Labor Party (NSW Branch)
LAWTON Melinda	The Greens NSW
MATTERS Melissa	Independent
McDONALD Cameron	Independent
TATRAI Yasmin	
WARREN Erica	Independent

Formal votes cast by vote type for the councillor election



Councillor candidate nominations (alphabetical by surname)

Name	Affiliation
ABOOD Lucy	Australian Labor Party (NSW Branch)
BARTLETT Robert	
BROWN Matt	Independent
BURNS Mark	Independent
CAHILL James	Independent
CAINS Cressida	Independent
CAINS Mike	Independent
CAMARDA Belinda	Independent
CASSON-JONES Jordan	The Greens NSW
COMBER Joan	Independent
CROXFORD Mark	
DRAISMA Imogen	Australian Labor Party (NSW Branch)
GRIMLEY Narreda	Independent
HALL Stuart	The Greens NSW
HEWITT Marcus	Independent
HILL Daniel	
KILLMORE Noel	Independent
LARKINS Stuart	Australian Labor Party (NSW Branch)
LAWTON Melinda	The Greens NSW
LEDGER Harrison	Australian Labor Party (NSW Branch)
MANSFIELD Sue	
MATTERS Melissa	Independent
MCAULEY Eric	Independent
MORGAN Gail	
McDONALD Cameron	Independent
McINERNEY Clare	Australian Labor Party (NSW Branch)
McMAHON Derek	Independent
O'TOOLE Michael	
ORMSBY Darren	
PRESLAND Kane	Independent
PROSSER Andrew	

Name	Affiliation
RUSSELL Brendan	Independent
SLOAN Andrew	The Greens NSW
SMITH Alan	Independent
STEEL Danielle	Independent
STREAMER Henry Clyde	
TATRAI Yasmin	
TREVENAR John	Independent
WARREN Erica	Independent
WHALAN Mark	The Greens NSW

Candidate nominations rejected/withdrawn: 1 rejected

Constitutional referendum

Referendum question: The Mayor of the Kiama Municipality is currently elected every two (2) years by the nine (9) elected Councillors. Do you want to change to the direct (popular) election of the Mayor by the voters of the Kiama Municipality, for a four (4) year term?

Referendum outcome: No (Yes: 45.3%; No: 54.7%)

Election operations

Number of staff: 64

Number of pre-poll centres: 1

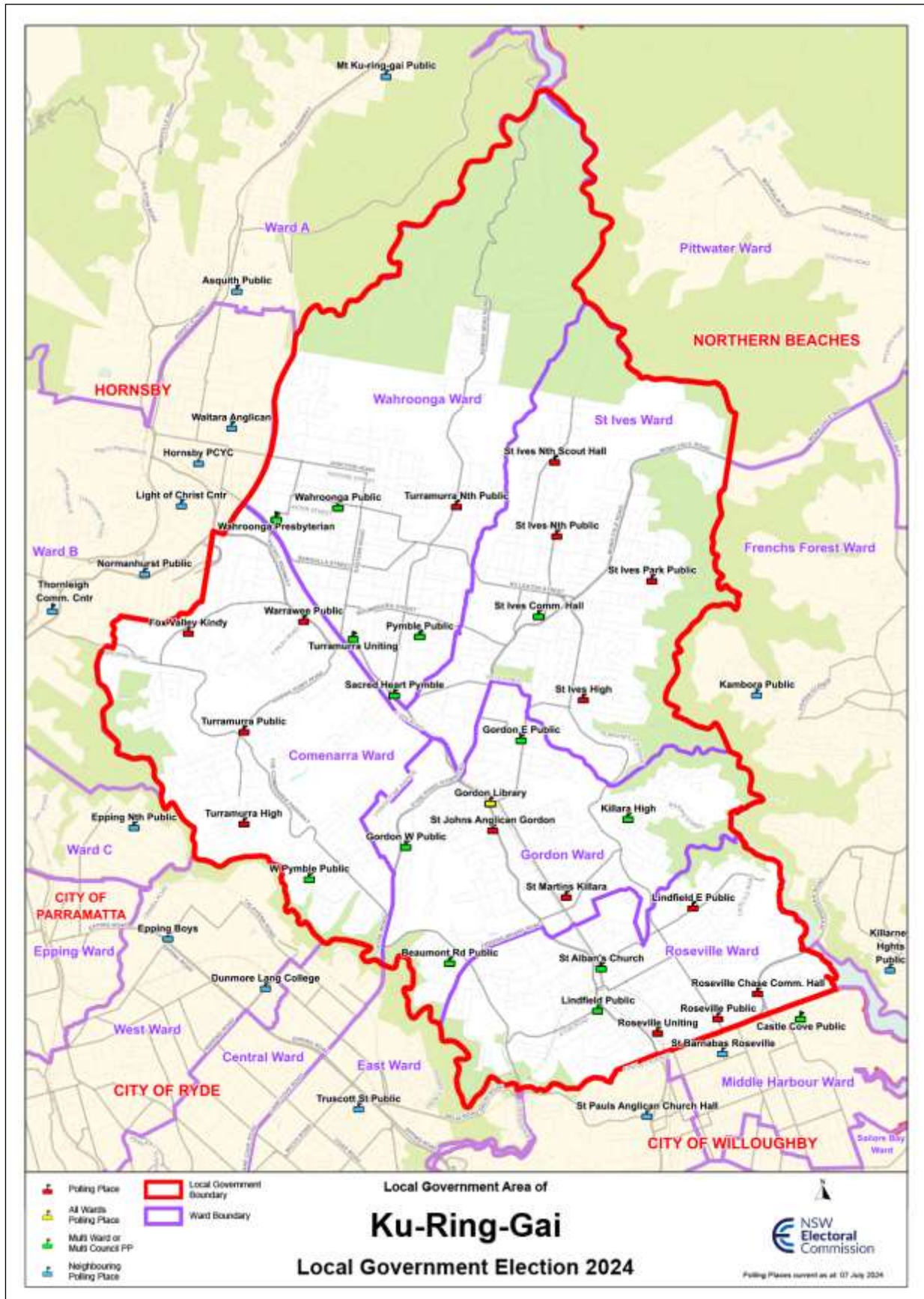
Number of election day polling places: 8

Number of declared institutions: 2

Returning Officer's office: 108A Tongarra Road, Albion Park NSW 2527

Public registers: View the registers of candidates, groups, third-party campaigners, parties, party agents, senior office holders, associated entities and official agents, third-party lobbyists, and non-prohibited donors for the 2024 NSW Local Government elections on the [NSW Electoral Commission's website](#).

Ku-ring-gai Council



Ku-ring-gai election summary

Divided council: Comenarra Ward | Gordon Ward | Roseville Ward | St Ives Ward | Wahroonga Ward

Type of election conducted: Councillor (election of 10 councillors, 2 from each ward)

Council enrolment: 83,683 **Residential roll:** 83,681 **Non-residential roll:** 2

Apparent failure to vote notices issued: 7,457 (8.9% of the residential roll)

Councillor election

Councillor election total votes: 72,452 **Formal:** 68,231 **Informal:** 4,221 **Formality rate:** 94.2%

Participation rate: 87.8%

Formality and participation by ward: **Ward: Comenarra Formality rate:** 93.3% **Participation rate:** 87.9%

Ward: Gordon Formality rate: 93.9% **Participation rate:** 87.4% | **Ward: Roseville Formality rate:** 96.1%

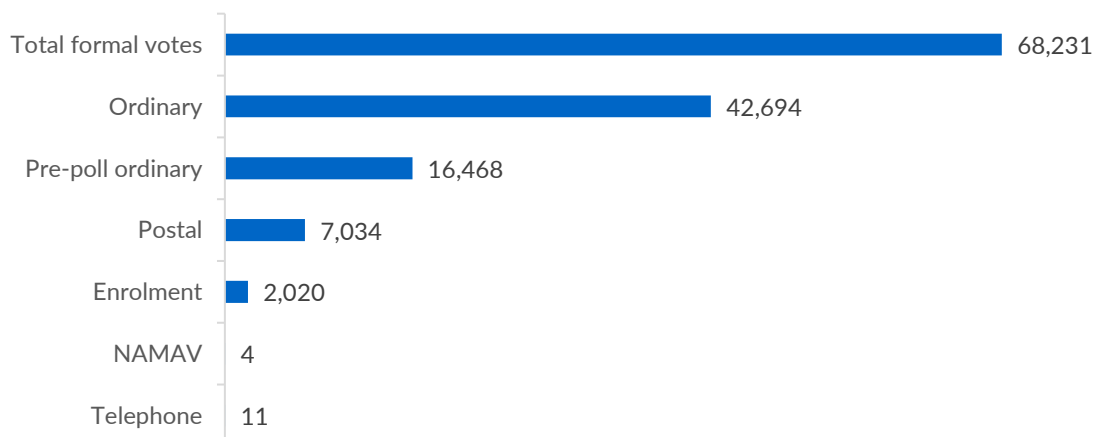
Participation rate: 86.8% | **Ward: St Ives Formality rate:** 93.0% **Participation rate:** 88.2%

Ward: Wahroonga Formality rate: 94.7% **Participation rate:** 88.4%

Elected councillors (alphabetical by surname, by ward)

Ward	Councillor name	Affiliation
Ku-ring-gai Comenarra	DEVLIN Matt	Independent
Ku-ring-gai Comenarra	PETTETT Jeff	Independent
Ku-ring-gai Gordon	BALACHANDRAN Indu	Independent
Ku-ring-gai Gordon	WARD Barbara	Independent
Ku-ring-gai Roseville	NGAI Samuel	Independent
Ku-ring-gai Roseville	TAYLOR Alec	Independent
Ku-ring-gai St Ives	KAY Christine	
Ku-ring-gai St Ives	SMITH Martin	Independent
Ku-ring-gai Wahroonga	SPENCER Cedric	
Ku-ring-gai Wahroonga	WHEATLEY Kim	Independent

Formal votes cast by vote type for the councillor election



Councillor candidate nominations (alphabetical by surname, by ward)

Ward	Name	Affiliation
Ku-ring-gai Comenarra	ABEDINI Parsia	Australian Labor Party (NSW Branch)
Ku-ring-gai Comenarra	CROSBY Dale	Independent
Ku-ring-gai Comenarra	DEVLIN Matt	Independent
Ku-ring-gai Comenarra	EASTON Helen	Independent
Ku-ring-gai Comenarra	INGHAM Scarlett	Independent
Ku-ring-gai Comenarra	McLEAN Adrienne	Independent
Ku-ring-gai Comenarra	PETTETT Jeff	Independent
Ku-ring-gai Comenarra	SCOTT Beth	Independent
Ku-ring-gai Comenarra	TAYLOR David	Independent
Ku-ring-gai Comenarra	TAYLOR Greg	Independent
Ku-ring-gai Comenarra	WEINRESS Catherine	Independent
Ku-ring-gai Gordon	ALMENARA Luis	Independent
Ku-ring-gai Gordon	ANDERSON Jennifer	Independent
Ku-ring-gai Gordon	BALACHANDRAN Indu	Independent
Ku-ring-gai Gordon	BURTON Gavin	Independent
Ku-ring-gai Gordon	CHING Anthony	Independent
Ku-ring-gai Gordon	EAGLES Julia	Independent
Ku-ring-gai Gordon	KEY Michelle	Independent
Ku-ring-gai Gordon	KIM Ji-Sook	
Ku-ring-gai Gordon	LENNON Simon	Independent
Ku-ring-gai Gordon	LIU Ya Dong (Ellenor)	Independent
Ku-ring-gai Gordon	PITMAN Johanna	Independent
Ku-ring-gai Gordon	SONG Yukun (Henry)	
Ku-ring-gai Gordon	TUMULTY Michael	Independent
Ku-ring-gai Gordon	WARD Barbara	Independent
Ku-ring-gai Gordon	WINN Sarah	Independent
Ku-ring-gai Roseville	ATKINSON Caroline	The Greens NSW
Ku-ring-gai Roseville	BHOMER Deidre	Independent
Ku-ring-gai Roseville	JOHNSON Kathryn	Independent
Ku-ring-gai Roseville	NGAI Samuel	Independent
Ku-ring-gai Roseville	TAYLOR Alec	Independent

Ward	Name	Affiliation
Ku-ring-gai Roseville	THOMAS Robyn	The Greens NSW
Ku-ring-gai St Ives	CHENG Andrew	Independent
Ku-ring-gai St Ives	ELLIOTT Lisa	Independent
Ku-ring-gai St Ives	FALINSKI Leigh	Independent
Ku-ring-gai St Ives	FRENCH Michael	
Ku-ring-gai St Ives	KAY Christine	
Ku-ring-gai St Ives	NADESWARAN Nades	
Ku-ring-gai St Ives	SMITH Martin	Independent
Ku-ring-gai Wahroonga	ABADEE Jack	
Ku-ring-gai Wahroonga	BROWN Reid	
Ku-ring-gai Wahroonga	EVANS Sheridan	Independent
Ku-ring-gai Wahroonga	GORDON Jaimie	Independent
Ku-ring-gai Wahroonga	HAYWOOD Kristyn	Independent
Ku-ring-gai Wahroonga	MCKASAH Wendy	
Ku-ring-gai Wahroonga	PANG Tony	
Ku-ring-gai Wahroonga	RUFATI Jennifer	
Ku-ring-gai Wahroonga	SAYYADI Julian	Independent
Ku-ring-gai Wahroonga	SPENCER Cedric	
Ku-ring-gai Wahroonga	WHEATLEY Kim	Independent

Election operations

Number of staff: 291

Number of pre-poll centres: 4

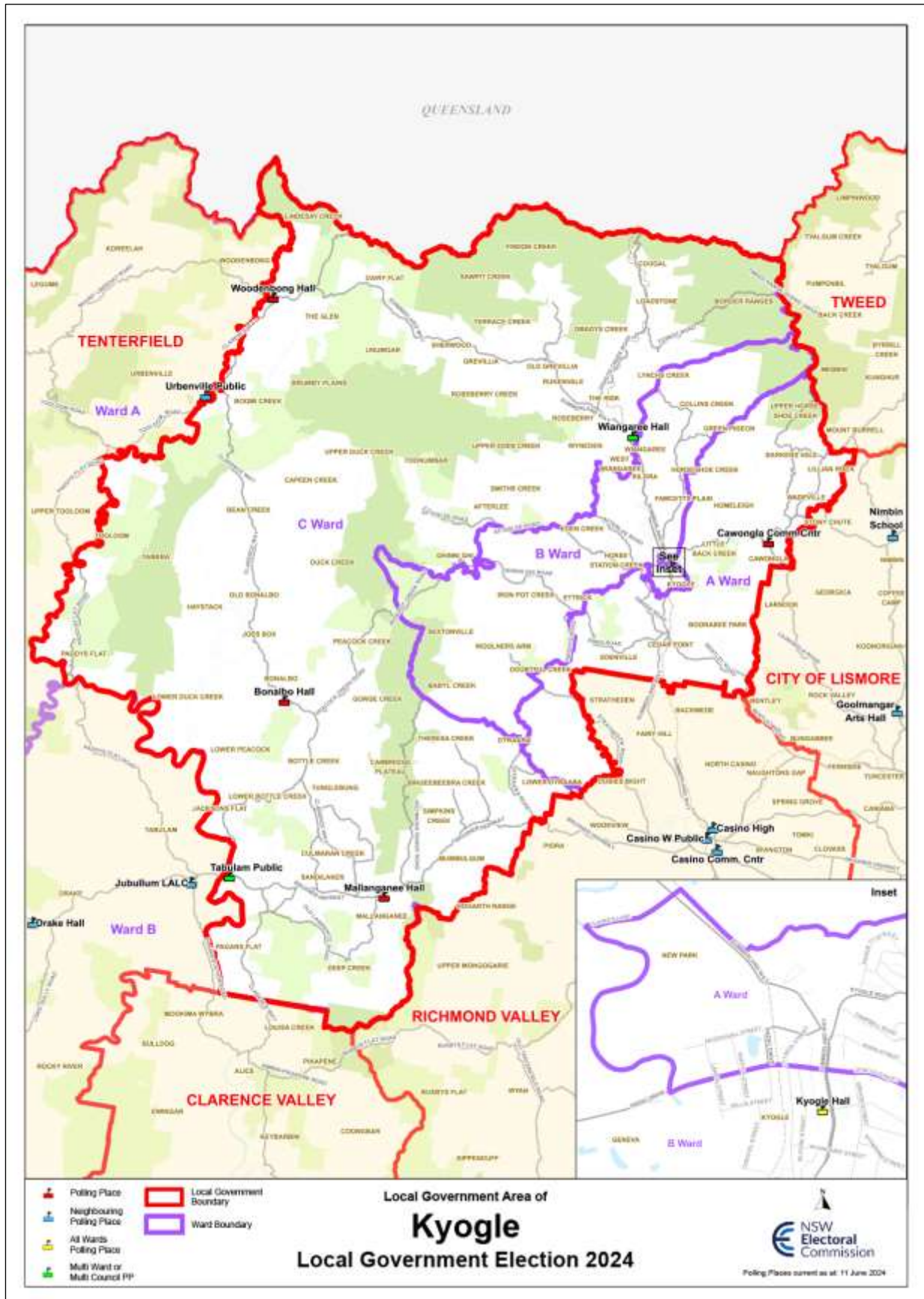
Number of election day polling places: 30

Number of declared institutions: 16

Returning Officer's office: Suites 1.04 & 5.01, 828 Pacific Highway, Gordon NSW 2072

Public registers: View the registers of candidates, groups, third-party campaigners, parties, party agents, senior office holders, associated entities and official agents, third-party lobbyists, and non-prohibited donors for the 2024 NSW Local Government elections on the [NSW Electoral Commission's website](#).

Kyogle Council



Kyogle election summary

Divided council: A Ward | B Ward | C Ward

Type of election conducted: Councillor (election of 9 councillors, 3 from each ward) | Referendum

Council enrolment: 6,840 **Residential roll:** 6,837 **Non-residential roll:** 3

Apparent failure to vote notices issued: 925 (13.5% of the residential roll)

Councillor election

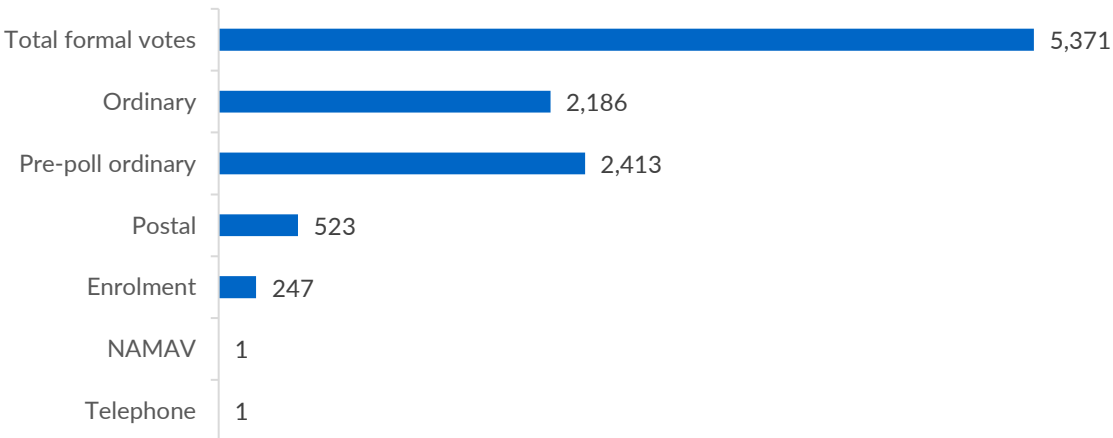
Councillor election total votes: 5,785 **Formal:** 5,371 **Informal:** 414 **Formality rate:** 92.8% **Participation rate:** 85.6%

Formality and participation by ward: Ward: A **Formality rate:** 91.6% **Participation rate:** 83.3% | Ward: B **Formality rate:** 93.5% **Participation rate:** 90.4% | Ward: C **Formality rate:** 93.5% **Participation rate:** 83.5%

Elected councillors (alphabetical by surname, by ward)

Ward	Councillor name	Affiliation
Kyogle A	McNAMARA Brett	Independent
Kyogle A	SOMERVILLE Kieran	Independent
Kyogle A	WILSON Janet	Independent
Kyogle B	BURLEY John	Independent
Kyogle B	CULLEN Robert	Independent
Kyogle B	TAYLOR Olivia	Independent
Kyogle C	COOPER Tom	Independent
Kyogle C	HARLEY Robin	Independent
Kyogle C	MULHOLLAND Danielle	Independent

Formal votes cast by vote type for the councillor election



Councillor candidate nominations (alphabetical by surname, by ward)

Ward	Name	Affiliation
Kyogle A	LAYTON Doug	Independent
Kyogle A	McNAMARA Brett	Independent
Kyogle A	SOMERVILLE Kieran	Independent
Kyogle A	WILSON Janet	Independent
Kyogle A	WORRALL Naomi	Independent
Kyogle B	BURLEY John	Independent
Kyogle B	CULLEN Robert	Independent
Kyogle B	ROBINSON Glenn	Independent
Kyogle B	SUMMERVILLE Neil	Independent
Kyogle B	TAYLOR Olivia	Independent
Kyogle C	COOPER Tom	Independent
Kyogle C	DEJOUX Simon	Independent
Kyogle C	GRUNDY Earle	Independent
Kyogle C	HARLEY Robin	Independent
Kyogle C	MULHOLLAND Danielle	Independent
Kyogle C	MURRAY James	Independent
Kyogle C	MURRELL Ian	Independent

Candidate nominations rejected/withdrawn: 1 rejected A Ward

Constitutional referendum

Referendum question: Do you favour the election of the Mayor by electors for a four (4) year term with the number of Wards reduced from three (3) to two (2), each Ward comprising of four (4) Councillors, plus a popularly elected Mayor?

Referendum outcome: No (Yes: 37.3%; No: 62.7%)

Election operations

Number of staff: 30

Number of pre-poll centres: 1

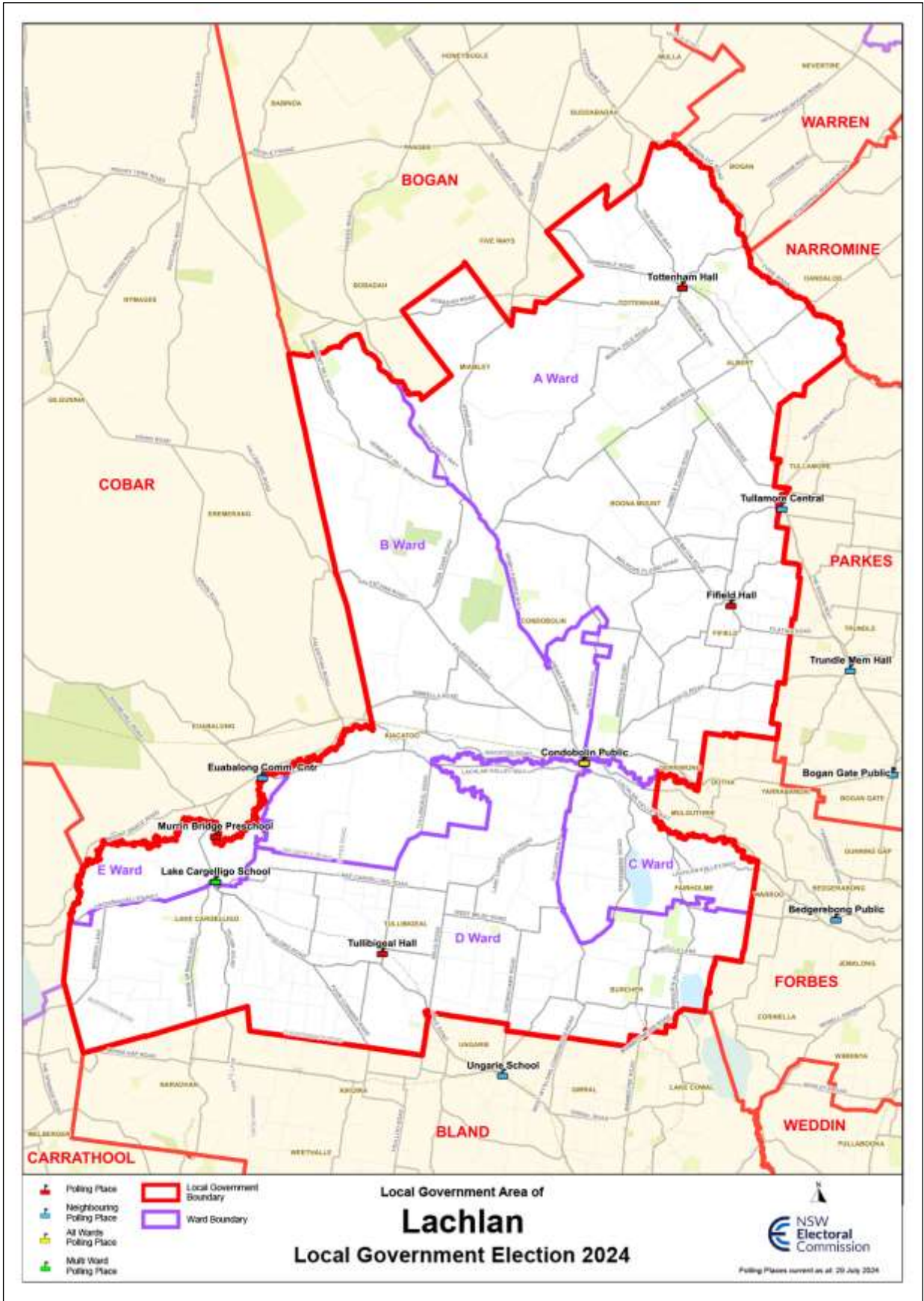
Number of election day polling places: 7

Number of declared institutions: 1

Returning Officer's office: 4 Zadoc Street , Lismore NSW 2480

Public registers: View the registers of candidates, groups, third-party campaigners, parties, party agents, senior office holders, associated entities and official agents, third-party lobbyists, and non-prohibited donors for the 2024 NSW Local Government elections on the [NSW Electoral Commission's website](#).

Lachlan Shire Council



Lachlan election summary

Divided council: A Ward | B Ward | C Ward | D Ward | E Ward

Type of election: Councillor (election of 10 councillors, 2 from each ward)

Council enrolment (for contested elections): 835 **Residential roll:** 835 **Non-residential roll:** 0

Apparent failure to vote notices issued: 283 (33.9% of the residential roll)

Councillor election

For the Lachlan Shire Council, at the close of nominations, two (2) councillor nominations were accepted for the two (2) councillor positions in each of A Ward, B Ward and D Ward and the elections for these wards were uncontested and there was no need for electors to vote. The candidates for A Ward, B Ward and D Ward were declared elected on Saturday, 14 September 2024.

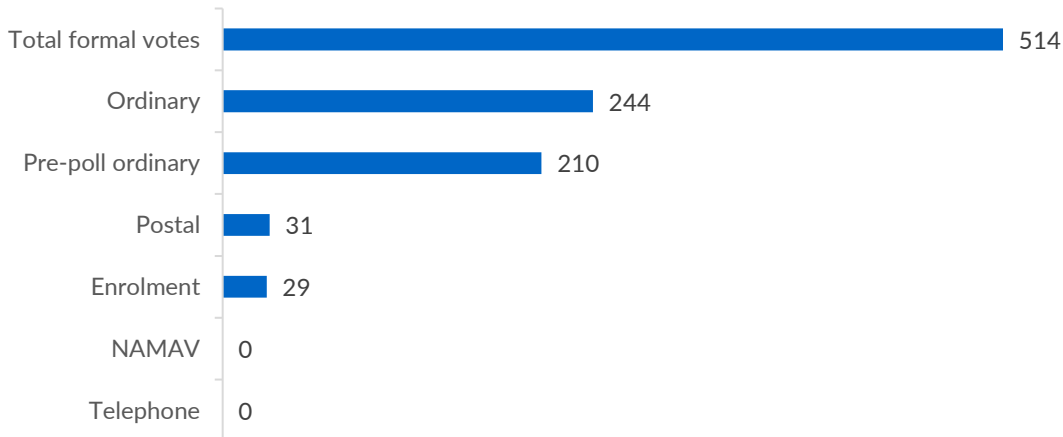
One (1) nomination was accepted to fill the two (2) councillor positions for E Ward and the election for this ward was uncontested and there was no need for electors to vote. The candidate for was declared elected on Saturday, 14 September 2024. A by-election was scheduled for Saturday, 23 November 2024 to fill the remaining one (1) councillor position for E Ward. The results of that by-election are available on the [NSW Electoral Commission's website](#).

Councillor election total votes (for contested elections): 526 **Formal:** 514 **Informal:** 12 **Formality rate:** 97.7%
Participation rate: 64.2%

Elected councillors (alphabetical by surname, by ward)

Ward	Councillor name	Affiliation
Lachlan A	MEDCALF John	Independent
Lachlan A	MORTIMER Megan	Independent
Lachlan B	BLEWITT Melissa	Independent
Lachlan B	REES Melissa	Independent
Lachlan C	HARRIS Peter	Independent
Lachlan C	WIGHTON Juanita	
Lachlan D	BRADY Dennis	Independent
Lachlan D	TURNER Robyn	
Lachlan E	PHILLIPS Paul	Independent

Formal votes cast by vote type for the councillor election



Councillor candidate nominations (alphabetical by surname, by ward)

Ward	Name	Affiliation
Lachlan A	MEDCALF John	Independent
Lachlan A	MORTIMER Megan	Independent
Lachlan B	BLEWITT Melissa	Independent
Lachlan B	REES Melissa	Independent
Lachlan C	HARRIS Peter	Independent
Lachlan C	MACARTNEY Thomas	
Lachlan C	WIGHTON Juanita	
Lachlan D	BRADY Dennis	Independent
Lachlan D	TURNER Robyn	
Lachlan E	PHILLIPS Paul	Independent

Candidate nominations rejected/withdrawn: 1 rejected (E Ward)

Election operations

Number of staff: 8

Number of pre-poll centres: 1

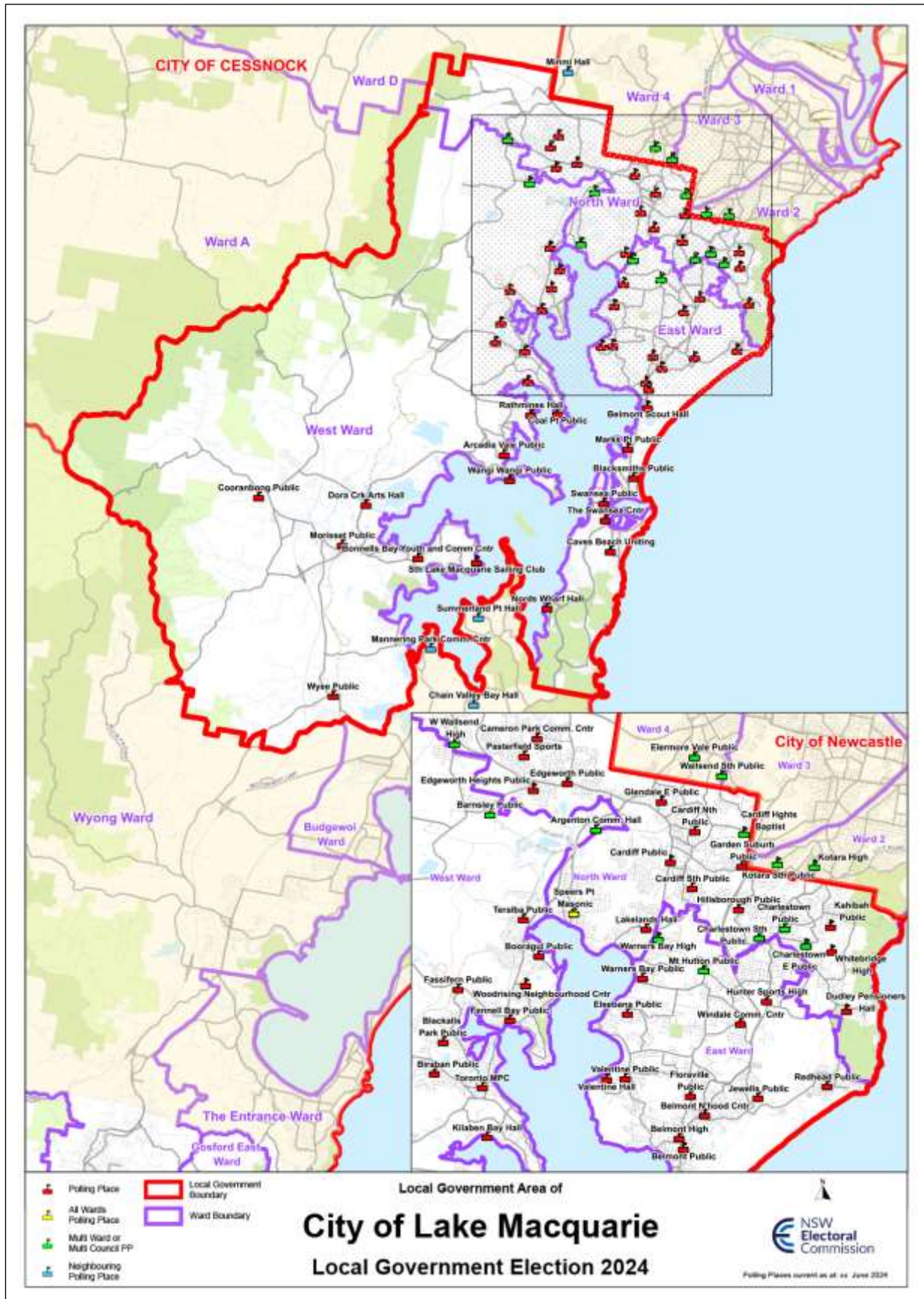
Number of election day polling places: 1

Number of declared institutions: 2

Returning Officer's office: 2/36 Boyd Circuit, Parkes NSW 2870

Public registers: View the registers of candidates, groups, third-party campaigners, parties, party agents, senior office holders, associated entities and official agents, third-party lobbyists, and non-prohibited donors for the 2024 NSW Local Government elections on the [NSW Electoral Commission's website](#).

Lake Macquarie City Council



Lake Macquarie election summary

Divided council: East Ward | North Ward | West Ward

Type of election conducted: Councillor (election of 12 councillor, 4 from each ward) | Mayor

Council enrolment: 166,305 **Residential roll:** 166,296 **Non-residential roll:** 9

Apparent failure to vote notices issued: 18,835 (11.3% of the residential roll)

Councillor election

Councillor election total votes: 141,504 **Formal:** 131,371 **Informal:** 10,133 **Formality rate:** 92.8%

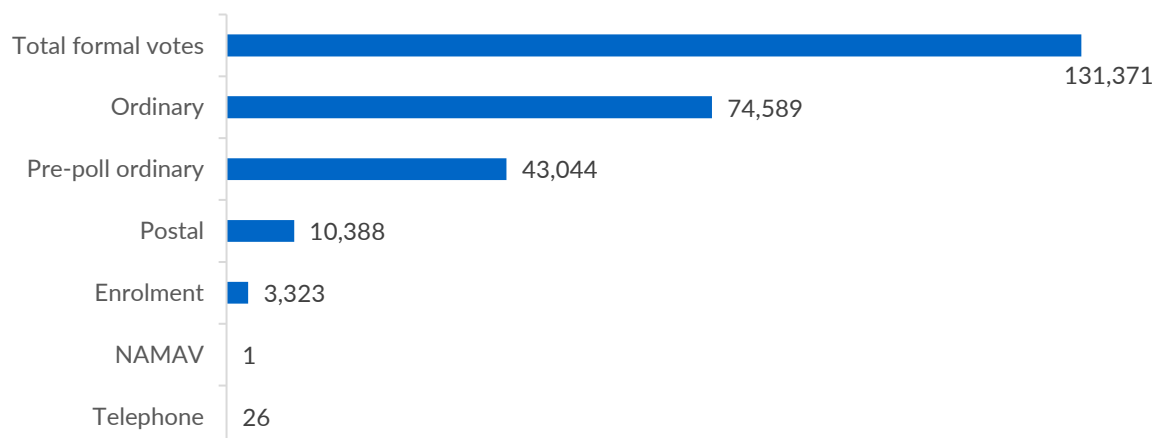
Participation rate: 86.1%

Formality and participation by ward: **Ward: East** **Formality rate:** 92.8% **Participation rate:** 86.9% | **Ward: North** **Formality rate:** 93.7% **Participation rate:** 87.0% | **Ward: West** **Formality rate:** 91.9% **Participation rate:** 84.3%

Elected councillors (alphabetical by surname, by ward)

Ward	Councillor name	Affiliation
Lake Macquarie East	BUCKLEY Christine	Australian Labor Party (NSW Branch)
Lake Macquarie East	HANNAH Michael	Lake Mac Independents
Lake Macquarie East	RADCLIFFE Stacey	Australian Labor Party (NSW Branch)
Lake Macquarie East	SCHULTZ Matt	The Liberal Party Of Australia, New South Wales Division
Lake Macquarie North	ADAMTHWAITE Brian	Australian Labor Party (NSW Branch)
Lake Macquarie North	ANTCLIFF Jack	The Liberal Party Of Australia, New South Wales Division
Lake Macquarie North	CONROY Keara	Australian Labor Party (NSW Branch)
Lake Macquarie North	GRIGG Colin	Lake Mac Independents
Lake Macquarie West	BISHOP Madeline	Australian Labor Party (NSW Branch)
Lake Macquarie West	PAULING Jason	The Liberal Party Of Australia, New South Wales Division
Lake Macquarie West	SWINSBURG Anthony	Independent
Lake Macquarie West	WARNER Kate	Lake Mac Independents

Formal votes cast by vote type for the councillor election



Councillor candidate nominations (alphabetical by surname, by ward)

Ward	Name	Affiliation
Lake Macquarie East	BUCKLEY Christine	Australian Labor Party (NSW Branch)
Lake Macquarie East	CHAPMAN Rod	The Liberal Party Of Australia, New South Wales Division
Lake Macquarie East	EDWARDS John	Lake Mac Independents
Lake Macquarie East	GIBSON David	Lake Mac Independents
Lake Macquarie East	HANNAH Allison	Lake Mac Independents
Lake Macquarie East	HANNAH Michael	Lake Mac Independents
Lake Macquarie East	HARDING Melody	The Liberal Party Of Australia, New South Wales Division
Lake Macquarie East	HARVEY Dyllan	Independent
Lake Macquarie East	OAKLEY Jane	The Greens NSW
Lake Macquarie East	PHILIPPOU Patricia	The Greens NSW
Lake Macquarie East	RADCLIFFE Stacey	Australian Labor Party (NSW Branch)
Lake Macquarie East	REAY BARTSCH Stephanie	The Greens NSW
Lake Macquarie East	RILEY Elizabeth	The Greens NSW
Lake Macquarie East	SCHULTZ Matt	The Liberal Party Of Australia, New South Wales Division
Lake Macquarie East	SHULTZ Adam	Australian Labor Party (NSW Branch)
Lake Macquarie East	STEEL Joseph	Australian Labor Party (NSW Branch)
Lake Macquarie East	SULIS Tina	Independent
Lake Macquarie East	TURNBULL Rowen	Independent
Lake Macquarie East	VOLKER Dianne	The Liberal Party Of Australia, New South Wales Division
Lake Macquarie East	WAGSTAFF Kacie	Independent

Ward	Name	Affiliation
Lake Macquarie North	ADAMTHWAITE Brian	Australian Labor Party (NSW Branch)
Lake Macquarie North	ANTCLIFF Jack	The Liberal Party Of Australia, New South Wales Division
Lake Macquarie North	ANTCLIFF Susan	The Liberal Party Of Australia, New South Wales Division
Lake Macquarie North	CONROY Keara	Australian Labor Party (NSW Branch)
Lake Macquarie North	GRIGG Colin	Lake Mac Independents
Lake Macquarie North	HALL Tara	Lake Mac Independents
Lake Macquarie North	HAM Bryce	The Greens NSW
Lake Macquarie North	HOWELLS Mark	Australian Labor Party (NSW Branch)
Lake Macquarie North	MCCORKELL James	Independent
Lake Macquarie North	MCCORKELL Travis	Independent
Lake Macquarie North	McLEAN Andrew	The Greens NSW
Lake Macquarie North	NELSON Tal	The Greens NSW
Lake Macquarie North	PAULING Mark	The Liberal Party Of Australia, New South Wales Division
Lake Macquarie North	SECOMB Daniel	Lake Mac Independents
Lake Macquarie North	SMITH Daniel	Independent
Lake Macquarie North	SULLIVAN Timothy	Lake Mac Independents
Lake Macquarie North	SWANE Daniel	The Liberal Party Of Australia, New South Wales Division
Lake Macquarie North	VIJAY Gaurav	Australian Labor Party (NSW Branch)
Lake Macquarie North	WATKINSON Gregory	The Greens NSW
Lake Macquarie West	BELCHER David	Australian Labor Party (NSW Branch)
Lake Macquarie West	BISHOP Madeline	Australian Labor Party (NSW Branch)
Lake Macquarie West	BOWYER Toni	Our Local Community
Lake Macquarie West	COOPER Elizabeth	Our Local Community
Lake Macquarie West	COULTER Janette	Independent
Lake Macquarie West	DAVIDSON Graham	Independent
Lake Macquarie West	DAWSON Rosmairi	Independent
Lake Macquarie West	DORSE Ashley	Lake Mac Independents
Lake Macquarie West	ECKERSLEY Charmian	The Greens NSW
Lake Macquarie West	EDWARDS Lorna	Independent
Lake Macquarie West	GRAHAM Steve	Lake Mac Independents
Lake Macquarie West	GRIERSON Kim	The Greens NSW
Lake Macquarie West	HOGAN Alan	Our Local Community

Ward	Name	Affiliation
Lake Macquarie West	JONES Nicholas	The Liberal Party Of Australia, New South Wales Division
Lake Macquarie West	LORD Linda	Independent
Lake Macquarie West	MILTON Edward (Eddie)	Independent
Lake Macquarie West	MOTYKA Olenka	Lake Mac Independents
Lake Macquarie West	PAULING Jason	The Liberal Party Of Australia, New South Wales Division
Lake Macquarie West	PAULING Julie	The Liberal Party Of Australia, New South Wales Division
Lake Macquarie West	PICKARD David	Independent
Lake Macquarie West	ROBSON Mackenzie	Australian Labor Party (NSW Branch)
Lake Macquarie West	ROGAN Melissa	
Lake Macquarie West	RYAN Stephen	Australian Labor Party (NSW Branch)
Lake Macquarie West	SCHRANER Ingrid	The Greens NSW
Lake Macquarie West	SOUTHEE Paris	Our Local Community
Lake Macquarie West	SUWALD Kerry	The Greens NSW
Lake Macquarie West	SWINSBURG Anthony	Independent
Lake Macquarie West	UIDAM Michael	The Liberal Party Of Australia, New South Wales Division
Lake Macquarie West	WARNER Kate	Lake Mac Independents

Candidate nominations rejected/withdrawn: 2 withdrawn (West Ward), 1 rejected (North Ward)

Mayoral election

Mayor election total votes: 141,648 **Formal:** 133,797 (94.5%) **Informal:** 7,851 (5.5%) **Participation rate:** 86.1%

Elected mayor: SHULTZ Adam, Australian Labor Party (NSW Branch)

Mayoral candidate nominations (alphabetical by surname)

Name	Affiliation
DAWSON Rosmairi	Independent
GILBERT John	Our Local Community
HAM Bryce	The Greens NSW
HARDING Melody	The Liberal Party Of Australia, New South Wales Division
SHULTZ Adam	Australian Labor Party (NSW Branch)
WARNER Kate	Lake Mac Independents

Election operations

Number of staff: 583	Number of pre-poll centres: 8
Number of election day polling places: 66	Number of declared institutions: 19

Returning Officer's office: 24 Pendlebury Road, Cardiff NSW 2285

Public registers: View the registers of candidates, groups, third-party campaigners, parties, party agents, senior office holders, associated entities and official agents, third-party lobbyists, and non-prohibited donors for the 2024 NSW Local Government elections on the [NSW Electoral Commission's website](#).



Lane Cove election summary

Divided council: Central Ward | East Ward | West Ward

Type of election conducted: Councillor (election of 9 councillors, 3 from each ward)

Council enrolment: 27,493 **Residential roll:** 27,484 **Non-residential roll:** 9

Apparent failure to vote notices issued: 3,076 (11.2% of the residential roll)

Councillor election

Councillor election total votes: 23,314 **Formal:** 21,976 **Informal:** 1,338 **Formality rate:** 94.3%

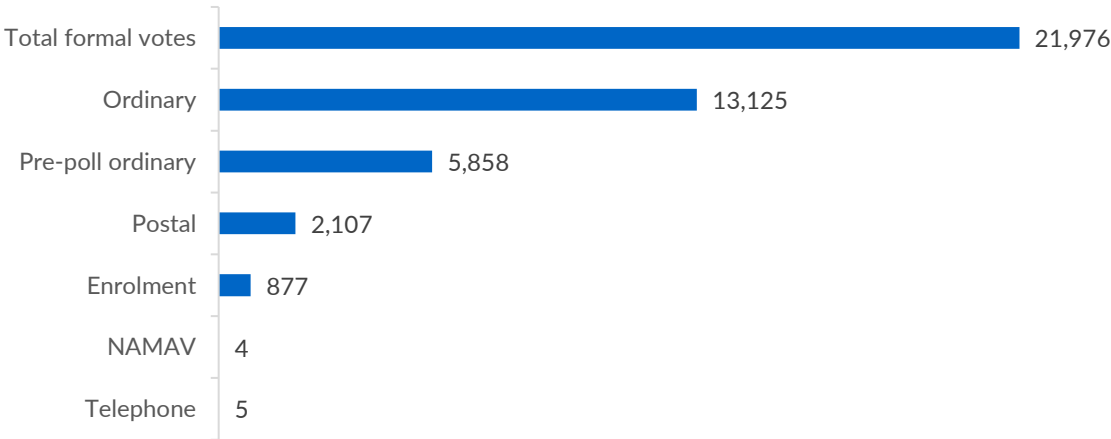
Participation rate: 86%

Formality and participation by ward: **Ward: Central** **Formality rate:** 93.0% **Participation rate:** 87.6% | **Ward: East** **Formality rate:** 95.0% **Participation rate:** 83.5% | **Ward: West** **Formality rate:** 94.8% **Participation rate:** 86.8%

Elected councillors (alphabetical by surname, by ward)

Ward	Councillor name	Affiliation
Lane Cove Central	BRYLA Kathy	Independent
Lane Cove Central	KENNEDY Bridget	Independent
Lane Cove Central	TAYLOR Caleb	Independent
Lane Cove East	GREENWELL Helena	Independent
Lane Cove East	ROENFELDT David	Australian Labor Party (NSW Branch)
Lane Cove East	SOUTHWOOD Merri	Independent
Lane Cove West	BENNISON Scott	Independent
Lane Cove West	FLOOD Rochelle	The Greens NSW
Lane Cove West	LITTLE Katie	Australian Labor Party (NSW Branch)

Formal votes cast by vote type for the councillor election



Councillor candidate nominations (alphabetical by surname, by ward)

Ward	Name	Affiliation
Lane Cove Central	BAO Yi (Ian)	Independent
Lane Cove Central	BRYLA Kathy	Independent
Lane Cove Central	DEANE Bronwyn	Australian Labor Party (NSW Branch)
Lane Cove Central	GARDINER Trent	Independent
Lane Cove Central	KENNEDY Bridget	Independent
Lane Cove Central	KENNEDY Sally	Independent
Lane Cove Central	NASIR Lynette	Australian Labor Party (NSW Branch)
Lane Cove Central	O'DONNELL Sarah	Independent
Lane Cove Central	PHILLIPS Tanya	Independent
Lane Cove Central	QUAIL Ken	Australian Labor Party (NSW Branch)
Lane Cove Central	TAYLOR Caleb	Independent
Lane Cove Central	VACCHER Alex	Independent
Lane Cove East	BAKER Rachel	Australian Labor Party (NSW Branch)
Lane Cove East	GREENWELL Helena	Independent
Lane Cove East	KING Alan	The Greens NSW
Lane Cove East	RE Peter	Independent
Lane Cove East	RIGGS Milo	The Greens NSW
Lane Cove East	RIGGS Nick	The Greens NSW
Lane Cove East	ROENFELDT David	Australian Labor Party (NSW Branch)
Lane Cove East	SOUTHWOOD Merri	Independent
Lane Cove East	de VRIES Sieger	Australian Labor Party (NSW Branch)
Lane Cove West	BENNISON Scott	Independent
Lane Cove West	FLOOD Rochelle	The Greens NSW
Lane Cove West	HANSEN James	Australian Labor Party (NSW Branch)
Lane Cove West	HILL Deborah	Independent
Lane Cove West	LEE Seamus	The Greens NSW
Lane Cove West	LITTLE Katie	Australian Labor Party (NSW Branch)
Lane Cove West	OGILVIE Heather	Australian Labor Party (NSW Branch)
Lane Cove West	RANGWALA Murtaza	The Greens NSW
Lane Cove West	STRASSBERG Daniel	Independent

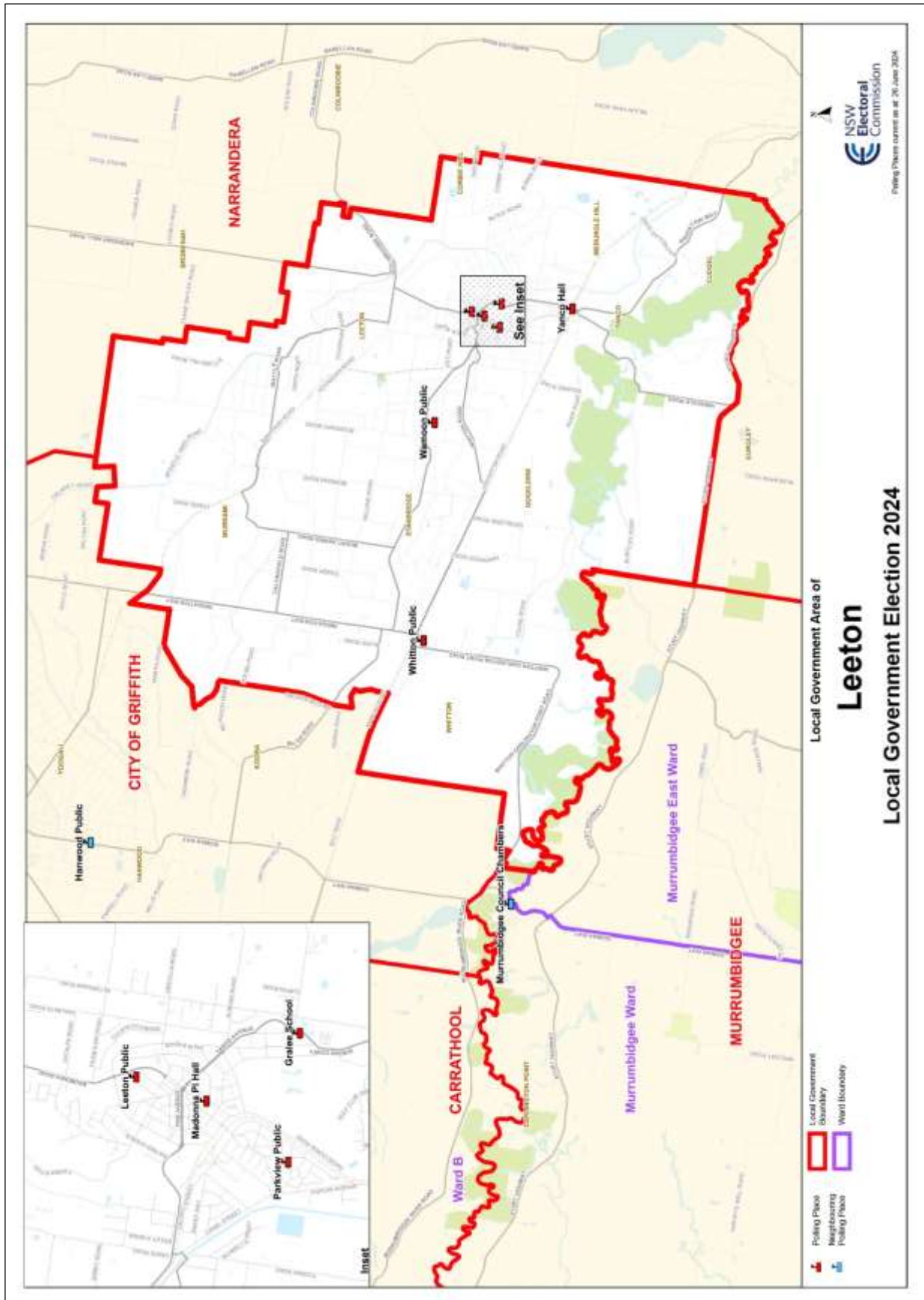
Election operations

Number of staff: 89	Number of pre-poll centres: 1
Number of election day polling places: 10	Number of declared institutions: 1

Returning Officer’s office: Ground Floor, 13 Sirius Road, Lane Cove West NSW 2066

Public registers: View the registers of candidates, groups, third-party campaigners, parties, party agents, senior office holders, associated entities and official agents, third-party lobbyists, and non-prohibited donors for the 2024 NSW Local Government elections on the [NSW Electoral Commission's website](#).

Leeton Shire Council



Leeton election summary

Undivided council

Type of election conducted: Councillor (election of 9 councillors)

Council enrolment: 7,802 Residential roll: 7,801 Non-residential roll: 1

Apparent failure to vote notices issued: 1,223 (15.7% of the residential roll)

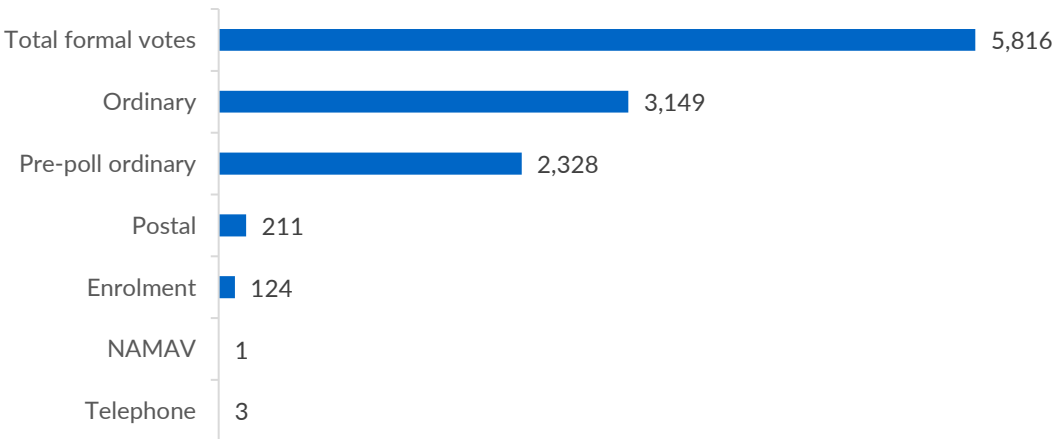
Councillor election

Councillor election total votes: 6,367 Formal: 5,816 Informal: 551 Formality rate: 91.3% Participation rate: 82.4%

Elected councillors (alphabetical by surname, by ward)

Councillor name	Affiliation
EDWARDS Boston	
KIDD Michael	Independent
MAYTOM Krystal	Independent
MORRIS Tracey	Independent
NARDI Sandra	Independent
TIFFEN Sarah	
TYNAN Stephen	Independent
WESTON George	Independent
WRIGHT Nicholas	Independent

Formal votes cast by vote type for the councillor election



Councillor candidate nominations (alphabetical by surname)

Name	Affiliation
EDWARDS Boston	
KIDD Michael	Independent
MAYTOM Krystal	Independent
MORRIS Tracey	Independent
NARDI Sandra	Independent
ROBERTSON Bill	
TIFFEN Sarah	
TYNAN Stephen	Independent
WESTON George	Independent
WRIGHT Nicholas	Independent

Candidate nominations rejected/withdrawn: 1 rejected

Election operations

Number of staff: 36

Number of pre-poll centres: 1

Number of election day polling places: 7

Number of declared institutions: 1

Returning Officer's office: 15 Merrowie Street, Griffith NSW 2680

Public registers: View the registers of candidates, groups, third-party campaigners, parties, party agents, senior office holders, associated entities and official agents, third-party lobbyists, and non-prohibited donors for the 2024 NSW Local Government elections on the [NSW Electoral Commission's website](#).



Lismore election summary

Undivided council

Type of election conducted: Councillor (election of 10 councillors) | Mayor

Council enrolment: 31,947 Residential roll: 31,938 Non-residential roll: 9

Apparent failure to vote notices issued: 4,392 (13.7% of the residential roll)

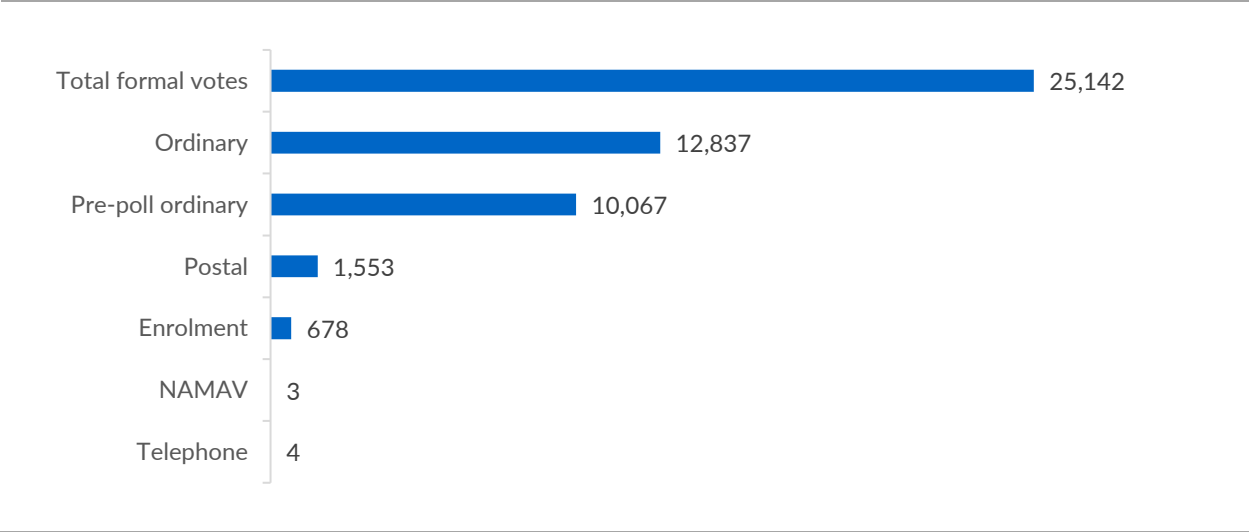
Councillor election

Councillor election total votes: 26,758 Formal: 25,142 Informal: 1,616 Formality rate: 94%
Participation rate: 84.5%

Elected councillors (alphabetical by surname)

Councillor name	Affiliation
BATTISTA Gianpiero	Independent
BING Andrew	Independent
DALTON-EARLS Harper	Australian Labor Party (NSW Branch)
GORDON Andrew	Independent
GUISE Adam	The Greens NSW
HALL Jerilee	Independent
JENSEN Electra	Independent
KNIGHT-SMITH Jasmine	Australian Labor Party (NSW Branch)
ROB Big	Independent
WATERS Virginia	The Greens NSW

Formal votes cast by vote type for the councillor election



Councillor candidate nominations (alphabetical by surname)

Name	Affiliation
BATTISTA Gianpiero	Independent
BELL Kevin	Australian Labor Party (NSW Branch)
BING Andrew	Independent
COLEMAN Stella	Independent
COLES Tara	Independent
DALTON-EARLS Harper	Australian Labor Party (NSW Branch)
DOWSE Mitchell	Independent
GORDON Andrew	Independent
GUISE Adam	The Greens NSW
HALL Jerilee	Independent
HARRISON William	Australian Labor Party (NSW Branch)
JENKINS John	Independent
JENSEN Electra	Independent
KING Chris	Independent
KNIGHT Christopher	Independent
KNIGHT-SMITH Jasmine	Australian Labor Party (NSW Branch)
KNIGHT-SMITH Joy	Australian Labor Party (NSW Branch)
KRIEG Steve	Independent
O'DWYER Belinda (Binnie)	The Greens NSW
PIDCOCK Nardia	Independent
RITCHIE Glenys	Australian Labor Party (NSW Branch)
ROB Big	Independent
ROBINSON Luke	The Greens NSW
SALMON Shae	The Greens NSW
SPRINGALL Shaen	Independent
TANTTARI Luke	Independent
TAYLOR Lewis	Australian Labor Party (NSW Branch)
WATERS Virginia	The Greens NSW
WATSON Lindall	The Greens NSW
WEEKES Richelle	Independent

Mayoral election

Mayor election total votes: 26,752 **Formal:** 25,927 (96.9%) **Informal:** 825 (3.1%) **Participation rate:** 84.5%

Elected mayor: KRIEG Steve, Independent

Mayoral candidate nominations (alphabetical by surname)

Name	Affiliation
DALTON-EARLS Harper	Australian Labor Party (NSW Branch)
GRINDON-EKINS Vanessa	The Greens NSW
JENKINS John	Independent
KRIEG Steve	Independent
ROB Big	Independent

Election operations

Number of staff: 123

Number of pre-poll centres: 2

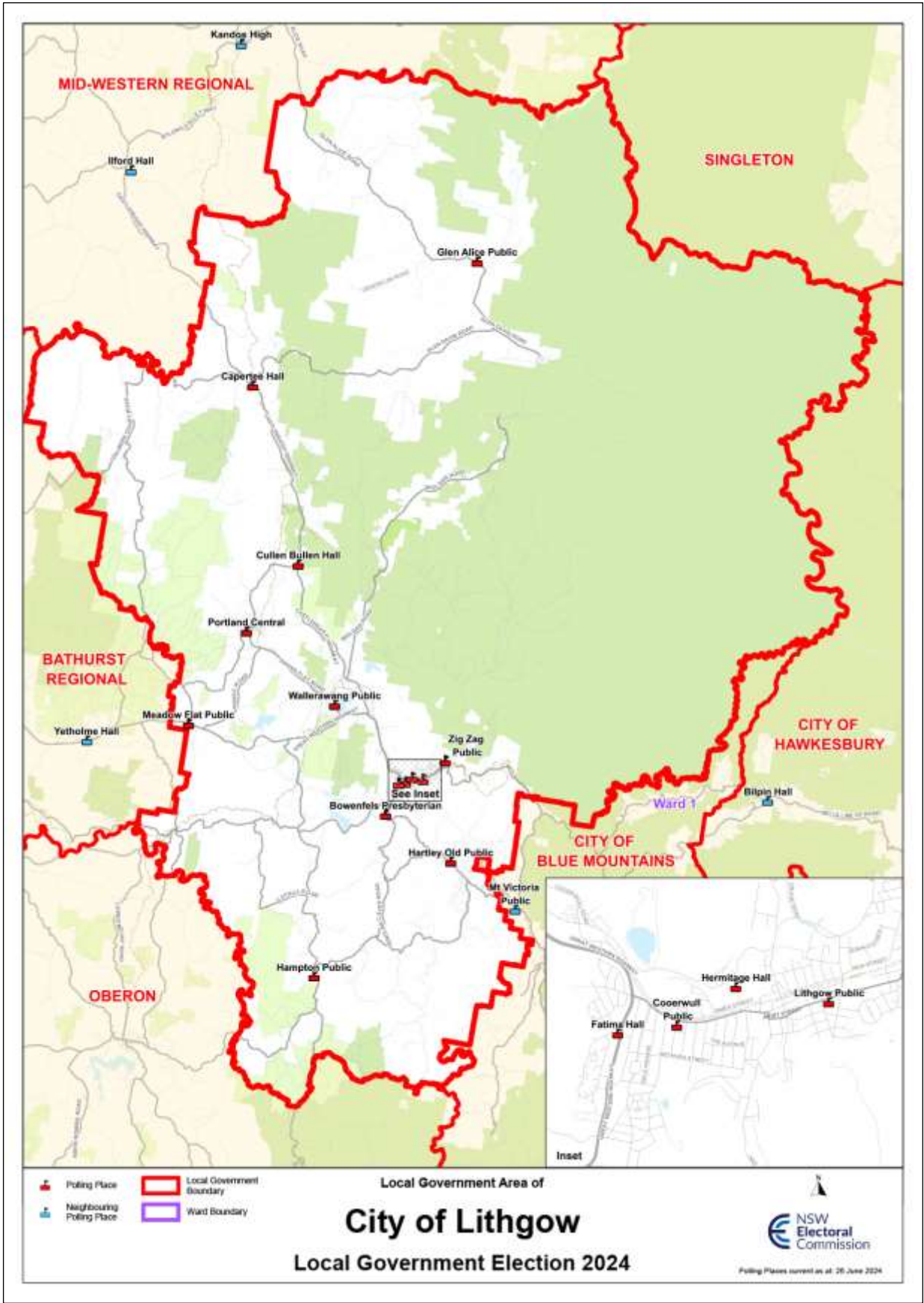
Number of election day polling places: 22

Number of declared institutions: 7

Returning Officer's office: 4 Zadoc Street , Lismore NSW 2480

Public registers: View the registers of candidates, groups, third-party campaigners, parties, party agents, senior office holders, associated entities and official agents, third-party lobbyists, and non-prohibited donors for the 2024 NSW Local Government elections on the [NSW Electoral Commission's website](#).

City of Lithgow Council



Lithgow election summary

Undivided council

Type of election conducted: Councillor (election of 9 councillors)

Council enrolment: 15,899 Residential roll: 15,891 Non-residential roll: 8

Apparent failure to vote notices issued: 1,517 (9.5% of the residential roll)

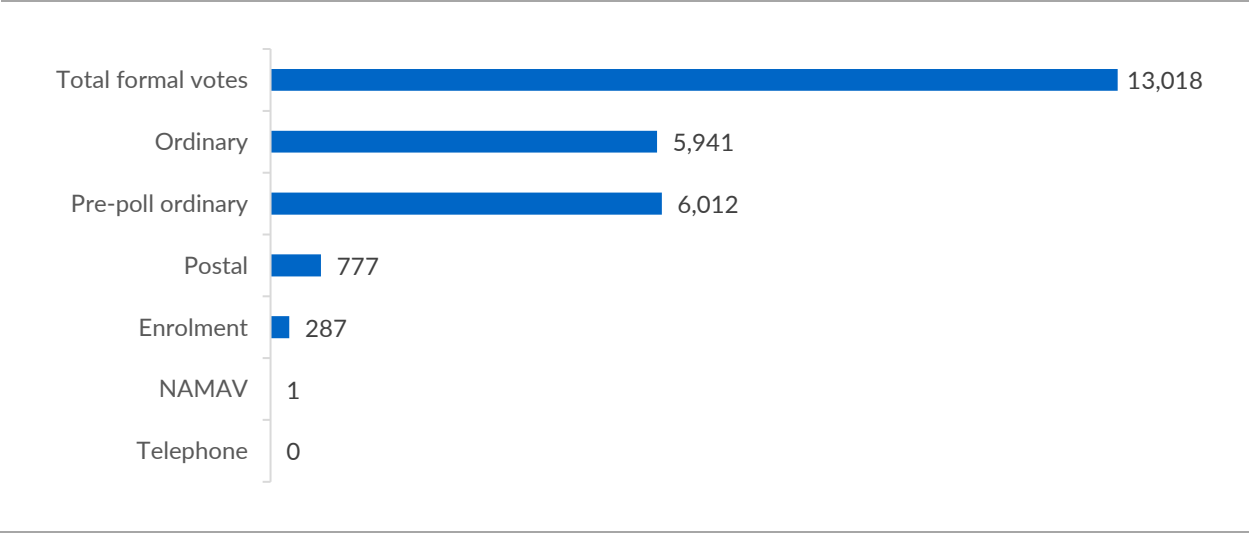
Councillor election

Councillor election total votes: 13,874 Formal: 13,018 Informal: 856 Formality rate: 93.8% Participation rate: 88%

Elected councillors (alphabetical by surname)

Councillor name	Affiliation
COLEMAN Cass	
EVANGELIDIS Tommy	Independent
FREDERICKS Elizabeth	Independent
GOODWIN Darryl	Independent
MAHONY Eric	
RING Steven	Independent
SMITH Ray	
STATHAM Maree	Independent
TICEHURST Martin	Independent

Formal votes cast by vote type for the councillor election



Councillor candidate nominations (alphabetical by surname)

Name	Affiliation
ADAMS David	
BOUNDY Marilyn	
BRAY Jacob	Independent
BRYCE Almudena	Independent
COLEMAN Cass	
CONLON Matthew	Independent
CRONIN Jon	
DAVIES Scott	Independent
EVANGELIDIS Tommy	Independent
EVANS Tenille	
FOODEY Natalie	Independent
FREDERICKS Elizabeth	Independent
GOODWIN Darryl	Independent
GURNEY Rod	Independent
HANBY Will	
HEALEY Charlie	Independent
HOLMES Kylie	
HOWARTH Josh	
HOY Lucille	Independent
KOLEDA Michael	Independent
LESSLIE Stephen	
LIMBERT Dennis	Independent
MAHONY Eric	
MCGHIE Stuart	
MORTELL Daniel	Independent
McAULAY Mark	
NILSSON Johan	Independent
NOBLE Greg	Independent
O'CONNOR Col	Independent
O'SULLIVAN Dianne	
PALMER Matthew	Independent

Name	Affiliation
PALMER Melanie	Independent
PALMER Samuel	Independent
PEVERIL-GUEST Greg	Independent
PLAZA Diane	Independent
RING Steven	Independent
ROLLINSON Kyle	Independent
ROOKYARD Catherine	Independent
ROSS Macgregor	Independent
SANDER Louis	Independent
SEITA Karen	Independent
SMITH Ray	
STATHAM Maree	Independent
THOMPSON Ann	Independent
TICEHURST Martin	Independent
WAMIJO Ian	Independent

Election operations

Number of staff: 77

Number of pre-poll centres: 1

Number of election day polling places: 14

Number of declared institutions: 2

Returning Officer's office: 176 Mort Street, Lithgow NSW 2790

Public registers: View the registers of candidates, groups, third-party campaigners, parties, party agents, senior office holders, associated entities and official agents, third-party lobbyists, and non-prohibited donors for the 2024 NSW Local Government elections on the [NSW Electoral Commission's website](#).

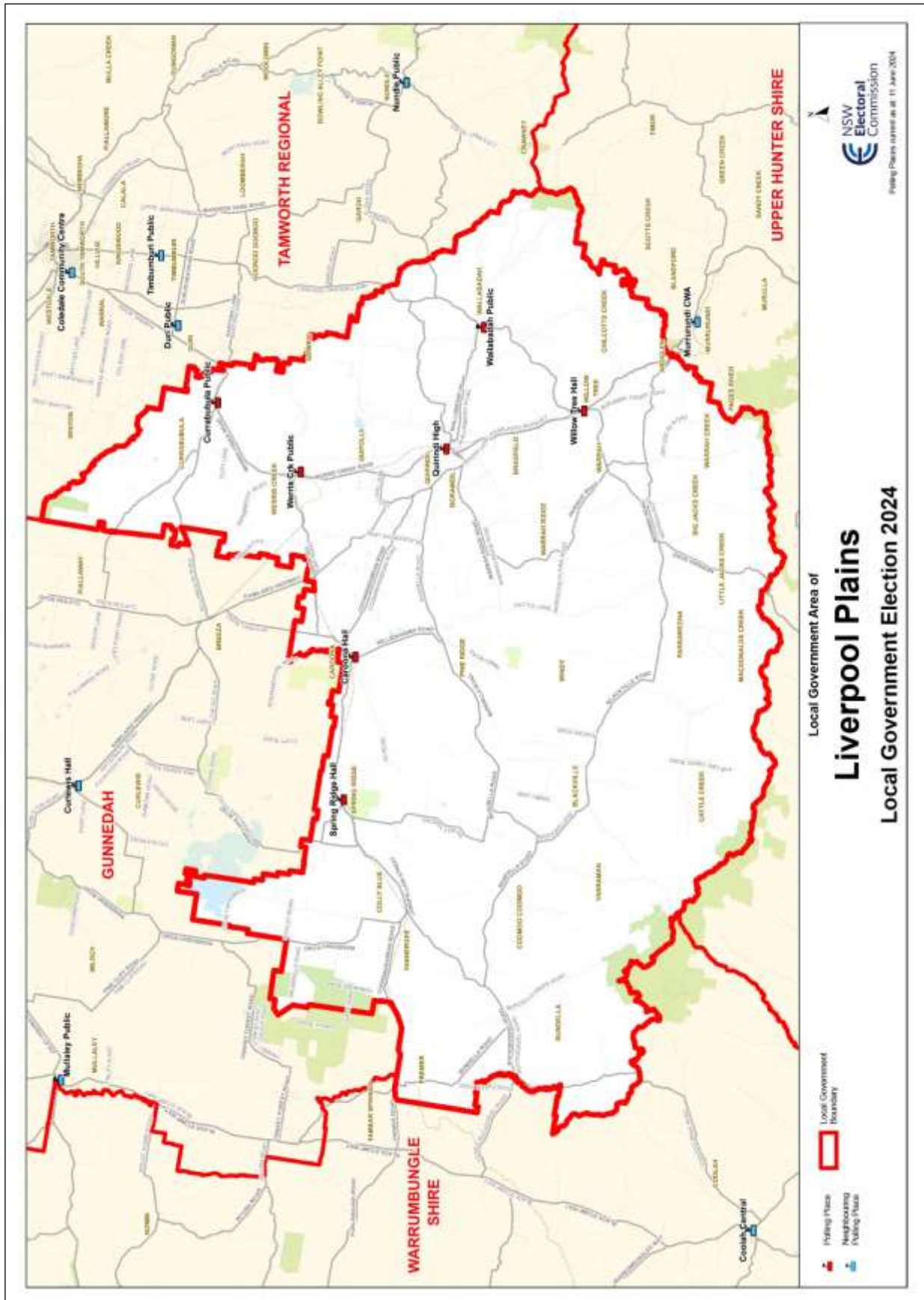
Liverpool City Council

On 27 June 2011, the *Local Government Amendment (Elections) Act 2011* (the Act) was passed in the NSW Parliament. Section 296 of the Act gave councils the ability to choose their election manager. Councils have the option to choose the NSW Electoral Commissioner or to engage a commercial election service provider to conduct the election for them.

Liverpool City Council chose a commercial election service provider to conduct its 2024 ordinary election. For information regarding the 2024 NSW Local Government elections for Liverpool City Council please contact the council directly.

Public registers: View the registers of candidates, groups, third-party campaigners, parties, party agents, senior office holders, associated entities and official agents, third-party lobbyists, and non-prohibited donors for the 2024 NSW Local Government elections on the [NSW Electoral Commission's website](#).

Liverpool Plains Shire Council



Liverpool Plains election summary

Undivided council

Type of election conducted: Councillor (election of 7 councillors)

Council enrolment: 5,924 **Residential roll:** 5,924 **Non-residential roll:** 0

Apparent failure to vote notices issued: 805 (13.6% of the residential roll)

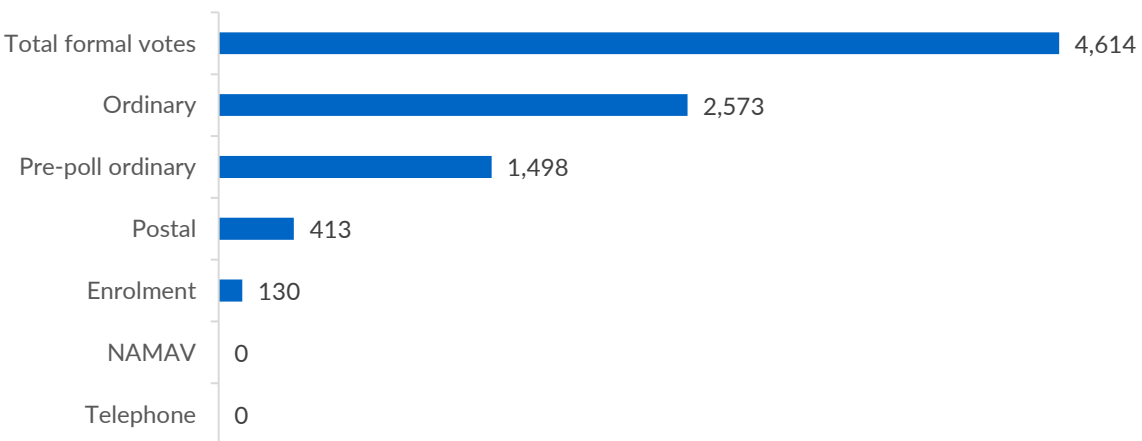
Councillor election

Councillor election total votes: 4,898 **Formal:** 4,614 **Informal:** 284 **Formality rate:** 94.2% **Participation rate:** 83.6%

Elected councillors (alphabetical by surname)

Councillor name	Affiliation
ALLAN Jason	Independent
CAIN Shawn	Independent
COHEN Terry	
CUDMORE Kenneth	
LAWSON Donna	
ROBERTSON James	Independent
SIMKIN Charlie	Independent

Formal votes cast by vote type for the councillor election



Councillor candidate nominations (alphabetical by surname)

Name	Affiliation
ALLAN Jason	Independent
CAIN Shawn	Independent
COHEN Terry	
CUDMORE Kenneth	
EYKAMP Lynn	
HAWKINS Doug	Independent
LAWSON Donna	
MACZI Theodore	Independent
ROBERTSON James	Independent
SADLER-SMALL Ebonie	Independent
SIMKIN Charlie	Independent
WYNNE Yvonne	

Election operations**Number of staff:** 33**Number of pre-poll centres:** 1**Number of election day polling places:** 7**Number of declared institutions:** 0**Returning Officer's office:** South Street, Gunnedah NSW 2380

Public registers: View the registers of candidates, groups, third-party campaigners, parties, party agents, senior office holders, associated entities and official agents, third-party lobbyists, and non-prohibited donors for the 2024 NSW Local Government elections on the [NSW Electoral Commission's website](#).



Lockhart election summary

Divided council: A Ward | B Ward | C Ward

Type of election conducted: Councillor (election of 9 councillors, 3 from each ward)

Council enrolment (for contested elections): 1,610 Residential roll: 1,609 Non-residential roll: 1

Apparent failure to vote notices issued: 205 (12.7% of the residential roll)

Councillor election

For the Lockhart Shire Council, at the close of nominations, three (3) candidate nominations were accepted for the three (3) councillor positions for A Ward and the election for this ward was uncontested and there was no need for electors to vote. The three candidates for A Ward were declared elected on Saturday, 14 September 2024.


Councillor election total votes (for contested elections): 1,341 Formal: 1,271 Informal: 70 Formality rate: 94.8% Participation rate: 84.5%

Formality and participation by ward: Ward: B Formality rate: 94.3% Participation rate: 81.1% | Ward: C Formality rate: 95.3% Participation rate: 87.8%

Elected councillors (alphabetical by surname, by ward)

Ward	Councillor name	Affiliation
Lockhart A Ward	DAY Frances	Independent
Lockhart A Ward	JONES Erica	Independent
Lockhart A Ward	MATHEWS Robert	Independent
Lockhart B Ward	HUNTER Jane	Independent
Lockhart B Ward	SHARP Peter	
Lockhart B Ward	WALKER James	
Lockhart C Ward	DRISCOLL Gail	Independent
Lockhart C Ward	MARSTON Ian	Independent
Lockhart C Ward	RUSHBY Bobby	Independent

Formal votes cast by vote type for the councillor election



Councillor candidate nominations (alphabetical by surname, by ward)

Ward	Name	Affiliation
Lockhart A Ward	DAY Frances	Independent
Lockhart A Ward	JONES Erica	Independent
Lockhart A Ward	MATHEWS Robert	Independent
Lockhart B Ward	HUNTER Jane	Independent
Lockhart B Ward	JONES Andrew	Independent
Lockhart B Ward	SHARP Peter	
Lockhart B Ward	WALKER James	
Lockhart C Ward	DRISCOLL Gail	Independent
Lockhart C Ward	MARSTON Ian	Independent
Lockhart C Ward	RUSHBY Bobby	Independent
Lockhart C Ward	WEBB-WAGG Charles	Independent

Election operations

Number of staff: 16

Number of pre-poll centres: 1

Number of election day polling places: 4

Number of declared institutions: 0

Returning Officer's office: 72 Fitzmaurice Street, Wagga Wagga NSW 2650

Public registers: View the registers of candidates, groups, third-party campaigners, parties, party agents, senior office holders, associated entities and official agents, third-party lobbyists, and non-prohibited donors for the 2024 NSW Local Government elections on the [NSW Electoral Commission's website](#).



Maitland election summary

Divided council: Ward 1 | Ward 2 | Ward 3 | Ward 4

Type of election conducted: Councillor (election of 12 councillors, 3 from each ward) | Mayor

Council enrolment: 69,121 **Residential roll:** 69,120 **Non-residential roll:** 1

Apparent failure to vote notices issued: 8,132 (11.8% of the residential roll)

Councillor election

Councillor election total votes: 59,544 **Formal:** 55,222 **Informal:** 4,322 **Formality rate:** 92.7%

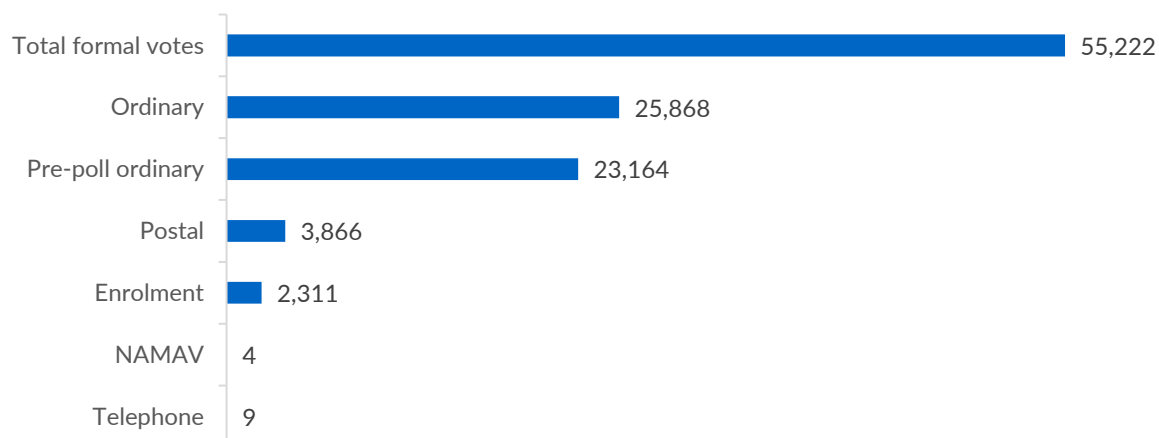
Participation rate: 87.1%

Formality and participation by ward: **Ward: 1** **Formality rate:** 94.1% **Participation rate:** 87.0% | **Ward: 2** **Formality rate:** 91.9% **Participation rate:** 87.8% | **Ward: 3** **Formality rate:** 92.8% **Participation rate:** 86.2% | **Ward: 4** **Formality rate:** 92.2% **Participation rate:** 87.4%

Elected councillors (alphabetical by surname, by ward)

Ward	Councillor name	Affiliation
Maitland 1	ATKINSON Amelia	Australian Labor Party (NSW Branch)
Maitland 1	HALLIDAY Sally	The Liberal Party Of Australia, New South Wales Division
Maitland 1	JORDAN Ken	Independent
Maitland 2	BARSTOW Rachel (Race)	Australian Labor Party (NSW Branch)
Maitland 2	FLANNERY Kristy-Lee	Independent
Maitland 2	GRIFFIN Mitchell	
Maitland 3	HACKNEY Bill	Independent
Maitland 3	WHITING Ben	Australian Labor Party (NSW Branch)
Maitland 3	WORTH Ben	Independent
Maitland 4	FERRIS Donald	Australian Labor Party (NSW Branch)
Maitland 4	PENFOLD Warrick	Independent
Maitland 4	YARRINGTON Mike	Independent

Formal votes cast by vote type for the councillor election



Councillor candidate nominations (alphabetical by surname, by ward)

Ward	Name	Affiliation
Maitland 1	ATKINSON Amelia	Australian Labor Party (NSW Branch)
Maitland 1	BAKER Loretta	Australian Labor Party (NSW Branch)
Maitland 1	DOHERTY Carol	The Liberal Party Of Australia, New South Wales Division
Maitland 1	DOHERTY Rod	The Liberal Party Of Australia, New South Wales Division
Maitland 1	FOY Aidan	Australian Labor Party (NSW Branch)
Maitland 1	HALLIDAY Sally	The Liberal Party Of Australia, New South Wales Division
Maitland 1	JACOBS Kayla	The Greens NSW
Maitland 1	JORDAN Jodie	Independent
Maitland 1	JORDAN Ken	Independent
Maitland 1	KNOX Campbell	The Greens NSW
Maitland 1	LEONARD Matthew	Independent
Maitland 1	MASTERTON Natalie	The Greens NSW
Maitland 1	ROBINSON Tony	Independent
Maitland 2	AITCHISON Robert	Australian Labor Party (NSW Branch)
Maitland 2	BARSTOW Rachel (Race)	Australian Labor Party (NSW Branch)
Maitland 2	FERGUSON Gary	Independent
Maitland 2	FLANNERY Kristy-Lee	Independent
Maitland 2	GREEN Selby	
Maitland 2	GRIFFIN Larissa	
Maitland 2	GRIFFIN Mitchell	

Ward	Name	Affiliation
Maitland 2	JOHNS Paul	The Greens NSW
Maitland 2	ROOKE Jenny	The Greens NSW
Maitland 2	THURLOW Dennis	The Greens NSW
Maitland 2	VOORBIJ Michael	Australian Labor Party (NSW Branch)
Maitland 2	YARRINGTON Nicole	Independent
Maitland 3	DAVIS Jan	The Greens NSW
Maitland 3	HACKNEY Bill	Independent
Maitland 3	JACOBS Keryn	The Greens NSW
Maitland 3	JACOBS Michael	The Greens NSW
Maitland 3	LINDSAY Peta	Australian Labor Party (NSW Branch)
Maitland 3	RAW Andrew	Australian Labor Party (NSW Branch)
Maitland 3	VOLLMER Christopher	Independent
Maitland 3	WHITING Ben	Australian Labor Party (NSW Branch)
Maitland 3	WORTH Ben	Independent
Maitland 4	ALEX Marilyn	Independent
Maitland 4	BROWN Judith	Independent
Maitland 4	FERRIS Donald	Australian Labor Party (NSW Branch)
Maitland 4	McDONNELL Jessie	The Greens NSW
Maitland 4	O'BRIEN Errin	The Greens NSW
Maitland 4	PENFOLD Philip	Independent
Maitland 4	PENFOLD Warrick	Independent
Maitland 4	PYNE Brendan	Australian Labor Party (NSW Branch)
Maitland 4	SHORTLAND Melanie	Independent
Maitland 4	SINCLAIR Carolyn	Australian Labor Party (NSW Branch)
Maitland 4	WHITE Wendy	The Greens NSW
Maitland 4	YARRINGTON Mike	Independent

Candidate nominations rejected/withdrawn: 2 withdrawn (Ward 1), 1 withdrawn (Ward 4)

Mayoral election

Mayor election total votes: 59,652 **Formal:** 56,982 (95.5%) **Informal:** 2,670 (4.5%) **Participation rate:** 87.1%

Elected mayor: PENFOLD Philip, Independent

Mayoral candidate nominations (alphabetical by surname)

Name	Affiliation
KNOX Campbell	The Greens NSW
PENFOLD Philip	Independent
SAFFARI Shahriar (Sean)	Independent
WHITING Ben	Australian Labor Party (NSW Branch)

Election operations**Number of staff:** 244**Number of pre-poll centres:** 4**Number of election day polling places:** 25**Number of declared institutions:** 4**Returning Officer's office:** 263 High Street, Maitland NSW 2320

Public registers: View the registers of candidates, groups, third-party campaigners, parties, party agents, senior office holders, associated entities and official agents, third-party lobbyists, and non-prohibited donors for the 2024 NSW Local Government elections on the [NSW Electoral Commission's website](#).



Mid-Coast election summary

Undivided council

Type of election conducted: Councillor (election of 11 councillors)

Council enrolment: 78,357 **Residential roll:** 78,296 **Non-residential roll:** 61

Apparent failure to vote notices issued: 9,226 (11.8% of the residential roll)

Councillor election

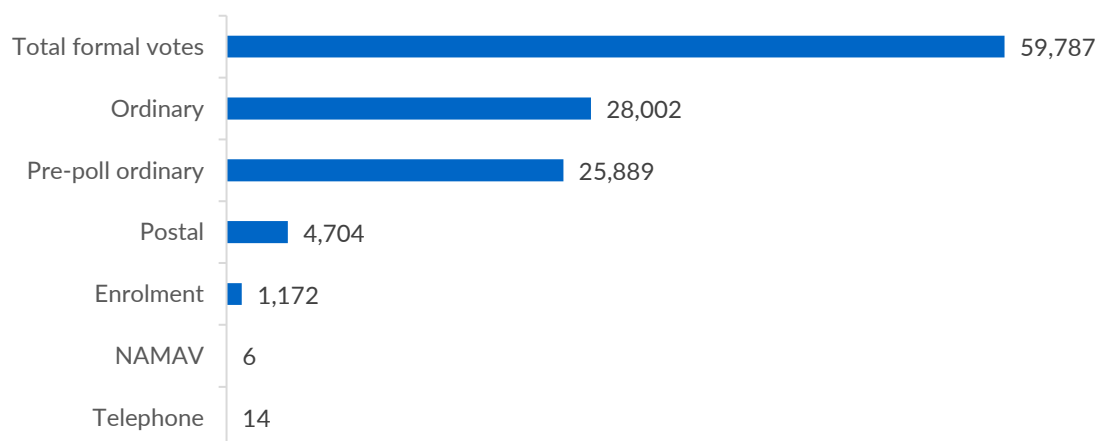
Councillor election total votes: 66,030 **Formal:** 59,787 **Informal:** 6,243 **Formality rate:** 90.5%

Participation rate: 85.1%

Elected councillors (alphabetical by surname)

Councillor name	Affiliation
BEAZLEY Phillip	Libertarian Party (Formerly Liberal Democrats)
GRAHAM Michael	Libertarian Party (Formerly Liberal Democrats)
HOWARD Peter	Independent
MILLER Jeremy	Independent
McKENZIE Hugh (Mal)	Libertarian Party (Formerly Liberal Democrats)
O'KEEFE Thomas	Independent
PONTIN Claire	Australian Labor Party (NSW Branch)
SMITH Dheera	The Greens NSW
TICKLE Alan	Independent
TURNBULL Nicole	Independent
WILSON Digby	Australian Labor Party (NSW Branch)

Formal votes cast by vote type for the councillor election



Councillor candidate nominations (alphabetical by surname)

Name	Affiliation
BALLARD Donna	Independent
BEAZLEY Phillip	Libertarian Party (Formerly Liberal Democrats)
BROWN Tanya	Independent
BURGESS Michael	Australian Labor Party (NSW Branch)
BURKE Carley	Independent
CAMERON Stuart	Libertarian Party (Formerly Liberal Democrats)
CLANCY Fabian	Independent
COOKE Megan	The Greens NSW
CORKILL Jessica	Independent
COSTA Phillip	Australian Labor Party (NSW Branch)
CROSS Rebecca	Independent
DAVEY Jake	Independent
DONEGAN Roderick	Independent
FISHER John	Independent
FROST Veronica	
GAZECKI John	Libertarian Party (Formerly Liberal Democrats)
GRAHAM Michael	Libertarian Party (Formerly Liberal Democrats)
GRANT Scott	Independent
GREEN Nicolle	Australian Labor Party (NSW Branch)
HARRIS Jessica	The Greens NSW
HART Jeanette	Independent
HOLLIS Emmerson	Independent
HOWARD Peter	Independent
HUTCHINSON Karen	
IRVING Janece	The Greens NSW
JOHNSON Mark Stuart	Independent
KENT Michael	Independent
LENNOX Jennifer	Independent
LEWERS Alexander	Independent
MCENTYRE Elizabeth	Independent
MELLOWS Emma	Independent

Name	Affiliation
MILLER Jeremy	Independent
MOTUM Malcolm	Independent
MUNRIGHT Terry	Independent
MURRAY Bruce	Independent
McKENZIE Hugh (Mal)	Libertarian Party (Formerly Liberal Democrats)
O'KEEFE Thomas	Independent
PANHUBER Vivien	
PATERSON Scott	Independent
PONTIN Claire	Australian Labor Party (NSW Branch)
SAHYOUN John	
SANDILANDS Paul	Independent
SHARPE Bronwyn	Independent
SMITH Dheera	The Greens NSW
SMITH Stephen	Independent
STREAMER Richard	Independent
TICKLE Alan	Independent
TOWNSEND Michael	The Greens NSW
TURNBULL Nicole	Independent
TURNER Kylie	Independent
VANSTONE Mark	Australian Labor Party (NSW Branch)
VAUGHAN Heather	Independent
WALES Nathan	The Greens NSW
WALKOM Philip	Independent
WHYTE Gilbert	Independent
WILSON Digby	Australian Labor Party (NSW Branch)
WILSON Mitchell	Libertarian Party (Formerly Liberal Democrats)
ZIELKE Sandra	Independent

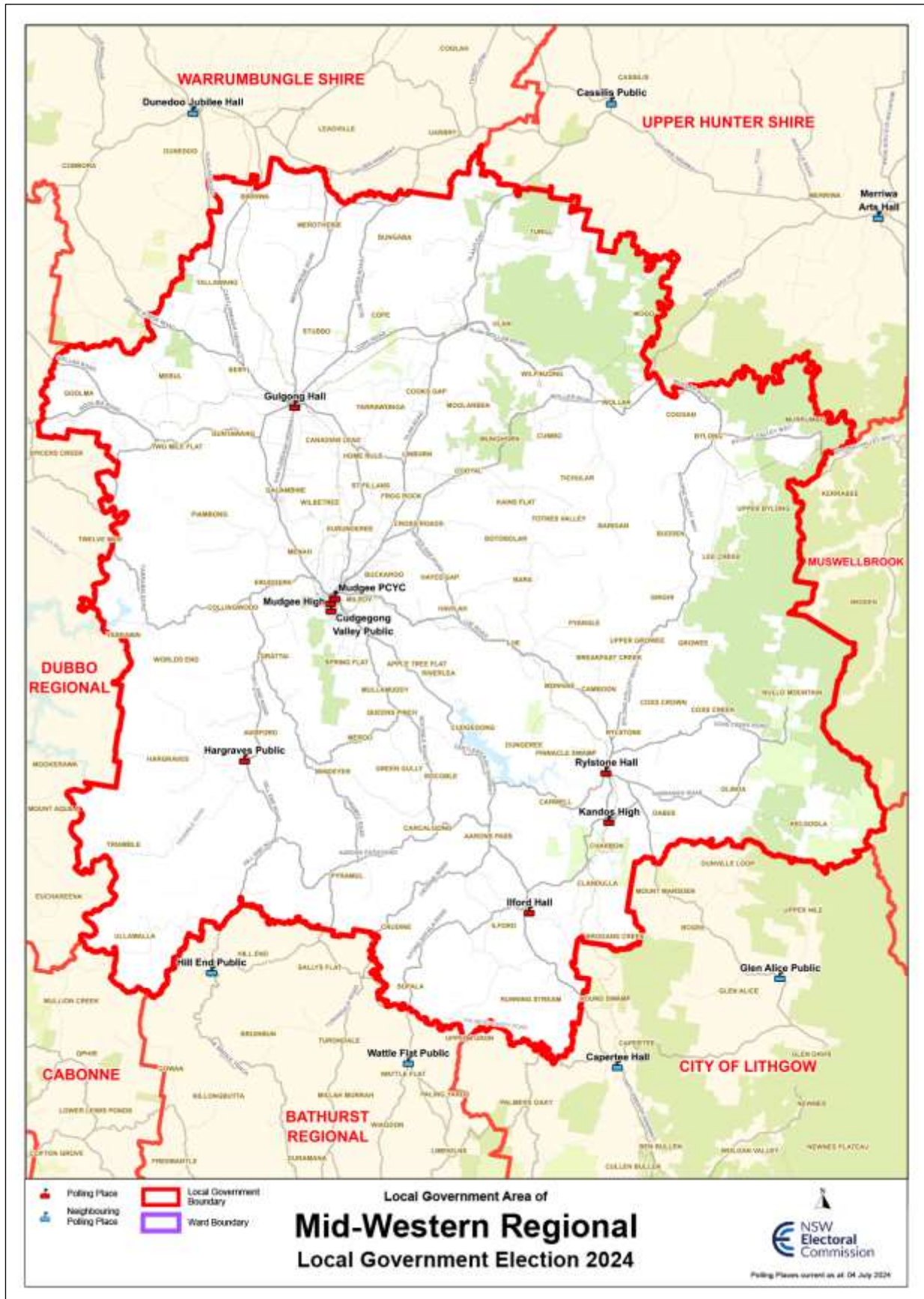
Candidate nominations rejected/withdrawn: 8 rejected

Election operations

Number of staff: 305	Number of pre-poll centres: 6
Number of election day polling places: 49	Number of declared institutions: 14
Returning Officer's office: 2 Pulteney Street, Taree NSW 2430	

Public registers: View the registers of candidates, groups, third-party campaigners, parties, party agents, senior office holders, associated entities and official agents, third-party lobbyists, and non-prohibited donors for the 2024 NSW Local Government elections on the [NSW Electoral Commission's website](#).

Mid-Western Regional Council



Mid-Western election summary

Undivided council

Type of election conducted: Councillor (election of 9 councillors)

Council enrolment: 19,302 **Residential roll:** 19,297 **Non-residential roll:** 5

Apparent failure to vote notices issued: 2,107 (10.9% of the residential roll)

Councillor election

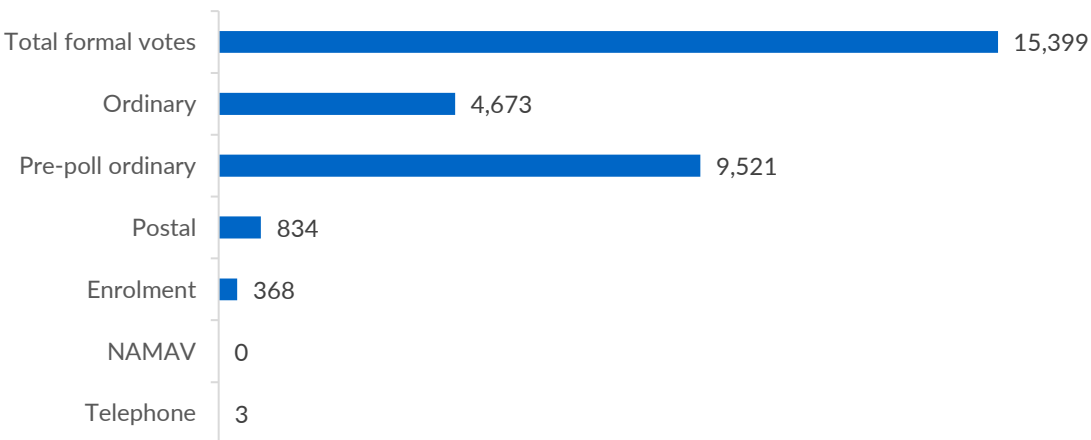
Councillor election total votes: 16,678 **Formal:** 15,399 **Informal:** 1,279 **Formality rate:** 92.3%

Participation rate: 87%

Elected councillors (alphabetical by surname)

Councillor name	Affiliation
CORNISH Marcus	Independent
DICKER Katie	
FELLOWS Sharelle	Australian Labor Party (NSW Branch)
KARAVAS Alex	Independent
KENNEDY Des	Independent
LANG Elwyn	Independent
PALMER Robbie	Independent
SHELLEY Peter	Independent
THOMPSON Percy	

Formal votes cast by vote type for the councillor election



Councillor candidate nominations (alphabetical by surname)

Name	Affiliation
BOYD Brendan	Independent
BOYD Col	Independent
BROINOWSKI Alison	Independent
BUCKLEY Angus	Independent
CARTER Stacey	Independent
CHADWICK Graham	
CHRISTIE Bruce	The Greens NSW
CLARKE Peter	Australian Labor Party (NSW Branch)
COCKS Brendon	Independent
COOPER Matthew	Independent
CORNISH Marcus	Independent
CORNISH Margaret	Independent
CRAWLEY Peter	
DAVIES Simon	Australian Labor Party (NSW Branch)
DICKER Katie	
DUFFY Janet	Australian Labor Party (NSW Branch)
EDWARDS Kim	Independent
ELTIS Matt	
FELLOWS Sharelle	Australian Labor Party (NSW Branch)
FULLER Helen	
GJESSING Grant	Independent
GODBOLE Yash	Independent
GRICKS Terri	Independent
HENWOOD Nathan	Independent
HOLZ Richard	The Greens NSW
JEFFERY Liam	Independent
JOHNSON James	
JONES Robyn	
KARAVAS Alex	Independent
KENNEDY Des	Independent
KIHO Samuel	Independent

Name	Affiliation
LAMBKIN Jackson	Independent
LANG Elwyn	Independent
LEWIS Daniel	
LYNCH Abby	Independent
MACNAUGHTON Jennifer	Independent
MAYBERRY Sally	Independent
MCKEOWN Rachel	Independent
MCLENNAN David	
MORRISON Adrienne	Independent
MORRISON Gerard	Independent
McDONALD Katherine	
NICHOLLS Anthea	The Greens NSW
PALMER Robbie	Independent
PARSONS Craig	
PAVICH Chris	The Greens NSW
PRYOR Rodney	Australian Labor Party (NSW Branch)
PURTLE Matthew	
RANKIN Alannah	
RAYNER Jack	
RUSHTON Heather	
SAUNDERS Rebecca	Independent
SHELLEY Doreen	Independent
SHELLEY Peter	Independent
SMITH Shalna	
STAINES Simon	Independent
SWEENEY Michael John	Independent
THOMPSON Percy	
TRAEMER Sharon	Independent
WALK Janet	The Greens NSW
WALKER Sandy	Independent
WESTAWAY Anthony (Buzzy)	
WILLIAMS James	Independent

Candidate nominations rejected/withdrawn: 1 rejected

Election operations

Number of staff: 65

Number of pre-poll centres: 3

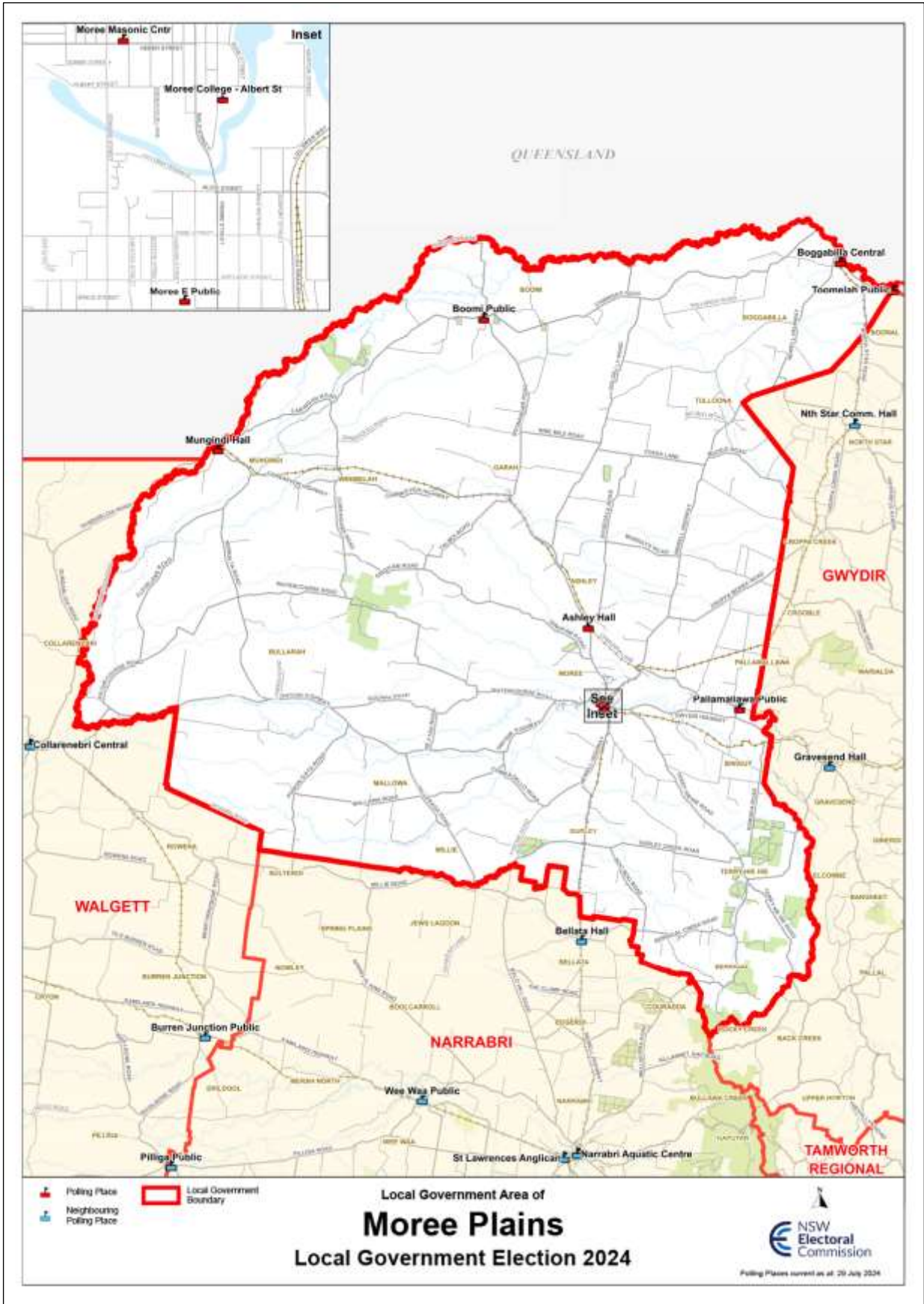
Number of election day polling places: 8

Number of declared institutions: 5

Returning Officer's office: 176 Mort Street, Lithgow NSW 2790

Public registers: View the registers of candidates, groups, third-party campaigners, parties, party agents, senior office holders, associated entities and official agents, third-party lobbyists, and non-prohibited donors for the 2024 NSW Local Government elections on the [NSW Electoral Commission's website](#).

Moree Plains Shire Council



Moree Plains election summary

Undivided council

Type of election conducted: Councillor (election of 9 councillors)

Council enrolment: 8,296 Residential roll: 8,296 Non-residential roll: 0

Apparent failure to vote notices issued: 1,657 (20% of the residential roll)

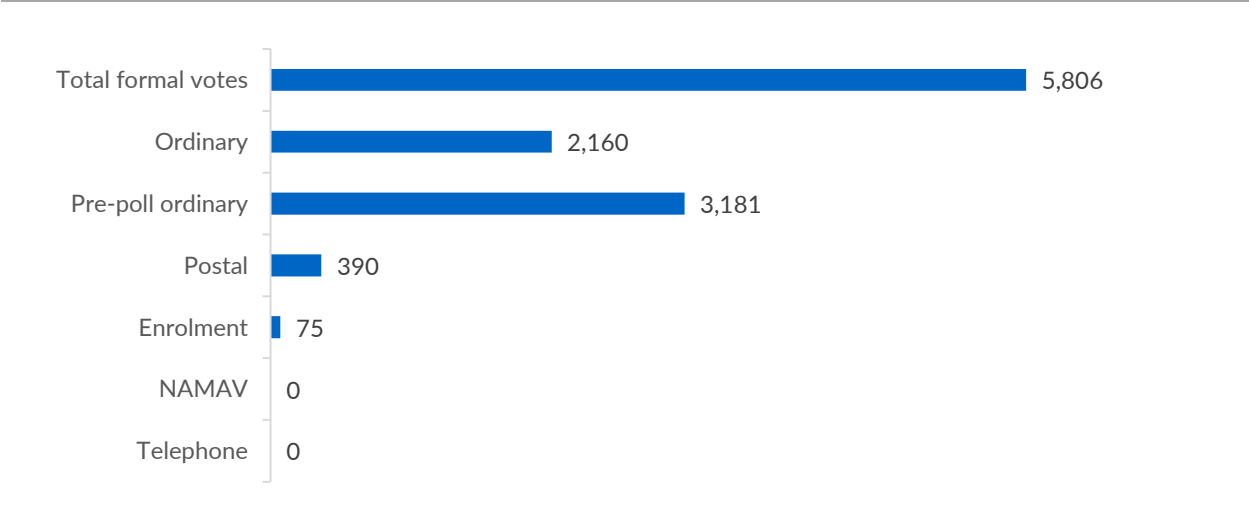
Councillor election

Councillor election total votes: 6,358 Formal: 5,806 Informal: 552 Formality rate: 91.3% Participation rate: 77.2%

Elected councillors (alphabetical by surname)

Councillor name	Affiliation
CASSELLS Kerry	
HODGKINSON Dominique	Independent
JAMES Kelly	Independent
MAILLER Peter	Independent
MCGRADY Frederick	Independent
PEARSE Susannah	
SAUER Brooke	
TIGHE Wayne	
WILLIAMS Debra	

Formal votes cast by vote type for the councillor election



Councillor candidate nominations (alphabetical by surname)

Name	Affiliation
CASSELLS Kerry	
COCHRANE Mekayla	Independent
DILLON Meryl	
HODGKINSON Dominique	Independent
IVANOV Michael	Independent
JAMES Kelly	Independent
MAILLER Peter	Independent
MCGRADY Frederick	Independent
MUNN Karen	
PEARSE Susannah	
RITCHIE Stephen	
SAUER Brooke	
TAYLOR Liz	
TIGHE Wayne	
WILLIAMS Debra	

Election operations**Number of staff:** 42**Number of pre-poll centres:** 1**Number of election day polling places:** 9**Number of declared institutions:** 2**Returning Officer's office:** 5-7 Evans Street, Inverell NSW 2360

Public registers: View the registers of candidates, groups, third-party campaigners, parties, party agents, senior office holders, associated entities and official agents, third-party lobbyists, and non-prohibited donors for the 2024 NSW Local Government elections on the [NSW Electoral Commission's website](#).

Mosman Municipal Council



Mosman election summary

Undivided council

Type of election conducted: Councillor (election of 6 councillors) | Mayor

Council enrolment: 21,134 **Residential roll:** 21,133 **Non-residential roll:** 1

Apparent failure to vote notices issued: 2,854 (13.5% of the residential roll)

Councillor election

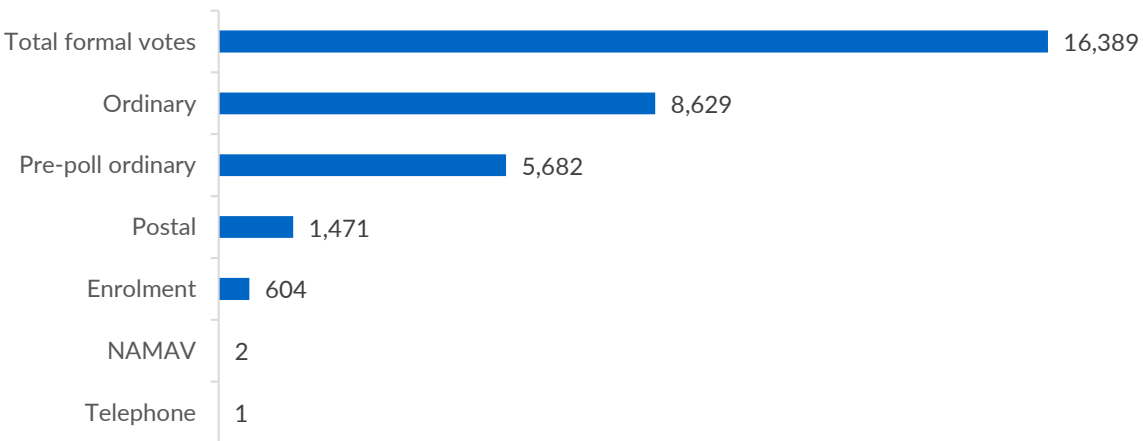
Councillor election total votes: 17,196 **Formal:** 16,389 **Informal:** 807 **Formality rate:** 95.3%

Participation rate: 82.4%

Elected councillors (alphabetical by surname)

Councillor name	Affiliation
BENDALL Roy	Independent
CORRIGAN Carolyn	Serving Mosman
FRIEDRICH Pip	Serving Mosman
GODSELL Colleen	The Greens NSW
MENZIES Simon	Independent
RANDALL Michael	Serving Mosman

Formal votes cast by vote type for the councillor election



Councillor candidate nominations (alphabetical by surname)

Name	Affiliation
BARCLAY Miranda	Independent
BENDALL Roy	Independent
BLACKBURNE Kim	Independent
CORRIGAN Carolyn	Serving Mosman
FRIEDRICH Pip	Serving Mosman
GODSELL Colleen	The Greens NSW
GODSELL Oliver	The Greens NSW
KIMBER Ann Marie	Serving Mosman
KISS Kata	Independent
MARSHALL Ruth	The Greens NSW
MARTURANO Alessandro	Independent
MENZIES Simon	Independent
MOLINE Libby	Independent
RANDALL Michael	Serving Mosman
VAN DER PLUIJM Harley	Serving Mosman
WAKEFIELD John	Australian Labor Party (NSW Branch)
WILLOUGHBY Jacqui	Independent
WILLS Alyson	Australian Labor Party (NSW Branch)
YATES Warren	Australian Labor Party (NSW Branch)

Mayoral election

Mayoral election total votes: 17,196 **Formal:** 16,678 (97%) **Informal:** 518 (3%) **Participation rate:** 82.4%

Elected mayor: KIMBER Ann Marie, Serving Mosman

Mayoral candidate nominations (alphabetical by surname)

Name	Affiliation
BENDALL Roy	Independent
KIMBER Ann Marie	Serving Mosman
MENZIES Simon	Independent
WAKEFIELD John	Australian Labor Party (NSW Branch)

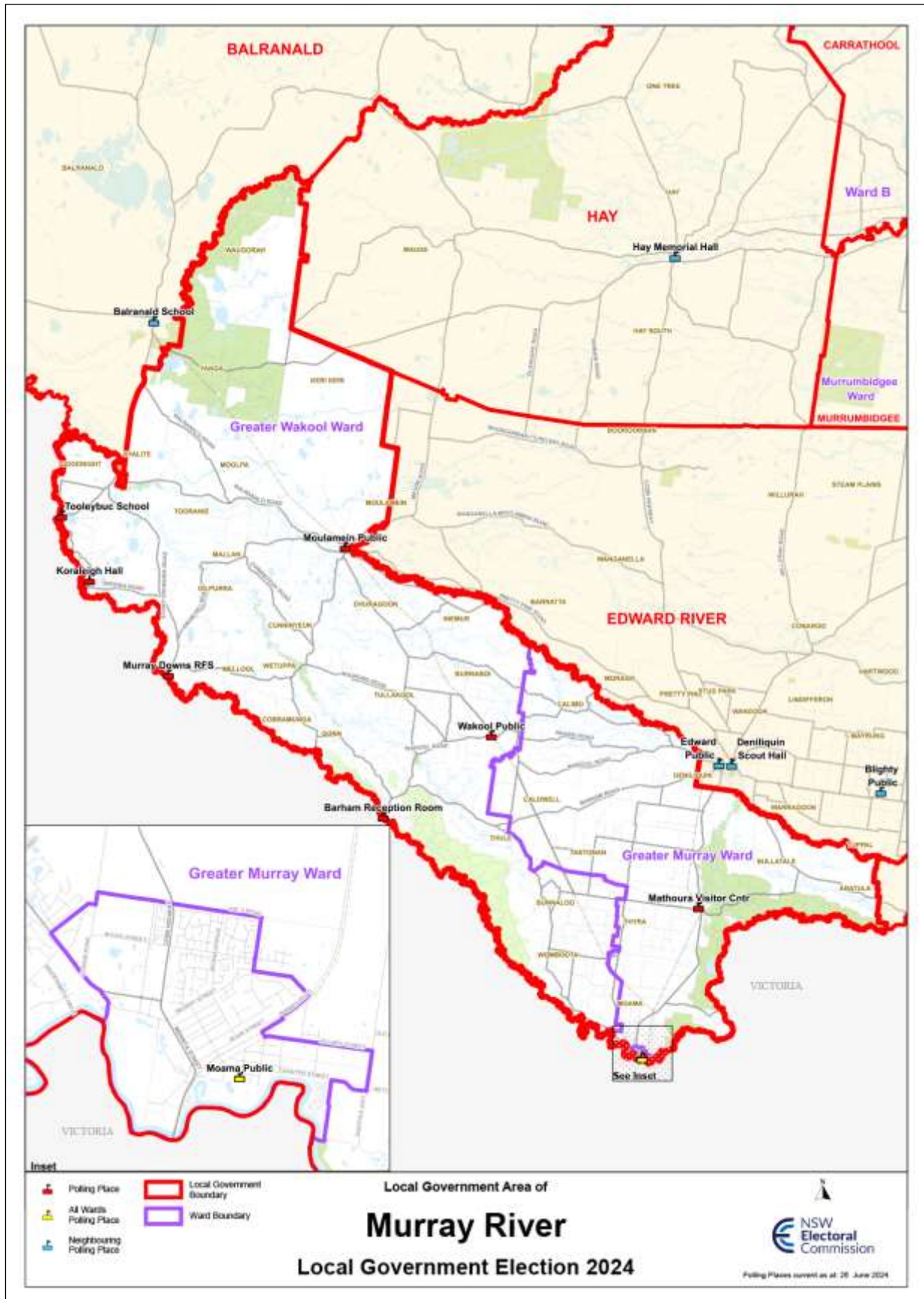
Election operations

Number of staff: 77	Number of pre-poll centres: 1
Number of election day polling places: 10	Number of declared institutions: 3

Returning Officer’s office: Level 3, 100 Christie Street, St Leonards NSW 2065

Public registers: View the registers of candidates, groups, third-party campaigners, parties, party agents, senior office holders, associated entities and official agents, third-party lobbyists, and non-prohibited donors for the 2024 NSW Local Government elections on the [NSW Electoral Commission's website](#).

Murray River Council



Murray River election summary

Divided council: Greater Murray Ward | Greater Wakool Ward | Moama Ward

Type of election conducted: Councillor (election of 9 councillors, 3 from each ward)

Council enrolment (for contested elections): 6,263 **Residential roll:** 6,260 **Non-residential roll:** 3

Apparent failure to vote notices issued: 1,378 (22% of the residential roll)

Councillor election

For the Murray River Council, at the close of nominations, three (3) candidate nominations were accepted for the three (3) councillor positions for Greater Wakool Ward and the election for this ward was uncontested and there was no need for electors to vote. The three candidates for Greater Wakool Ward were declared elected on Saturday, 14 September 2024.

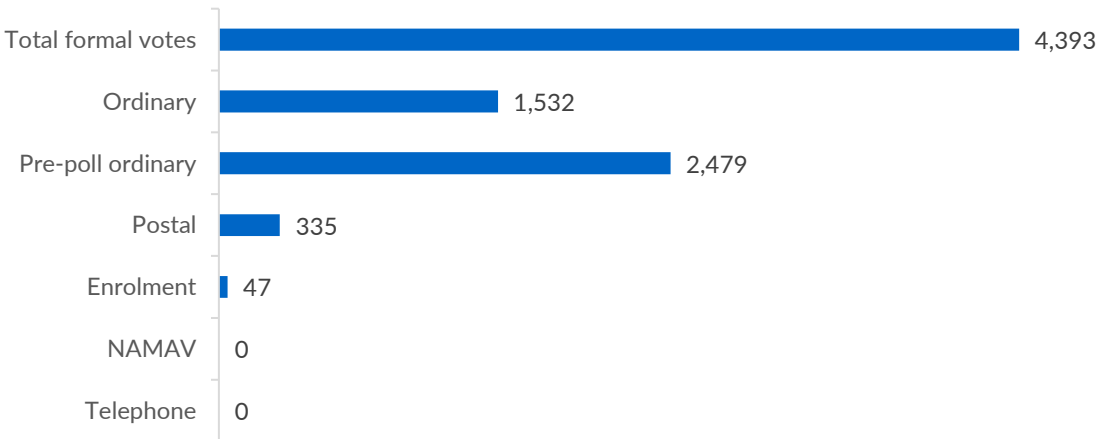
Councillor election total votes (for contested elections): 4,649 **Formal:** 4,393 **Informal:** 256 **Formality rate:** 94.5% **Participation rate:** 75.1%

Formality and participation by ward: **Ward:** Greater Murray **Formality rate:** 94.9% **Participation rate:** 74.5%
Ward: Moama **Formality rate:** 94.1% **Participation rate:** 75.7%

Elected councillors (alphabetical by surname, by ward)

Ward	Councillor name	Affiliation
Murray River Greater Murray	ALLAN Joy Lorraine	Independent
Murray River Greater Murray	BERRYMAN Kylie	
Murray River Greater Murray	WISE Geoffrey	Independent
Murray River Greater Wakool	GLEESON Dennis	Independent
Murray River Greater Wakool	GOREY Neil	
Murray River Greater Wakool	PAPPIN Gary	Independent
Murray River Moama	CAMPBELL Gen	
Murray River Moama	HARVIE John	Independent
Murray River Moama	HURN Bianca	

Formal votes cast by vote type for the councillor election



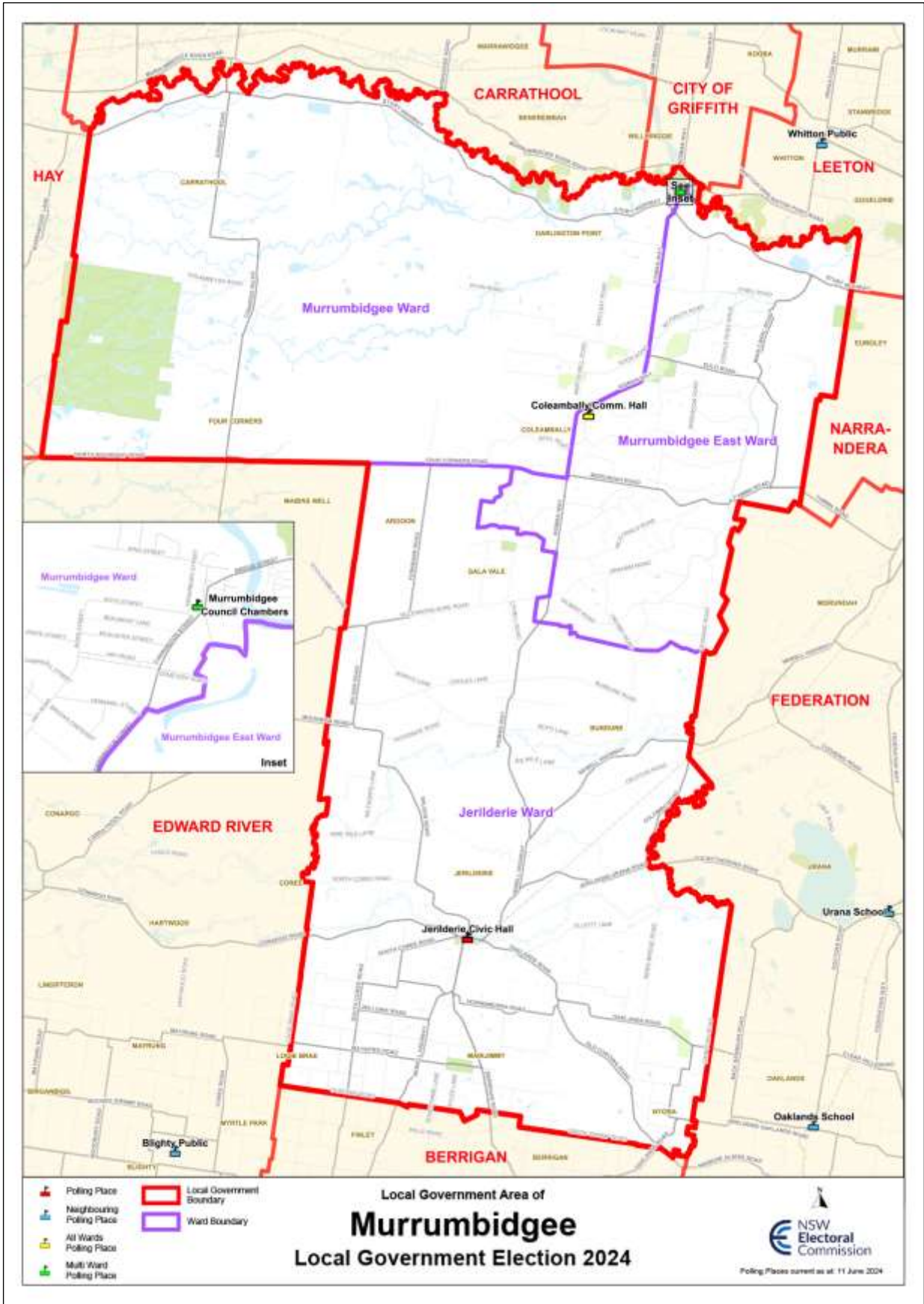
Councillor candidate nominations (alphabetical by surname, by ward)

Ward	Name	Affiliation
Murray River Greater Murray	ALLAN Joy Lorraine	Independent
Murray River Greater Murray	BERGER Norman	Independent
Murray River Greater Murray	BERRYMAN Kylie	
Murray River Greater Murray	NICHOLAS Kronrod	Independent
Murray River Greater Murray	WEYRICH Thomas	
Murray River Greater Murray	WISE Geoffrey	Independent
Murray River Greater Wakool	GLEESON Dennis	Independent
Murray River Greater Wakool	GOREY Neil	
Murray River Greater Wakool	PAPPIN Gary	Independent
Murray River Moama	BILKEY Christopher	Independent
Murray River Moama	BLOW Graeme	Independent
Murray River Moama	CAMPBELL Gen	
Murray River Moama	CRAWLEY Francis	
Murray River Moama	HARVIE John	Independent
Murray River Moama	HURN Bianca	
Murray River Moama	LUDEMAN Michael John	Independent

Election operations**Number of staff:** 23**Number of pre-poll centres:** 1**Number of election day polling places:** 2**Number of declared institutions:** 1**Returning Officer's office:** 170 Cressy Street, Deniliquin NSW 2710

Public registers: View the registers of candidates, groups, third-party campaigners, parties, party agents, senior office holders, associated entities and official agents, third-party lobbyists, and non-prohibited donors for the 2024 NSW Local Government elections on the [NSW Electoral Commission's website](#).

Murrumbidgee Council



Murrumbidgee election summary

Divided council: Jerilderie Ward | Murrumbidgee Ward | Murrumbidgee East Ward

Type of election conducted: Councillor (election of 9 councillors, 3 from each ward)

Council enrolment (for contested elections): 871 **Residential roll:** 871 **Non-residential roll:** 0

Apparent failure to vote notices issued: 195 (22.4% of the residential roll)

Councillor election

For the Murrumbidgee Council, at the close of nominations, three (3) councillor nominations were accepted for the three (3) councillor positions in each of Jerilderie Ward and Murrumbidgee East Ward and the elections for these wards were uncontested and there was no need for electors to vote. The candidates for Jerilderie Ward and Murrumbidgee East Ward were declared elected on Saturday, 14 September 2024.

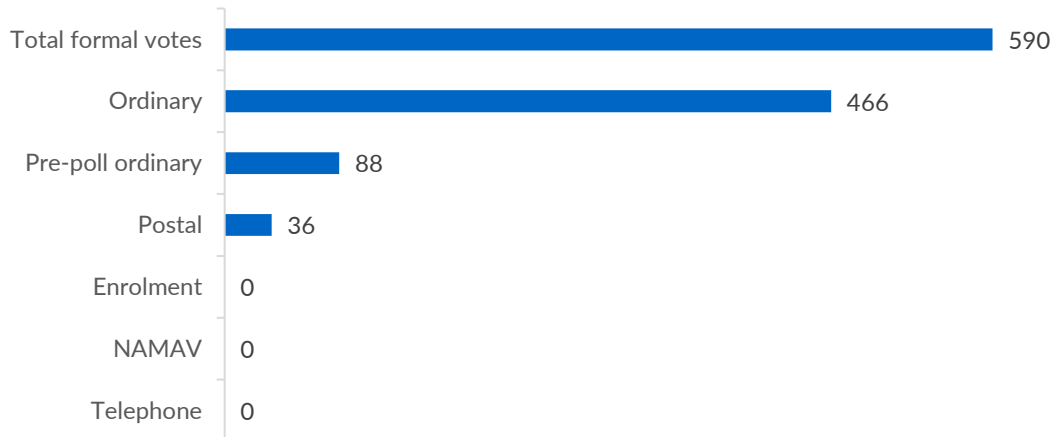
Councillor election total votes (for contested elections): 626 **Formal:** 590 **Informal:** 36 **Formality rate:** 94.2%

Participation rate: 77.6%

Elected councillors (alphabetical by surname, by ward)

Ward	Councillor name	Affiliation
Jerilderie	BRYCE Faith	Independent
Jerilderie	MAUGER Troy	Independent
Jerilderie	McRAE Ruth	Independent
Murrumbidgee	CURPHEY Robert	Independent
Murrumbidgee	HEATH Hayley	Independent
Murrumbidgee	SAXVIK Judith	
Murrumbidgee East	BLACK Robert	Independent
Murrumbidgee East	CHIRGWIN Christine	Independent
Murrumbidgee East	STRACHAN Timothy	Independent

Formal votes cast by vote type for the councillor election



Councillor candidate nominations (alphabetical by surname, by ward)

Ward	Name	Affiliation
Jerilderie	BRYCE Faith	Independent
Jerilderie	MAUGER Troy	Independent
Jerilderie	McRAE Ruth	Independent
Murrumbidgee	BROWN Patrick	Independent
Murrumbidgee	CURPHEY Robert	Independent
Murrumbidgee	HEATH Hayley	Independent
Murrumbidgee	SAXVIK Judith	
Murrumbidgee East	BLACK Robert	Independent
Murrumbidgee East	CHIRGWIN Christine	Independent
Murrumbidgee East	STRACHAN Timothy	Independent

Candidate nominations rejected/withdrawn: 1 rejected (Murrumbidgee Ward)

Election operations

Number of staff: 12

Number of pre-poll centres: 2

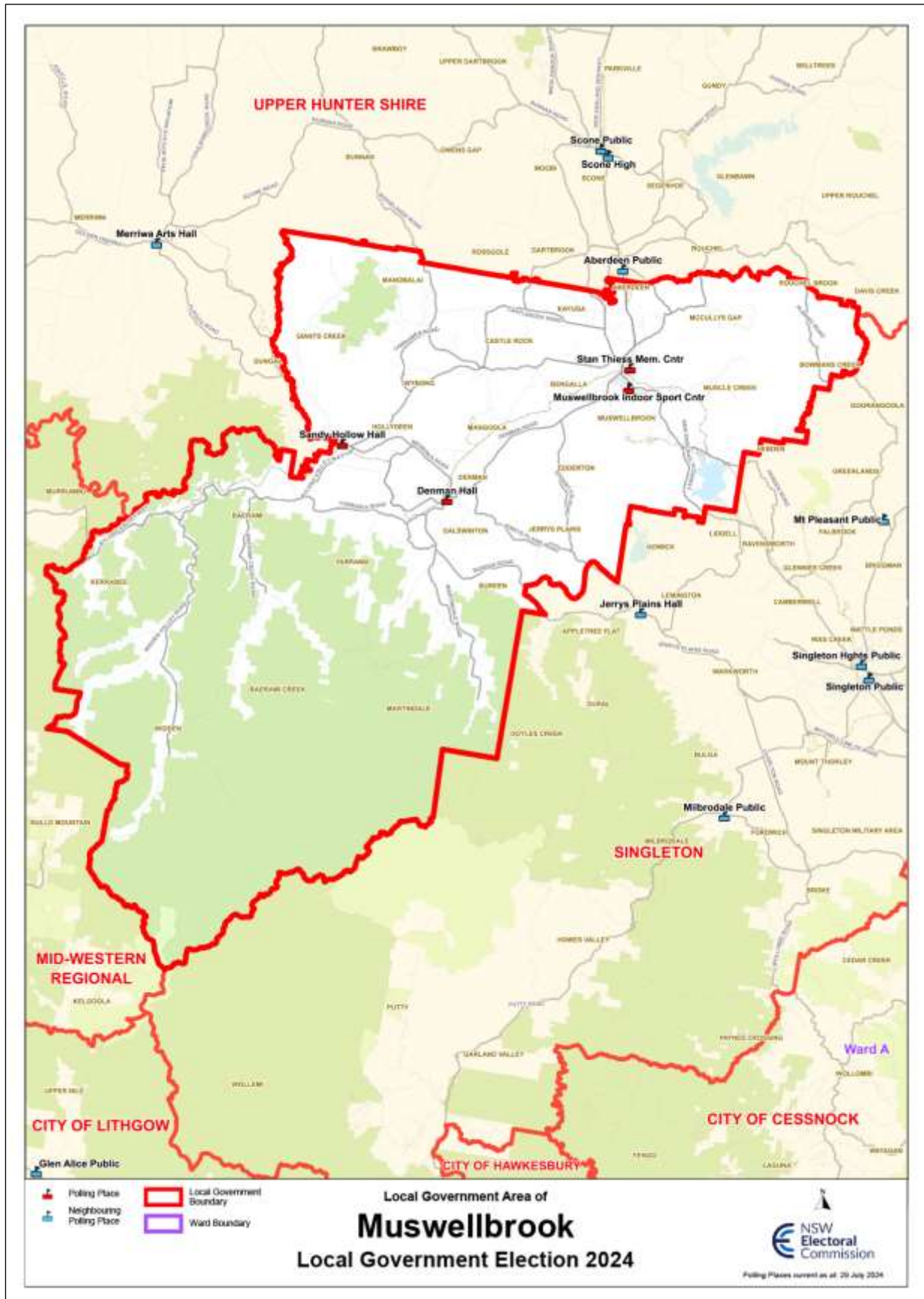
Number of election day polling places: 2

Number of declared institutions: 0

Returning Officer's office: 86-88 Sanger Street, Corowa NSW 2646

Public registers: View the registers of candidates, groups, third-party campaigners, parties, party agents, senior office holders, associated entities and official agents, third-party lobbyists, and non-prohibited donors for the 2024 NSW Local Government elections on the [NSW Electoral Commission's website](#).

Muswellbrook Shire Council



Muswellbrook election summary

Undivided council

Type of election conducted: Councillor (election of 12 councillors)

Council enrolment: 11,954 **Residential roll:** 11,951 **Non-residential roll:** 3

Apparent failure to vote notices issued: 1,905 (15.9% of the residential roll)

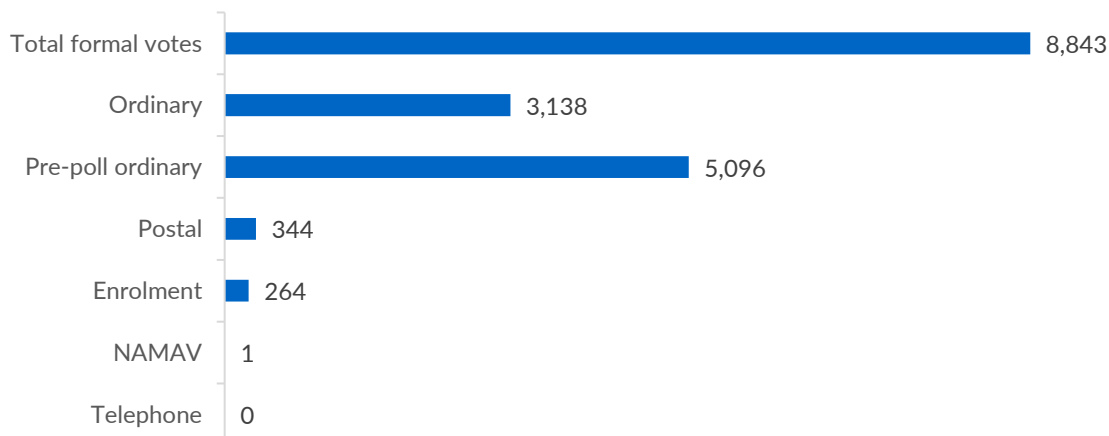
Councillor election

Councillor election total votes: 9,785 **Formal:** 8,843 **Informal:** 942 **Formality rate:** 90.4% **Participation rate:** 82.4%

Elected councillors (alphabetical by surname)

Councillor name	Affiliation
BAILEY Clare	Independent
BARRY Amanda	Independent
DOUGLAS De-Anne	Independent
DRAYTON Jeffrey	Independent
DUNN Louise	Independent
HARTLEY David	Independent
MAHAJAN Rohit	Independent
MARSHALL Darryl	Independent
MCNEILL Graeme	Independent
MORRIS Max	Independent
SCHOLES Rod	Independent
WARD Stephen	

Formal votes cast by vote type for the councillor election



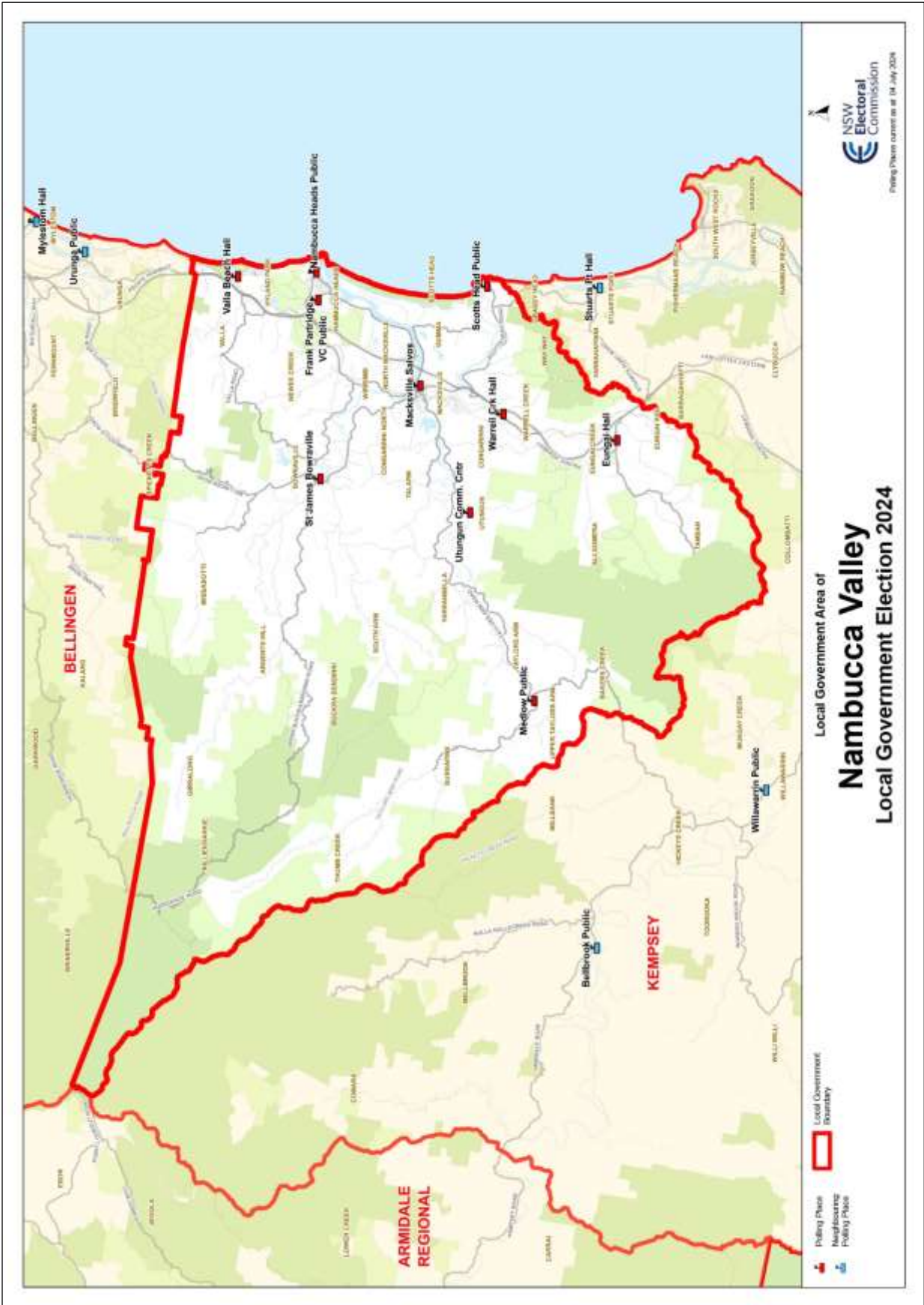
Councillor candidate nominations (alphabetical by surname)

Name	Affiliation
BAILEY Clare	Independent
BARRY Amanda	Independent
BLACK Megan	
BOWDITCH Mark	Independent
DOUGLAS De-Anne	Independent
DRAYTON Jeffrey	Independent
DUNN Louise	Independent
GOODHEW Kristin	Independent
GRANGER Kim	Independent
GRIFFIN Thomas	
HARTLEY David	Independent
HARTLEY Heidi	Independent
LECKY Jennifer	
LEDLIN Jacinta	Independent
MAHAJAN Rohit	Independent
MARSHALL Darryl	Independent
MCNEILL Graeme	Independent
MORRIS Max	Independent
McINNES Rachel	Independent
REYNOLDS Andrew	Independent
SCANDURRA Dane	Independent
SCHOLES Rod	Independent
VARLEY Graham (Dick)	
VICARY Tracey	Independent
WARD Stephen	
WILLIAMS Tim	Independent

Election operations**Number of staff:** 41**Number of pre-poll centres:** 2**Number of election day polling places:** 4**Number of declared institutions:** 3**Returning Officer's office:** Shop 1, 60-82 Bridge Street , Muswellbrook NSW 2333

Public registers: View the registers of candidates, groups, third-party campaigners, parties, party agents, senior office holders, associated entities and official agents, third-party lobbyists, and non-prohibited donors for the 2024 NSW Local Government elections on the [NSW Electoral Commission's website](#).

Nambucca Valley Council



Nambucca Valley election summary

Undivided council

Type of election conducted: Councillor (election of 8 councillors) | Mayor

Council enrolment: 16,738 Residential roll: 16,738 Non-residential roll: 0

Apparent failure to vote notices issued: 2,530 (15.1% of the residential roll)

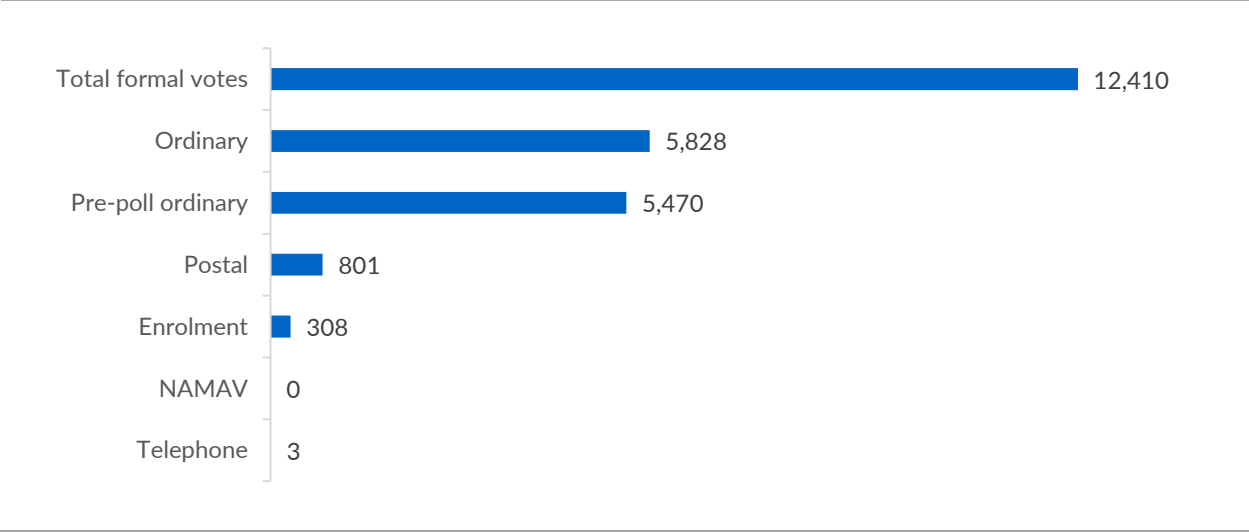
Councillor election

Councillor election total votes: 13,671 Formal: 12,410 Informal: 1,261 Formality rate: 90.8%
Participation rate: 82.5%

Elected councillors (alphabetical by surname)

Councillor name	Affiliation
ANGEL James	Independent
BALLANGARRY Martin	Independent
CASTLE Tamara	Independent
JENVEY Susan	Australian Labor Party (NSW Branch)
JONES David	The Greens NSW
SIMSON Ljubov	Independent
SMITH Jane	Independent
VANCE Troy	Independent

Formal votes cast by vote type for the councillor election



Councillor candidate nominations (alphabetical by surname)

Name	Affiliation
ANGEL James	Independent
BALLANGARRY Martin	Independent
CASTLE Tamara	Independent
JENVEY Susan	Australian Labor Party (NSW Branch)
JONES David	The Greens NSW
LEE Gary	Independent
PERCIVAL Marc	Independent
SIMSON Ljubov	Independent
SMITH Jane	Independent
VANCE Troy	Independent

Candidate nominations rejected/withdrawn: 1 rejected

Mayoral election

Mayor election total votes: 13,670 Formal: 12,980 (95%) Informal: 690 (5%) Participation rate: 82.5%

Elected mayor: LEE Gary, Independent

Mayoral candidate nominations (alphabetical by surname)

Name	Affiliation
JENVEY Susan	Australian Labor Party (NSW Branch)
JONES David	The Greens NSW
LEE Gary	Independent
SIMSON Ljubov	Independent

Election operations

Number of staff: 78

Number of pre-poll centres: 2

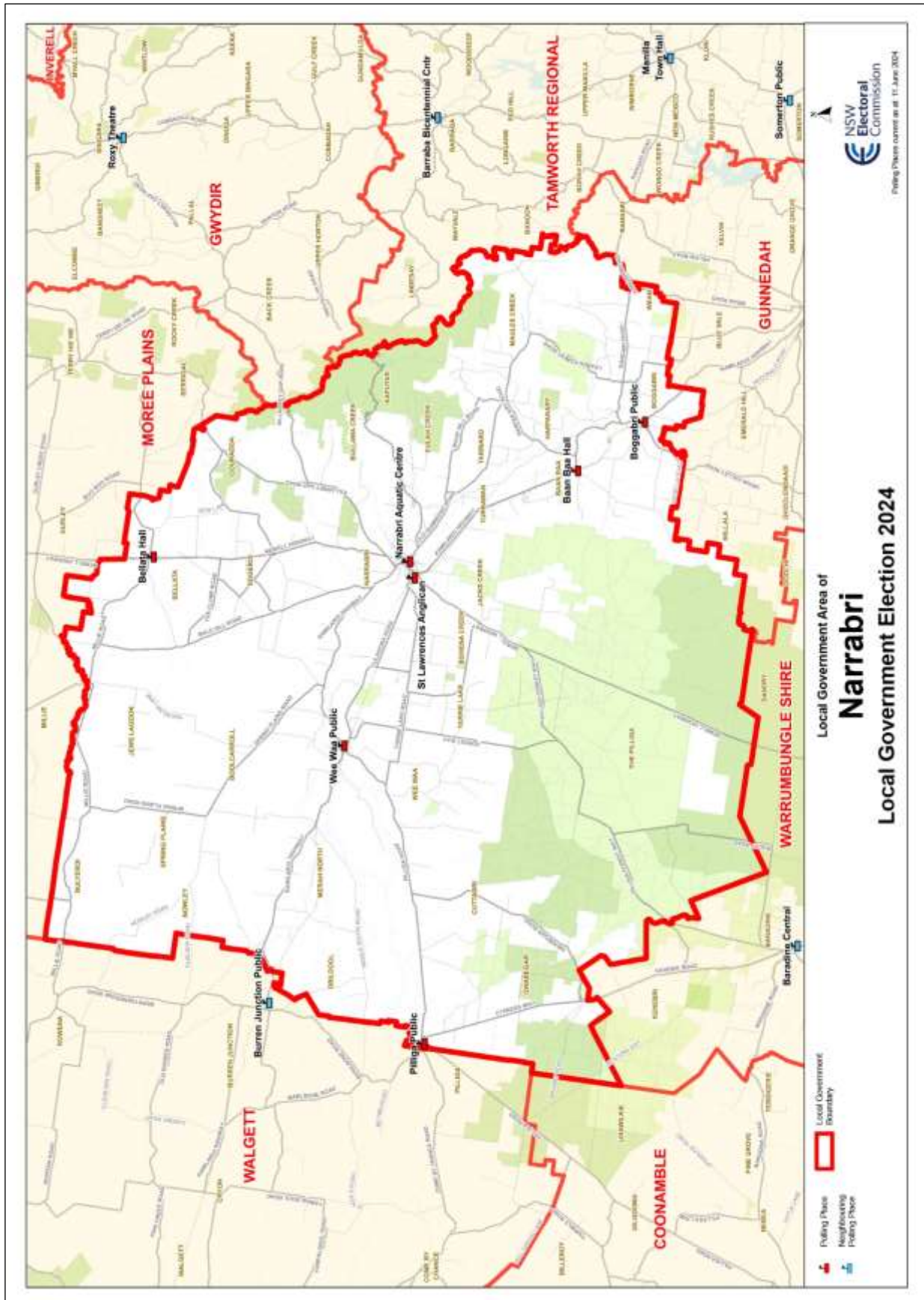
Number of election day polling places: 10

Number of declared institutions: 3

Returning Officer's office: 39 Princess Street, Macksville NSW 2447

Public registers: View the registers of candidates, groups, third-party campaigners, parties, party agents, senior office holders, associated entities and official agents, third-party lobbyists, and non-prohibited donors for the 2024 NSW Local Government elections on the [NSW Electoral Commission's website](#).

Narrabri Shire Council



Narrabri election summary

Undivided council

Type of election conducted: Councillor (election of 9 councillors)

Council enrolment: 9,302 **Residential roll:** 9,301 **Non-residential roll:** 1

Apparent failure to vote notices issued: 1,235 (13.3% of the residential roll)

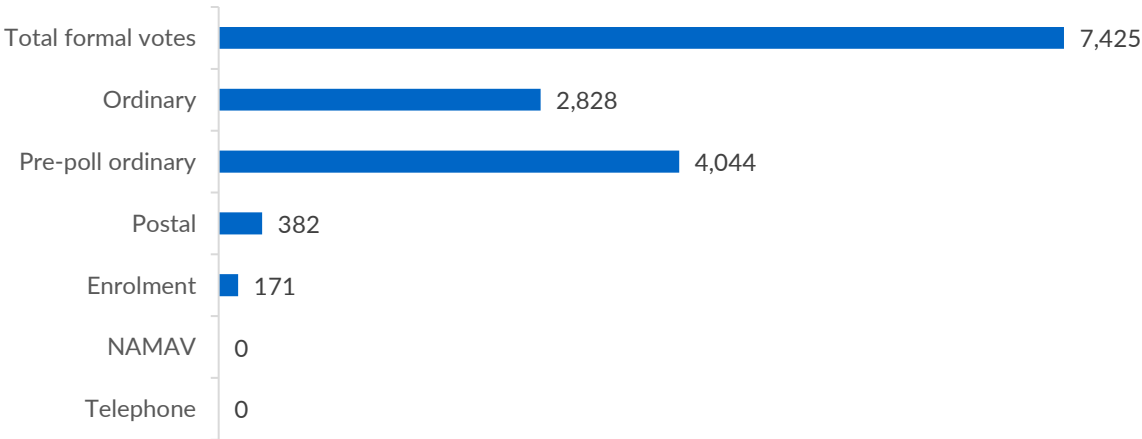
Councillor election

Councillor election total votes: 7,846 **Formal:** 7,425 **Informal:** 421 **Formality rate:** 94.6% **Participation rate:** 85.2%

Elected councillors (alphabetical by surname)

Councillor name	Affiliation
BROWN Amanda	Independent
DICKINSON Brett	Independent
ERATHNAGE Navin	Independent
JANSSON Jocellin	Independent
LAMONT Gregory	Independent
NOLAN Brett	Independent
ROBERTS-GARNSEY Joshua	Independent
TIEMENS Darrell	Independent
TOWNS Ethan	Independent

Formal votes cast by vote type for the councillor election



Councillor candidate nominations (alphabetical by surname)

Name	Affiliation
ALEXANDERSON Emma	Independent
ARMSTRONG Colin	Independent
BENNETT Lloyd	Independent
BINGE Marilyn	Independent
BOEHM Rohan	Independent
BROWN Amanda	Independent
BROWNING Robert	Independent
BULLOCK Matthew	Independent
CARRIGAN John	Independent
CRUTCHER Mark	Independent
DENNISS Kat	Independent
DEWSON Andrew	Independent
DICKINSON Brett	Independent
DUFFEY Ian	Independent
DUNCAN James (Jock)	Independent
ERATHNAGE Navin	Independent
FERGUSON Kent	Independent
FLOWER Ken	Independent
GUEST Peter	Independent
HARVEY Peter	Independent
JANSSON Jocellin	Independent
KIRKBY Karen	Independent
LAMONT Gregory	Independent
MELTON Bernadette	Independent
NOLAN Brett	Independent
NOTT Matthew	Independent
OUDENRYN Damian	Independent
PASSMORE Ian	Independent
REDDING Catherine	Independent
ROBERTS-GARNSEY Joshua	Independent
STANFORD Kodey	Independent

Name	Affiliation
STOLTENBERG Glen	Independent
STRAHLE Mark	Independent
TIEMENS Darrell	Independent
TOWNS Ethan	Independent
WHILLAS Ryan	Independent
WHITTON Roxanne	Independent
WILSON Jennifer	Independent

Candidate nominations rejected/withdrawn: 1 rejected

Election operations

Number of staff: 38

Number of pre-poll centres: 2

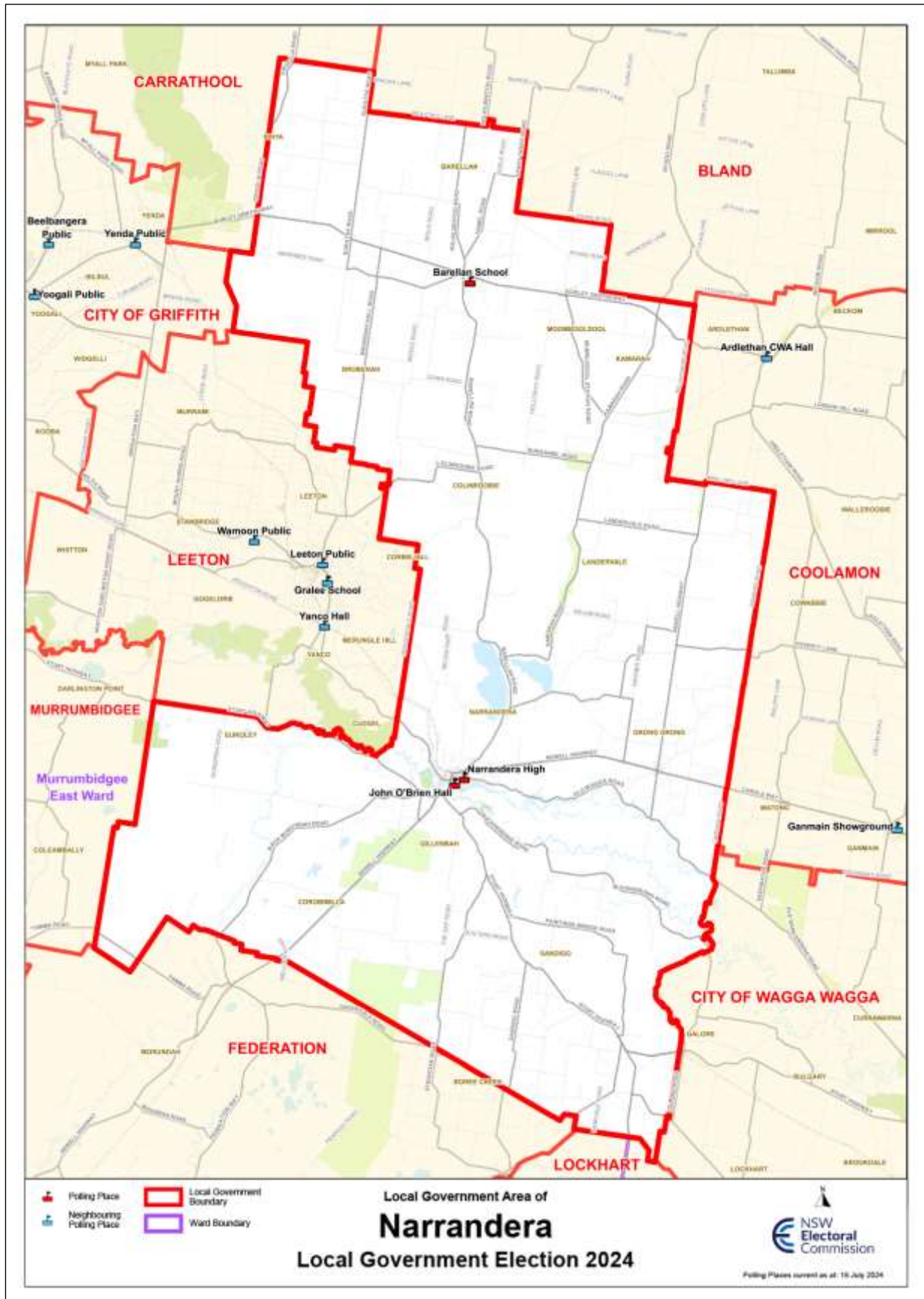
Number of election day polling places: 7

Number of declared institutions: 3

Returning Officer's office: Rear of 117 Tibbereena Street, Narrabri NSW 2390

Public registers: View the registers of candidates, groups, third-party campaigners, parties, party agents, senior office holders, associated entities and official agents, third-party lobbyists, and non-prohibited donors for the 2024 NSW Local Government elections on the [NSW Electoral Commission's website](#).

Narrandera Shire Council



Narrandera election summary

Undivided council

Type of election conducted: Councillor (election of 9 councillors)

Council enrolment: 4,307 Residential roll: 4,306 Non-residential roll: 1

Apparent failure to vote notices issued: 665 (15.4% of the residential roll)

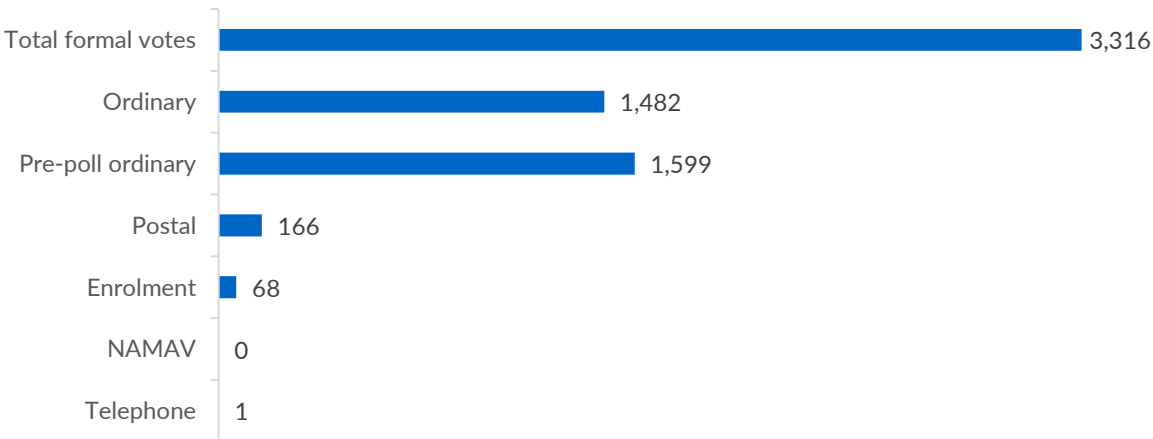
Councillor election

Councillor election total votes: 3,503 Formal: 3,316 Informal: 187 Formality rate: 94.7% Participation rate: 82.4%

Elected councillors (alphabetical by surname)

Councillor name	Affiliation
CLARKE Jenny	Independent
DAWSON Peter	
KSCHENKA Neville	Independent
LANDER Cameron	Independent
LEWIS Tracey	Independent
LYONS Braden	Independent
MANNING Bob	
ROUSE Cameron	
RUFFLES Susan	Independent

Formal votes cast by vote type for the councillor election



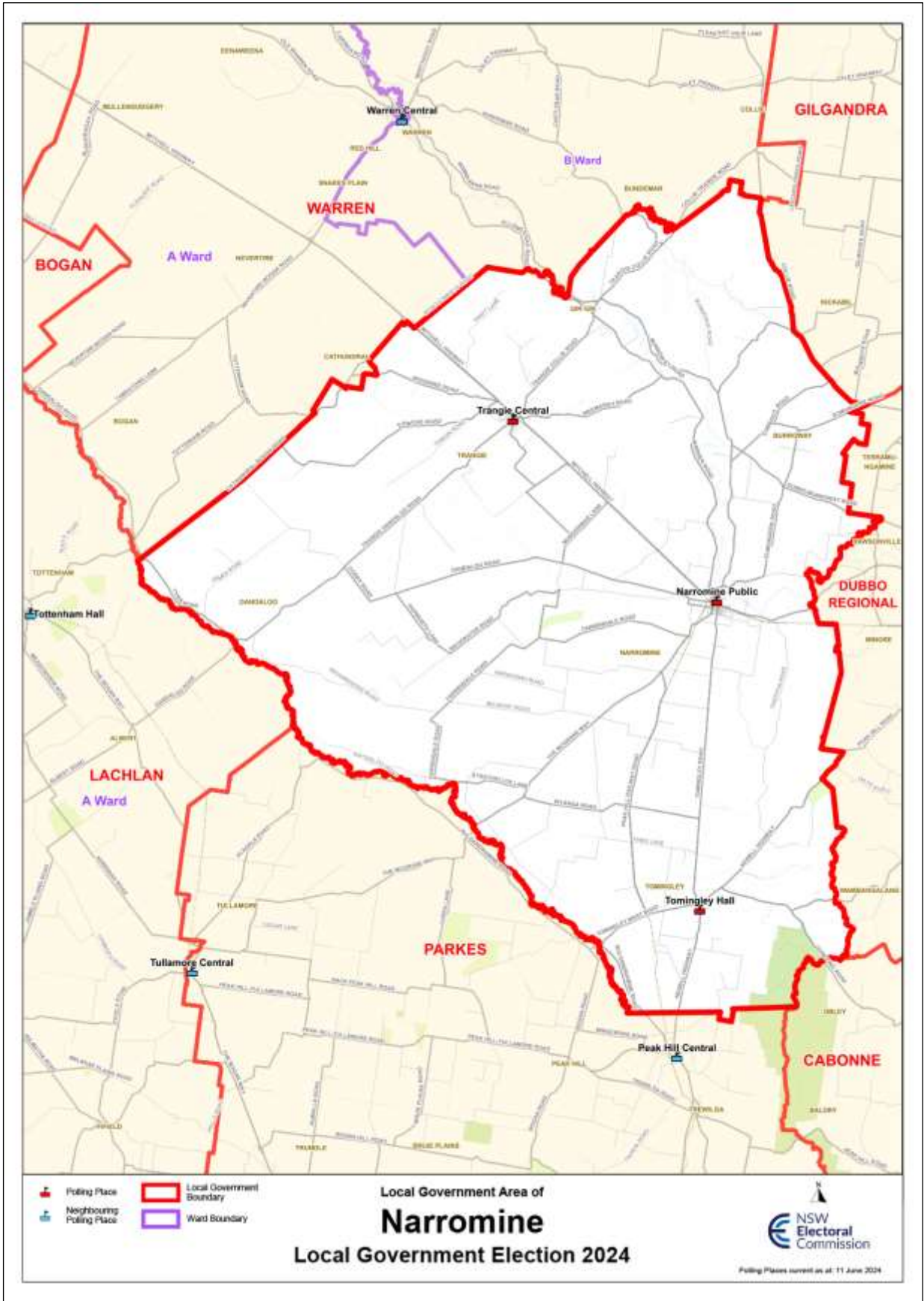
Councillor candidate nominations (alphabetical by surname)

Name	Affiliation
CLARKE Jenny	Independent
DAWSON Peter	
JAMIESON Andrew	Independent
KSCHENKA Neville	Independent
LANDER Cameron	Independent
LEWIS Tracey	Independent
LYONS Braden	Independent
MANNING Bob	
MARSH Anthony	
PAYNE Narelle	Independent
ROUSE Cameron	
RUFFLES Susan	Independent

Election operations**Number of staff:** 16**Number of pre-poll centres:** 1**Number of election day polling places:** 3**Number of declared institutions:** 1**Returning Officer's office:** 5 See Street, Marrar NSW 2652

Public registers: View the registers of candidates, groups, third-party campaigners, parties, party agents, senior office holders, associated entities and official agents, third-party lobbyists, and non-prohibited donors for the 2024 NSW Local Government elections on the [NSW Electoral Commission's website](#).

Narromine Shire Council



Narromine election summary

Undivided council

Type of election conducted: Councillor (election of 9 councillors)

Council enrolment: 4,703 Residential roll: 4,703 Non-residential roll: 0

Apparent failure to vote notices issued: 738 (15.7% of the residential roll)

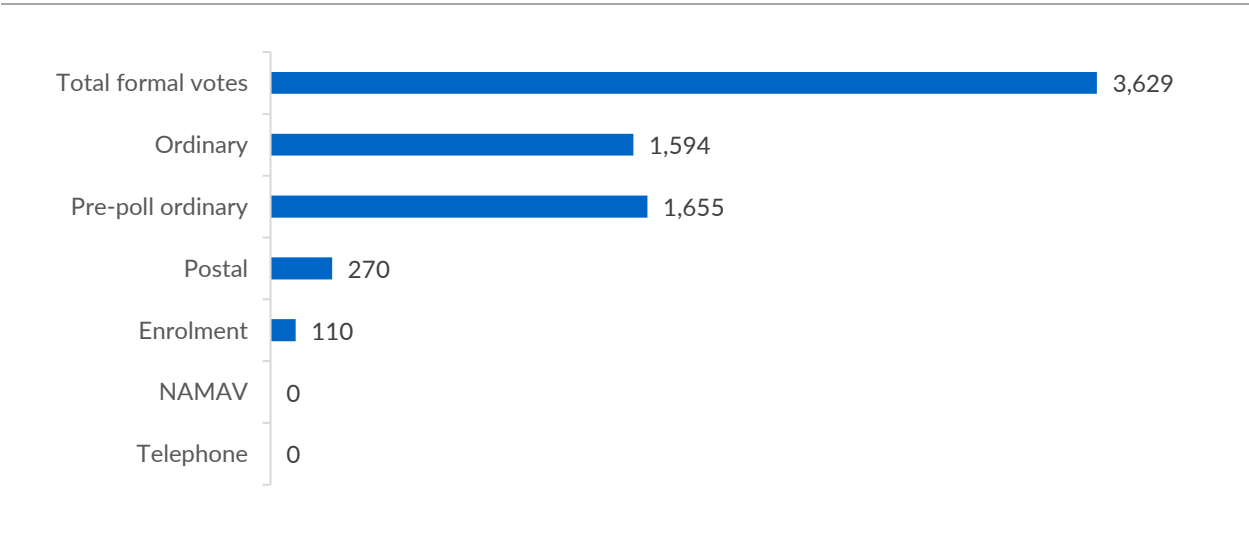
Councillor election

Councillor election total votes: 3,836 Formal: 3,629 Informal: 207 Formality rate: 94.6% Participation rate: 82.7%

Elected councillors (alphabetical by surname)

Councillor name	Affiliation
BOHM Stacey	Independent
DAVIES Craig	Independent
HOEY Adine	Independent
HOWE Peter	Independent
JONES Ewen	Independent
LAMBERT Les	Independent
LEAK Brian	Independent
ROBERTS Lachlan	Independent
SMITH Judy	Independent

Formal votes cast by vote type for the councillor election



Councillor candidate nominations (alphabetical by surname)

Name	Affiliation
BARBARY Fiona	Independent
BOHM Stacey	Independent
DAVIES Craig	Independent
ELLEN Vaughan	Independent
HOEY Adine	Independent
HOWE Peter	Independent
JAMES Rowan	Independent
JONES Ewen	Independent
KELLY Christine	Independent
LAMBERT Les	Independent
LEAK Brian	Independent
PRYDE Melanie	Independent
ROBERTS Lachlan	Independent
SHARPE Diane	Independent
SMITH Judy	Independent

Candidate nominations rejected/withdrawn: 2 rejected

Election operations

Number of staff: 22	Number of pre-poll centres: 1
Number of election day polling places: 3	Number of declared institutions: 2

Returning Officer's office: 21-23 Swift Street, Wellington NSW 2820

Public registers: View the registers of candidates, groups, third-party campaigners, parties, party agents, senior office holders, associated entities and official agents, third-party lobbyists, and non-prohibited donors for the 2024 NSW Local Government elections on the [NSW Electoral Commission's website](#).



Newcastle election summary

Divided council: Ward 1 | Ward 2 | Ward 3 | Ward 4

Type of election conducted: Councillor (election of 12 councillors, 3 from each ward) | Mayor

Council enrolment: 126,400 **Residential roll:** 126,390 **Non-residential roll:** 10

Apparent failure to vote notices issued: 12,292 (9.7% of the residential roll).

As one of the printed rolls used to mark off electors at a polling place in Newcastle Ward 3 remains unaccounted for, it was determined that electors in Ward 3 would not be issued with 'Apparent failure to vote notices' for this election (see *City of Newcastle Ward 3 data breach* in Part 1 for more information).

Councillor election

Councillor election total votes: 106,243 **Formal:** 99,319 **Informal:** 6,924 **Formality rate:** 93.5%

Participation rate: 85.3%

Formality and participation by ward: Ward: 1 **Formality rate:** 94.6% **Participation rate:** 82.6% | Ward: 2

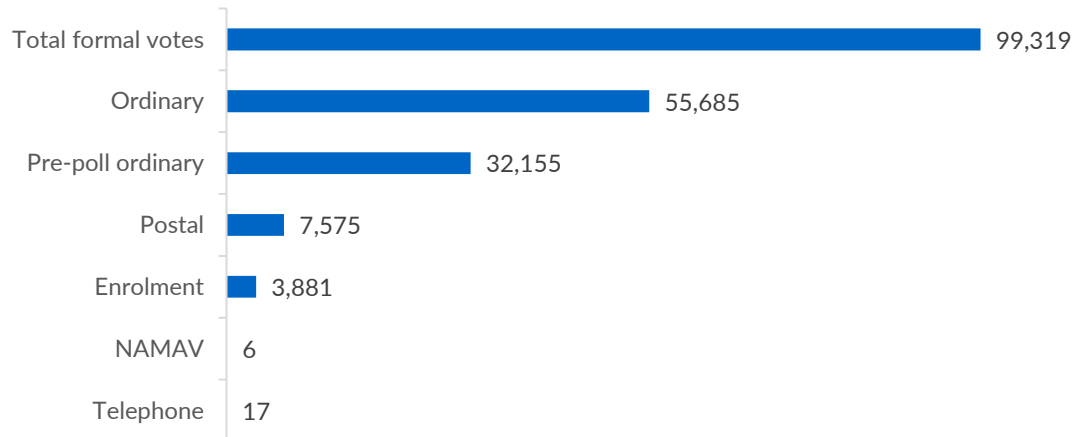
Formality rate: 94.4% **Participation rate:** 84.9% | Ward: 3 **Formality rate:** 93.2% **Participation rate:** 85.5% | Ward: 4

Formality rate: 91.7% **Participation rate:** 88.1%

Elected councillors (alphabetical by surname, by ward)

Ward	Councillor name	Affiliation
Newcastle 1	CLAUSEN Declan	Australian Labor Party (NSW Branch)
Newcastle 1	GITTINS Peter	Independent
Newcastle 1	McCABE Charlotte	The Greens NSW
Newcastle 2	BARRIE Jenny	The Liberal Party Of Australia, New South Wales Division
Newcastle 2	JOHNSON Paige	Australian Labor Party (NSW Branch)
Newcastle 2	PRINGLE Joel	The Greens NSW
Newcastle 3	BROOKER Mark	Independent
Newcastle 3	FRANCIS-COAN Sinead	The Greens NSW
Newcastle 3	NELMES Nuatali	Australian Labor Party (NSW Branch)
Newcastle 4	ADAMCZYK Elizabeth	Australian Labor Party (NSW Branch)
Newcastle 4	PULL Callum	The Liberal Party Of Australia, New South Wales Division
Newcastle 4	RICHARDSON Deahnna	Australian Labor Party (NSW Branch)

Formal votes cast by vote type for the councillor election



Councillor candidate nominations (alphabetical by surname, by ward)

Ward	Name	Affiliation
Newcastle 1	ASHBY Samantha	Socialist Alliance
Newcastle 1	BURGESS Catherine	The Greens NSW
Newcastle 1	CLAUSEN Declan	Australian Labor Party (NSW Branch)
Newcastle 1	COKER Emily	Independent
Newcastle 1	FELTHAM Sandra	Australian Labor Party (NSW Branch)
Newcastle 1	GITTINS Peter	Independent
Newcastle 1	KERRIDGE Ross	Independent
Newcastle 1	LEE Lucas	The Liberal Party Of Australia, New South Wales Division
Newcastle 1	MACKENZIE Deborah	Independent
Newcastle 1	MANNING Rochelle	The Liberal Party Of Australia, New South Wales Division
Newcastle 1	McCABE Charlotte	The Greens NSW
Newcastle 1	O'BRIEN Steve	Socialist Alliance
Newcastle 1	OSLAND Grant	Independent
Newcastle 1	PEEBLES Colin	The Liberal Party Of Australia, New South Wales Division
Newcastle 1	SMOOTHY Rachel	Australian Labor Party (NSW Branch)
Newcastle 1	STRAZZARI Stefani	Socialist Alliance
Newcastle 1	WEST Simon	The Greens NSW
Newcastle 2	BARRIE Jenny	The Liberal Party Of Australia, New South Wales Division
Newcastle 2	BEACH John	Independent
Newcastle 2	CLARK Justine	Australian Labor Party (NSW Branch)

Ward	Name	Affiliation
Newcastle 2	DUNCAN Carol	Australian Labor Party (NSW Branch)
Newcastle 2	EVERINGHAM Christine	Independent
Newcastle 2	GILES Greg	The Greens NSW
Newcastle 2	JOHNSON Paige	Australian Labor Party (NSW Branch)
Newcastle 2	MANN Natarsha	The Liberal Party Of Australia, New South Wales Division
Newcastle 2	MCNAMARA Paul	The Liberal Party Of Australia, New South Wales Division
Newcastle 2	McAULEY Sophie	The Greens NSW
Newcastle 2	PARKINSON Leisha	Independent
Newcastle 2	PRINGLE Joel	The Greens NSW
Newcastle 3	BROOKER Mark	Independent
Newcastle 3	BROWN Michelle	Independent
Newcastle 3	CAINE Milton	Independent
Newcastle 3	FRANCIS-COAN Sinead	The Greens NSW
Newcastle 3	ISHERWOOD Siobhan	The Greens NSW
Newcastle 3	LOCHRIN Alyssa	Independent
Newcastle 3	MILLARD Phillip	Australian Labor Party (NSW Branch)
Newcastle 3	NELMES Nuatali	Australian Labor Party (NSW Branch)
Newcastle 3	ROOKE-FRIZELL Anne	The Greens NSW
Newcastle 3	WARK Katrina	Independent
Newcastle 3	WEATHERSTONE Andrew	Independent
Newcastle 3	WINNEY-BAARTZ Peta	Australian Labor Party (NSW Branch)
Newcastle 3	WOOD Margaret	Australian Labor Party (NSW Branch)
Newcastle 4	ADAMCZYK Elizabeth	Australian Labor Party (NSW Branch)
Newcastle 4	BOYCE Timothy	Independent
Newcastle 4	DAVIES Julie	Independent
Newcastle 4	GIGLI Beniamino	The Liberal Party Of Australia, New South Wales Division
Newcastle 4	HARRIS Anna	Independent
Newcastle 4	HAYES Edward	The Liberal Party Of Australia, New South Wales Division
Newcastle 4	KELSO Tahlia	Independent
Newcastle 4	MAHER Phillip	The Greens NSW
Newcastle 4	PULL Callum	The Liberal Party Of Australia, New South Wales Division
Newcastle 4	RICHARDSON Deahnna	Australian Labor Party (NSW Branch)

Ward	Name	Affiliation
Newcastle 4	ROGERS Wayne	Independent
Newcastle 4	SCOTT Jimmy	Australian Labor Party (NSW Branch)
Newcastle 4	WATKINS Rebecca	The Greens NSW
Newcastle 4	WHITTALL Graham	The Greens NSW

Candidate nominations rejected/withdrawn: 1 withdrawn Ward 1, 2 withdrawn Ward 2

Mayoral election

Mayoral election total votes: 106,449 **Formal:** 102,559 (96.3%) **Informal:** 3,890 (3.7%) **Participation rate:** 85.3%

Elected mayor: KERRIDGE Ross, Independent

Mayoral candidate nominations (alphabetical by surname)

Name	Affiliation
CAINE Milton	Independent
KERRIDGE Ross	Independent
McCABE Charlotte	The Greens NSW
NELMES Nuatali	Australian Labor Party (NSW Branch)
O'BRIEN Steve	Socialist Alliance
PULL Callum	The Liberal Party Of Australia, New South Wales Division

Election operations

Number of staff: 453

Number of pre-poll centres: 7

Number of election day polling places: 48

Number of declared institutions: 21

Returning Officer's office: 1/21 Railway Street, Wickham NSW 2293

Public registers: View the registers of candidates, groups, third-party campaigners, parties, party agents, senior office holders, associated entities and official agents, third-party lobbyists, and non-prohibited donors for the 2024 NSW Local Government elections on the [NSW Electoral Commission's website](#).

North Sydney Council



North Sydney election summary

Divided council: Cammeraygal Ward | St Leonards Ward

Type of election conducted: Councillor (election of 10 councillors, 5 from each ward)

Council enrolment: 49,176 **Residential roll:** 49,171 **Non-residential roll:** 5

Apparent failure to vote notices issued: 7,337 (14.9% of the residential roll)

Councillor election

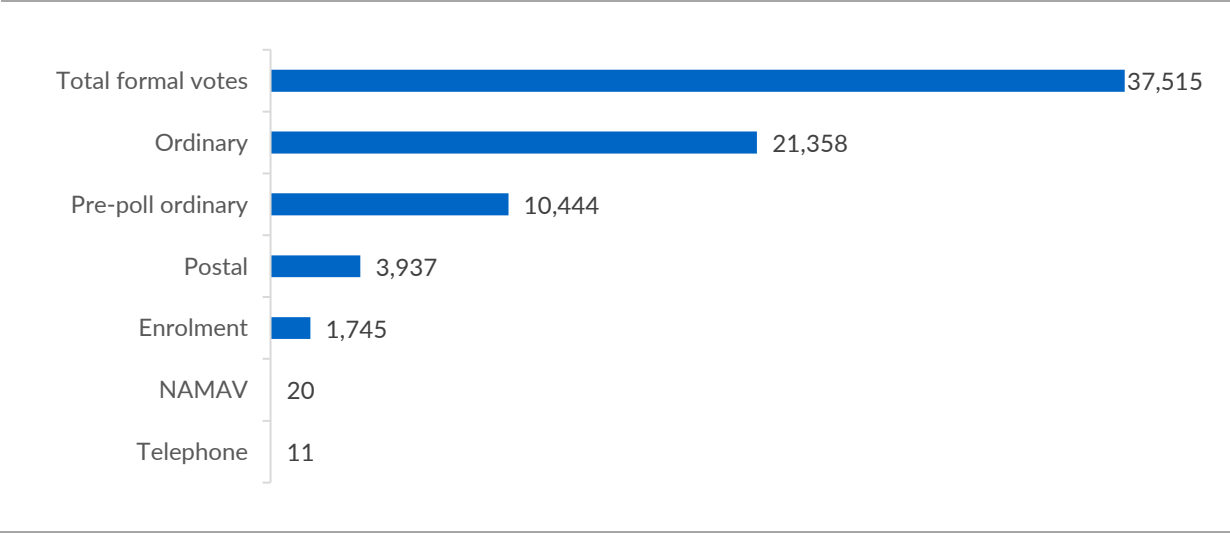
Councillor election total votes: 39,246 **Formal:** 37,515 **Informal:** 1,731 **Formality rate:** 95.6%
Participation rate: 81%

Formality and participation by ward: **Ward:** Cammeraygal **Formality rate:** 96.6% **Participation rate:** 79.5%
Ward: St Leonards **Formality rate:** 94.6% **Participation rate:** 82.5%

Elected councillors (alphabetical by surname, by ward)

Ward	Councillor name	Affiliation
North Sydney Cammeraygal	BEREGI MaryAnn	Independent
North Sydney Cammeraygal	CARR Efi	The Liberal Party Of Australia, New South Wales Division
North Sydney Cammeraygal	HOY Angus	The Greens NSW
North Sydney Cammeraygal	KEEN Jessica	The Liberal Party Of Australia, New South Wales Division
North Sydney Cammeraygal	WELCH Shannon	Australian Labor Party (NSW Branch)
North Sydney St Leonards	ANTONINI Nicole	Independent
North Sydney St Leonards	BAKER Zoe	Independent
North Sydney St Leonards	HOLDING Christopher	Independent
North Sydney St Leonards	SANTER Godfrey	Australian Labor Party (NSW Branch)
North Sydney St Leonards	SPENCELEY James	Independent

Formal votes cast by vote type for the councillor election



Councillor candidate nominations (alphabetical by surname, by ward)

Ward	Name	Affiliation
North Sydney Cammeraygal	ALT Marilyn	Australian Labor Party (NSW Branch)
North Sydney Cammeraygal	ASSAEE Andrew	The Greens NSW
North Sydney Cammeraygal	BEREGI MaryAnn	Independent
North Sydney Cammeraygal	BILLINGHURST Strephon	Independent
North Sydney Cammeraygal	BLACK Craig	Independent
North Sydney Cammeraygal	BLAIR Estelle	Independent
North Sydney Cammeraygal	CAMPBELL Mathew	Australian Labor Party (NSW Branch)
North Sydney Cammeraygal	CARR Efi	The Liberal Party Of Australia, New South Wales Division
North Sydney Cammeraygal	CHRISTIE Jillian	Independent
North Sydney Cammeraygal	CONSTABLE Bryson	The Liberal Party Of Australia, New South Wales Division
North Sydney Cammeraygal	EDDLESTON Christopher	The Greens NSW
North Sydney Cammeraygal	EGGLETON Bob	Sustainable Australia Party - Stop Overdevelopment / Corruption
North Sydney Cammeraygal	GREY Ian	Independent
North Sydney Cammeraygal	HEALY Graham	The Greens NSW
North Sydney Cammeraygal	HOY Angus	The Greens NSW
North Sydney Cammeraygal	JYOTI Harshita	Independent
North Sydney Cammeraygal	KEEN Jessica	The Liberal Party Of Australia, New South Wales Division
North Sydney Cammeraygal	KOK Sarah	Sustainable Australia Party - Stop Overdevelopment / Corruption
North Sydney Cammeraygal	LAKE Christopher	Australian Labor Party (NSW Branch)
North Sydney Cammeraygal	LEE Julie	Independent
North Sydney Cammeraygal	LYTLE Anne	Sustainable Australia Party - Stop Overdevelopment / Corruption
North Sydney Cammeraygal	MARSI Mark	Sustainable Australia Party - Stop Overdevelopment / Corruption
North Sydney Cammeraygal	MOOR Peter	Sustainable Australia Party - Stop Overdevelopment / Corruption
North Sydney Cammeraygal	MUTTON Ian	Independent
North Sydney Cammeraygal	NOBLE Peter Gregory	Independent
North Sydney Cammeraygal	RESTOM Conway	Independent
North Sydney Cammeraygal	RICHMOND Katie	Independent

Ward	Name	Affiliation
North Sydney Cammeraygal	ROTHWELL Leonie	Independent
North Sydney Cammeraygal	SIMS Fuchsia	The Greens NSW
North Sydney Cammeraygal	SINHA Pallavi	Independent
North Sydney Cammeraygal	SKINNER Andrew	The Liberal Party Of Australia, New South Wales Division
North Sydney Cammeraygal	STREET Joan	Independent
North Sydney Cammeraygal	SWAMINATHAN Rajeswari	Independent
North Sydney Cammeraygal	VELINGOS Travis	Australian Labor Party (NSW Branch)
North Sydney Cammeraygal	WARDMAN Hunter	The Liberal Party Of Australia, New South Wales Division
North Sydney Cammeraygal	WELCH Shannon	Australian Labor Party (NSW Branch)
North Sydney St Leonards	ANTONINI Nicole	Independent
North Sydney St Leonards	BAKER Zoe	Independent
North Sydney St Leonards	BOURKE William	Sustainable Australia Party - Stop Overdevelopment / Corruption
North Sydney St Leonards	BROWN Rayna	Australian Labor Party (NSW Branch)
North Sydney St Leonards	DAVIDSON Diana	Independent
North Sydney St Leonards	GARDNER Felicity	Independent
North Sydney St Leonards	HEATHERS John	Sustainable Australia Party - Stop Overdevelopment / Corruption
North Sydney St Leonards	HOLDING Christopher	Independent
North Sydney St Leonards	KITCHENER Susan	Sustainable Australia Party - Stop Overdevelopment / Corruption
North Sydney St Leonards	LEE Olivia	Australian Labor Party (NSW Branch)
North Sydney St Leonards	LUDICK Deon	Independent
North Sydney St Leonards	MCDONALD Rebecca	Independent
North Sydney St Leonards	NEVILLE Christopher	Independent
North Sydney St Leonards	NEWTON Julie Anne	Australian Labor Party (NSW Branch)
North Sydney St Leonards	SANTER Godfrey	Australian Labor Party (NSW Branch)
North Sydney St Leonards	SMITH Enzo	Sustainable Australia Party - Stop Overdevelopment / Corruption
North Sydney St Leonards	SPENCELEY James	Independent
North Sydney St Leonards	TYRRELL Jade	Australian Labor Party (NSW Branch)
North Sydney St Leonards	WANT Michael	Sustainable Australia Party - Stop Overdevelopment / Corruption
North Sydney St Leonards	WHITFORD Daniel	Independent

Candidate nominations rejected/withdrawn: 1 withdrawn (Camberaygal Ward)

Election operations

Number of staff: 161	Number of pre-poll centres: 4
Number of election day polling places: 16	Number of declared institutions: 3

Returning Officer's office: Level 3, 100 Christie Street, St Leonards NSW 2065

Public registers: View the registers of candidates, groups, third-party campaigners, parties, party agents, senior office holders, associated entities and official agents, third-party lobbyists, and non-prohibited donors for the 2024 NSW Local Government elections on the [NSW Electoral Commission's website](#).

Northern Beaches Council



Northern Beaches election summary

Divided council: Curl Curl Ward | Frenchs Forest Ward | Manly Ward | Narrabeen Ward | Pittwater Ward

Type of election conducted: Councillor (election of 15 councillors, 3 from each ward)

Council enrolment: 188,741 **Residential roll:** 188,736 **Non-residential roll:** 5

Apparent failure to vote notices issued: 24,603 (13% of the residential roll)

Councillor election

Councillor election total votes: 156,147 **Formal:** 144,675 **Informal:** 11,472 **Formality rate:** 92.7%

Participation rate: 83.6%

Formality and participation by ward: Ward: Curl Curl **Formality rate:** 91.8% **Participation rate:** 80.9%

Ward: Frenchs Forest **Formality rate:** 92.0% **Participation rate:** 87.6% | **Ward:** Manly **Formality rate:** 94.7%

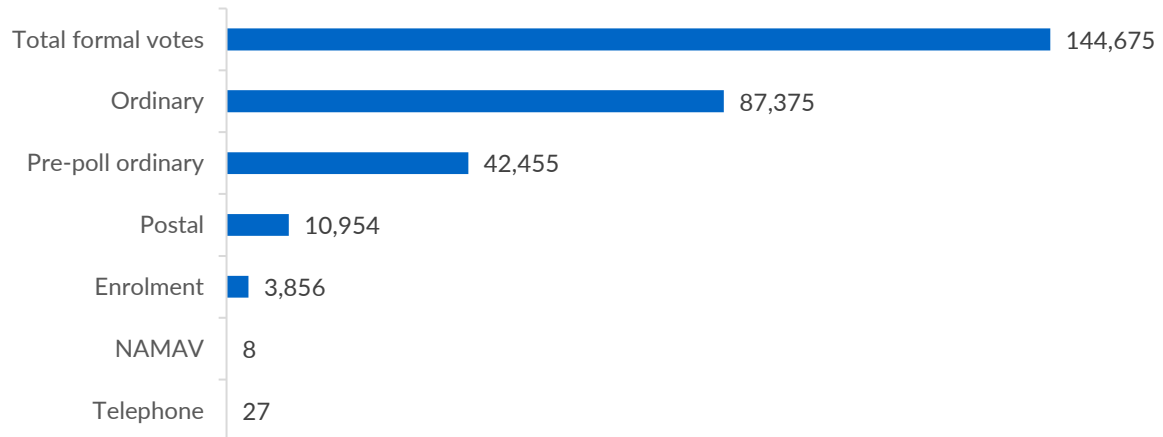
Participation rate: 80.9% | **Ward:** Narrabeen **Formality rate:** 91.0% **Participation rate:** 85.5%

Ward: Pittwater **Formality rate:** 94.0% **Participation rate:** 83.0%

Elected councillors (alphabetical by surname, by ward)

Ward	Councillor name	Affiliation
Northern Beaches Curl Curl	BEAUGEARD Nicholas	Your Northern Beaches Independent Team
Northern Beaches Curl Curl	GLANVILLE Kristyn	The Greens NSW
Northern Beaches Curl Curl	HACKMAN Joeline	Your Northern Beaches Independent Team
Northern Beaches Frenchs Forest	HEINS Sue	Your Northern Beaches Independent Team
Northern Beaches Frenchs Forest	HRNJAK Ethan	The Greens NSW
Northern Beaches Frenchs Forest	WILLIAMS Jody	Your Northern Beaches Independent Team
Northern Beaches Manly	BINGHAM Candy	Good For Manly
Northern Beaches Manly	GRATTAN Sarah	Your Northern Beaches Independent Team
Northern Beaches Manly	HARVEY Bonnie	The Greens NSW
Northern Beaches Narrabeen	DE LUCA Vincent	Independent
Northern Beaches Narrabeen	GILTINAN Robert	Independent
Northern Beaches Narrabeen	ROBINS Ruth	Your Northern Beaches Independent Team
Northern Beaches Pittwater	DILLON Rowie	Your Northern Beaches Independent Team
Northern Beaches Pittwater	KORZY Miranda	The Greens NSW
Northern Beaches Pittwater	SINGH Mandeep	

Formal votes cast by vote type for the councillor election



Councillor candidate nominations (alphabetical by surname, by ward)

Ward	Name	Affiliation
Northern Beaches Curl Curl	BEAUGEARD Nicholas	Your Northern Beaches Independent Team
Northern Beaches Curl Curl	GLANVILLE Kristyn	The Greens NSW
Northern Beaches Curl Curl	HACKMAN Joeline	Your Northern Beaches Independent Team
Northern Beaches Curl Curl	HOWELLS Carolyn	Australian Labor Party (NSW Branch)
Northern Beaches Curl Curl	LAMBERT Judy	The Greens NSW
Northern Beaches Curl Curl	McDONALD Nick	Your Northern Beaches Independent Team
Northern Beaches Curl Curl	SUARES Roberto	The Greens NSW
Northern Beaches Curl Curl	THATCHER Jasper	Australian Labor Party (NSW Branch)
Northern Beaches Frenchs Forest	HEINS Sue	Your Northern Beaches Independent Team
Northern Beaches Frenchs Forest	HOLDSWORTH Cooper	The Greens NSW
Northern Beaches Frenchs Forest	HRNJAK Ethan	The Greens NSW
Northern Beaches Frenchs Forest	IBRAHIM Fathimath	The Greens NSW
Northern Beaches Frenchs Forest	PHILPOTT Penny	Your Northern Beaches Independent Team
Northern Beaches Frenchs Forest	WILLIAMS Jody	Your Northern Beaches Independent Team
Northern Beaches Manly	BINGHAM Candy	Good For Manly
Northern Beaches Manly	CLIFFORD Brandt	Australian Labor Party (NSW Branch)
Northern Beaches Manly	COWELL David	Your Northern Beaches Independent Team
Northern Beaches Manly	DAWES Pamela	The Greens NSW
Northern Beaches Manly	GRATTAN Sarah	Your Northern Beaches Independent Team
Northern Beaches Manly	GREENTREE Peter	Good For Manly

Ward	Name	Affiliation
Northern Beaches Manly	HARVEY Bonnie	The Greens NSW
Northern Beaches Manly	LE ROUX Terry	The Greens NSW
Northern Beaches Manly	MARTIN Rachael	Your Northern Beaches Independent Team
Northern Beaches Manly	PIGRAM Sam	Australian Labor Party (NSW Branch)
Northern Beaches Manly	SCHRADER Taylah	Good For Manly
Northern Beaches Manly	VARGHESE-FELL Celine	Australian Labor Party (NSW Branch)
Northern Beaches Narrabeen	COOK Tammy	Independent
Northern Beaches Narrabeen	DE LUCA Vincent	Independent
Northern Beaches Narrabeen	GILTINAN Robert	Independent
Northern Beaches Narrabeen	HUGHES Adam	Your Northern Beaches Independent Team
Northern Beaches Narrabeen	JACKSON Chris	Your Northern Beaches Independent Team
Northern Beaches Narrabeen	O'SULLIVAN Ryan	Australian Labor Party (NSW Branch)
Northern Beaches Narrabeen	ROBINS Ruth	Your Northern Beaches Independent Team
Northern Beaches Narrabeen	WRIGHT Sue	Australian Labor Party (NSW Branch)
Northern Beaches Pittwater	CHARNAUD Judy	Your Northern Beaches Independent Team
Northern Beaches Pittwater	DAVIS Felicity	The Greens NSW
Northern Beaches Pittwater	DILLON Rowie	Your Northern Beaches Independent Team
Northern Beaches Pittwater	KORZY Miranda	The Greens NSW
Northern Beaches Pittwater	SINGH Mandeep	
Northern Beaches Pittwater	TURNER-SCHILLER Evan	The Greens NSW
Northern Beaches Pittwater	WALKER Philip	
Northern Beaches Pittwater	WHITE Ian	Your Northern Beaches Independent Team

Candidate nominations rejected/withdrawn: 1 rejected Curl Curl Ward, 1 rejected Manly Ward, 1 rejected Narrabeen Ward

Election operations

Number of staff: 670

Number of pre-poll centres: 8

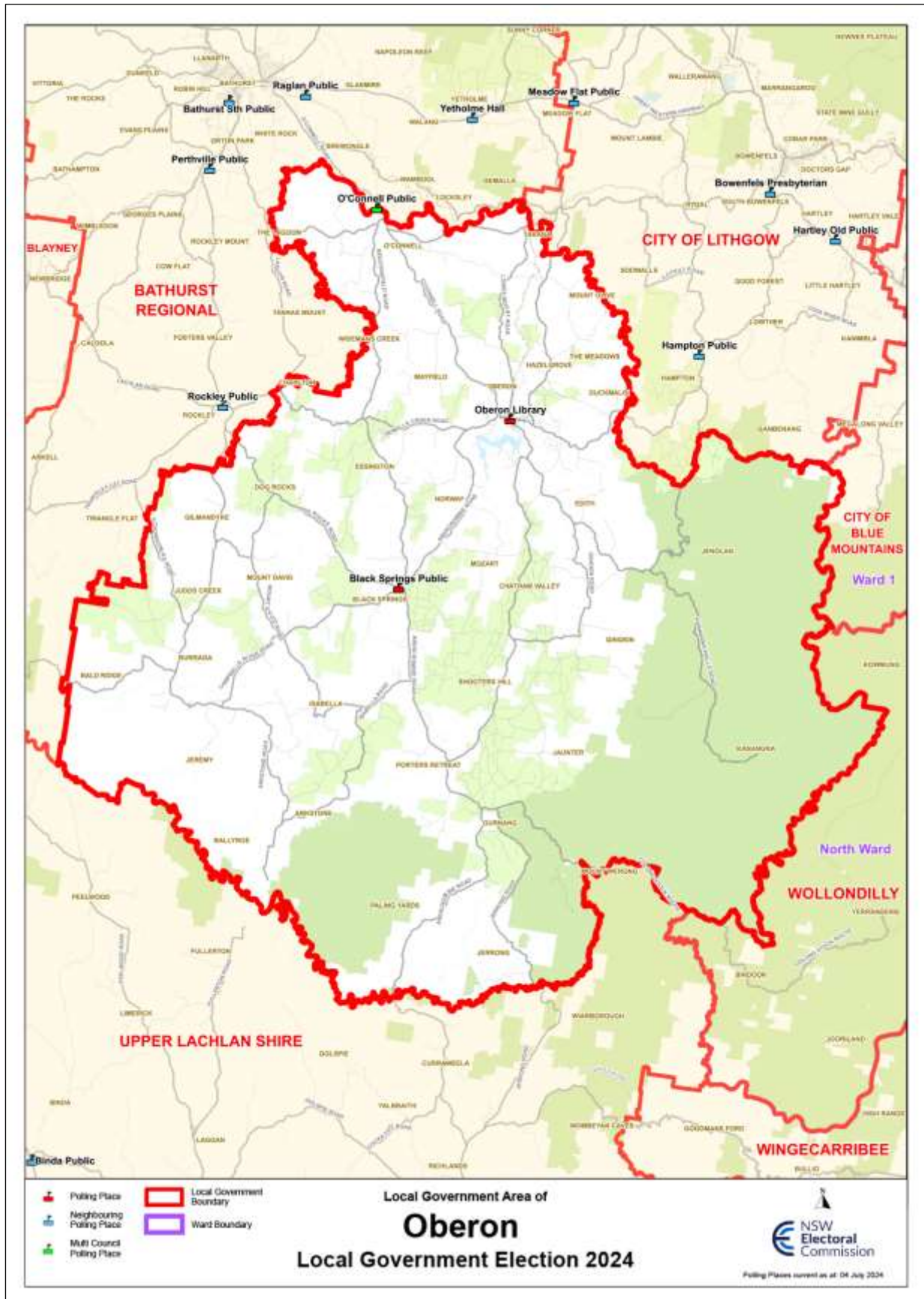
Number of election day polling places: 61

Number of declared institutions: 19

Returning Officer's office: 9/5 Vuko Place, Warriewood NSW 2102

Public registers: View the registers of candidates, groups, third-party campaigners, parties, party agents, senior office holders, associated entities and official agents, third-party lobbyists, and non-prohibited donors for the 2024 NSW Local Government elections on the [NSW Electoral Commission's website](#).

Oberon Council



Oberon election summary

Undivided council

Type of election conducted: Councillor (election of 9 councillors)

Council enrolment: 4,030 **Residential roll:** 4,014 **Non-residential roll:** 16

Apparent failure to vote notices issued: 328 (8.1% of the residential roll)

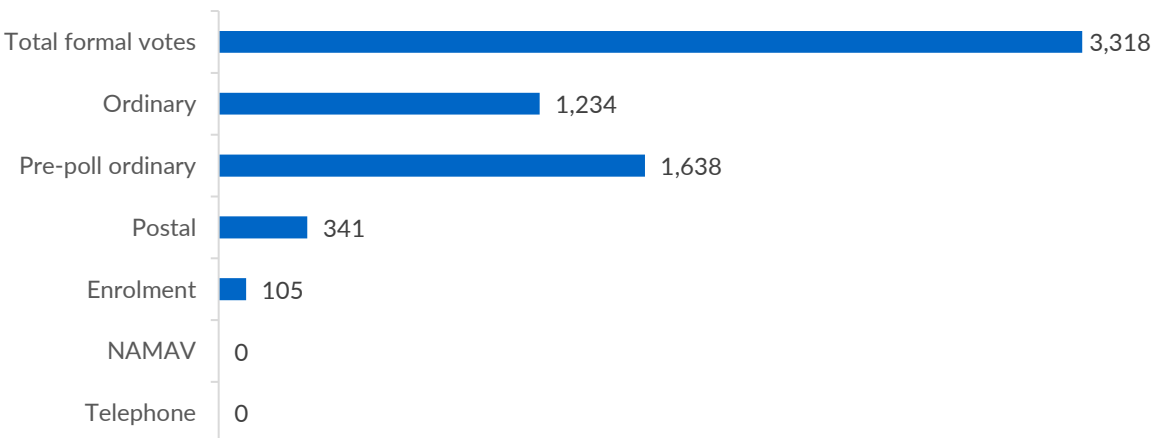
Councillor election

Councillor election total votes: 3,554 **Formal:** 3,318 **Informal:** 236 **Formality rate:** 93.4% **Participation rate:** 89.1%

Elected councillors (alphabetical by surname)

Councillor name	Affiliation
ALEVRAS Anthony	Independent
GRAHAM Katie	Independent
HAYDEN Helen	Independent
MCKIBBIN Andrew	Independent
McCARTHY Clive	Independent
O'CONNOR Francis	
O'GRADY Jill	
TREMBATH Lauren	Independent
TUCKER Ian	Independent

Formal votes cast by vote type for the councillor election



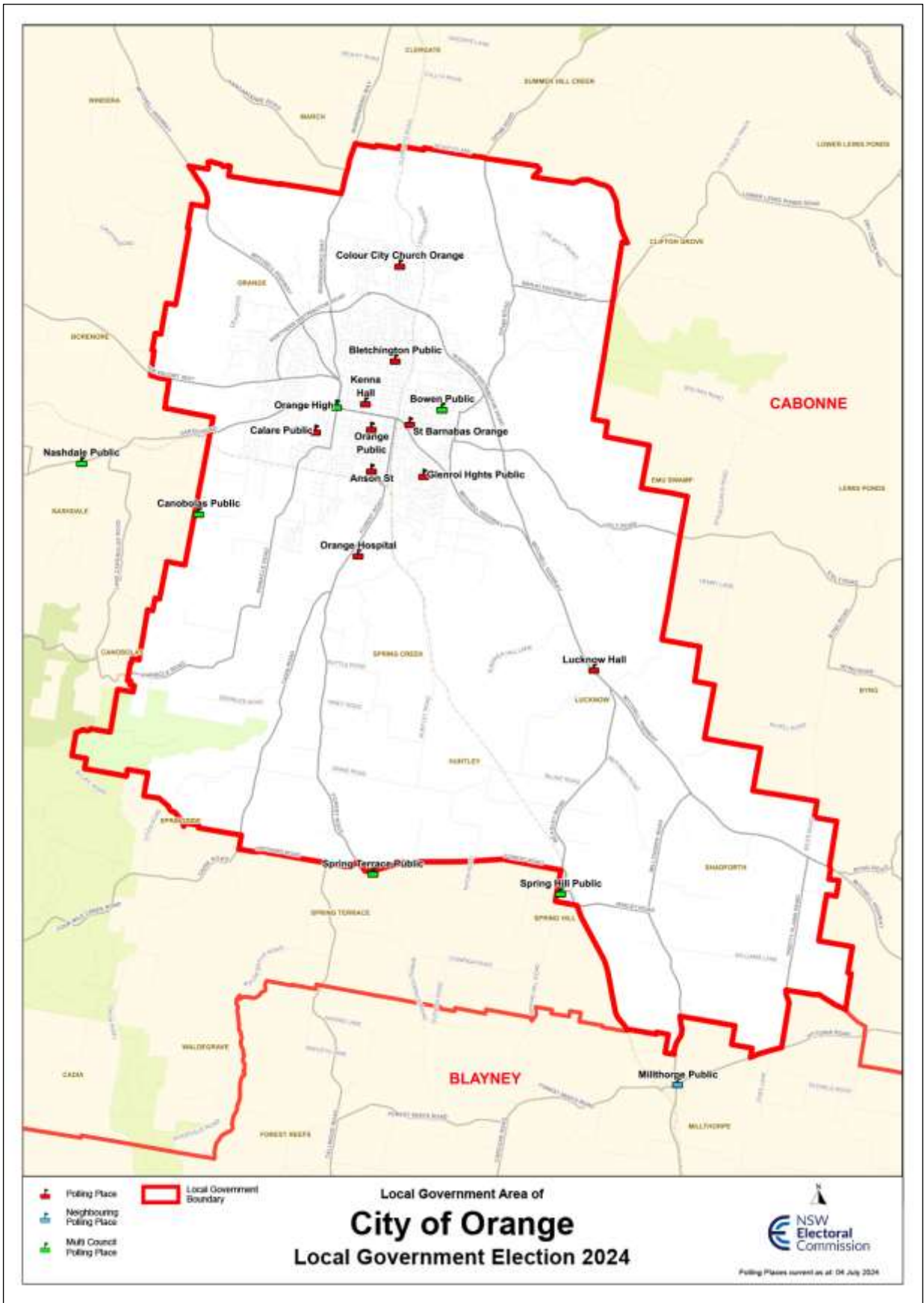
Councillor candidate nominations (alphabetical by surname)

Name	Affiliation
ALEVRAS Anthony	Independent
BISHOP Irene	Independent
COULTER Robert	
COULTER Tatiana	
CRYE Michael	
FITZPATRICK Raymond	
GRAHAM Katie	Independent
HAYDEN Helen	Independent
LEE Robert	
LYON Brenda	
MCKIBBIN Andrew	Independent
MEMORY William	Independent
McCARTHY Clive	Independent
O'CONNOR Francis	
O'GRADY Jill	
SNOCH Robert	
TREMBATH Lauren	Independent
TUCKER Ian	Independent

Election operations**Number of staff:** 21**Number of pre-poll centres:** 1**Number of election day polling places:** 3**Number of declared institutions:** 1**Returning Officer's office:** Units 6-7, 11 & 22-24, 1 Wark Parade, Windradyne NSW 2795

Public registers: View the registers of candidates, groups, third-party campaigners, parties, party agents, senior office holders, associated entities and official agents, third-party lobbyists, and non-prohibited donors for the 2024 NSW Local Government elections on the [NSW Electoral Commission's website](#).

Orange City Council



Orange election summary

Undivided council

Type of election conducted: Councillor (election of 11 councillors) | Mayor

Council enrolment: 30,790 Residential roll: 30,741 Non-residential roll: 49

Apparent failure to vote notices issued: 3,876 (12.6% of the residential roll)

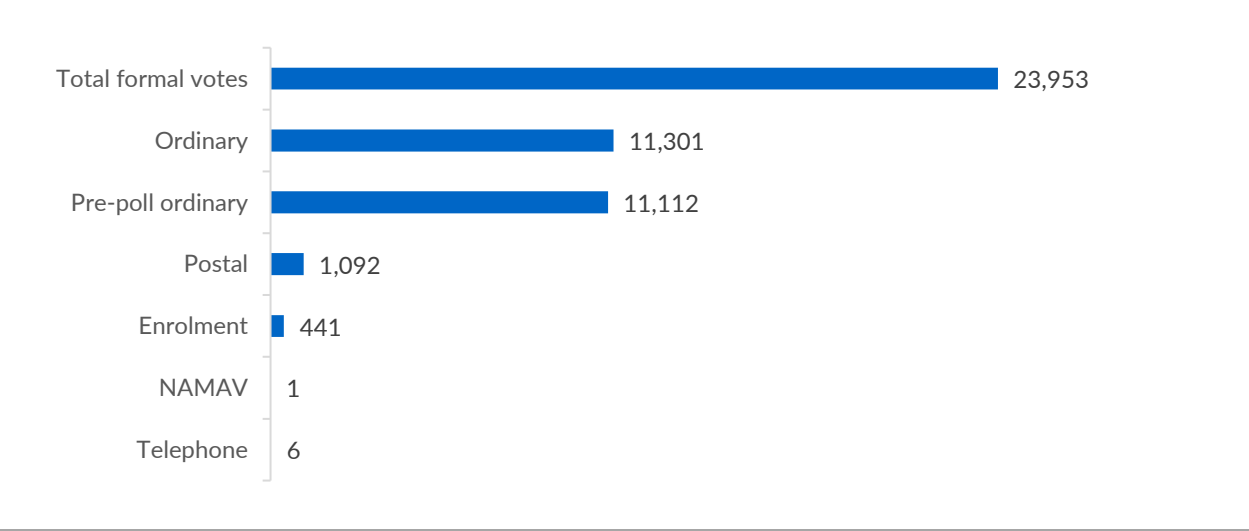
Councillor election

Councillor election total votes: 25,953 Formal: 23,953 Informal: 2,000 Formality rate: 92.3%
Participation rate: 85%

Elected councillors (alphabetical by surname)

Councillor name	Affiliation
DUFFY Kevin	Independent
GREENHALGH Tammy	Independent
JUDGE Graeme	Independent
KINGHORNE Frances	Independent
MALLARD David	The Greens NSW
McDONELL Melanie	Independent
PETERSON Steven	Independent
POWER Gerald	Independent
RUDDY Marea	Independent
STEDMAN Jamie	Independent
WHITTON Jeffery	Australian Labor Party (NSW Branch)

Formal votes cast by vote type for the councillor election



Councillor candidate nominations (alphabetical by surname)

Name	Affiliation
ADETIFA Eunice	Independent
ANDERSON Brock	
BAINES Warwick	Independent
BARTLETT Ben	Independent
BELL Glenda	Independent
BENTON Ben	Independent
CAPELL Paris	Independent
CARDEN Jack	Australian Labor Party (NSW Branch)
CLARKE Sue	The Greens NSW
CLIFFORD Richard	Independent
CRANE Theodore	Independent
CUNNINGHAM Julie	Australian Labor Party (NSW Branch)
CURTIN Kate	Independent
DUFFY Kevin	Independent
DUNN Heather	Australian Labor Party (NSW Branch)
EDWARDS Haidee	The Greens NSW
FLOYD Glenn	
FREEDMAN Ken	Independent
GEOGHEGAN Jannene	
GINTY Charles	Australian Labor Party (NSW Branch)
GREENHALGH Tammy	Independent
GREIG Andrew	
HAMLING Melissa	Independent
HARVEY Craig	Independent
HAZZARD Brett	Independent
HOPCRAFT Kristen	
JOHNSON Darren	Independent
JUDGE Graeme	Independent
KINGHORNE Frances	Independent
LYNE Jason	Independent
MALLARD David	The Greens NSW

Name	Affiliation
MCBURNEY Tabitha	Independent
MCCANN Thomas	Independent
MILETO Tony	Independent
MORAN William	
MURRELL Liz	The Greens NSW
McDONELL Melanie	Independent
NEWMAN James	
NURKIC Azra	
O'MARA Michael	Independent
PARISH Addam	Australian Labor Party (NSW Branch)
PARKER Ben	The Greens NSW
PEARSON Troy	Independent
PETERSON Steven	Independent
POWER Gerald	Independent
PRATTEN Jenny	The Greens NSW
RAFTERY Patrick	Independent
RUDDY Marea	Independent
SANDERS Gary	
SCIUTO Salvatore	Independent
SECCOMBE Elizabeth	Independent
SECCOMBE Michael	Independent
SMITH Granton	Independent
SOLARI Anthony	
STANGER Chris	Independent
STEDMAN Jamie	Independent
STEELE Annette	
SUTHERLAND Nathan	Independent
TOWNSEND Paula	Independent
TYACK Bradley	Independent
VARDANEGA Fleur	Independent
WHELAN Peter	
WHITAKER Holly	Independent

Name	Affiliation
WHITTON Jeffery	Australian Labor Party (NSW Branch)
WILLIAMS Beverley	
WOOD Bernadette	Independent
WRIGHT Jason	

Candidate nominations rejected/withdrawn: 1 rejected

Mayoral election

Mayor election total votes: 25,940 **Formal:** 24,723 (95.3%) **Informal:** 1,217 (4.7%) **Participation rate:** 84.9%

Elected mayor: MILETO Tony, Independent

Mayoral candidate nominations (alphabetical by surname)

Name	Affiliation
DUFFY Kevin	Independent
GREENHALGH Tammy	Independent
MALLARD David	The Greens NSW
MILETO Tony	Independent
McDONELL Melanie	Independent
POWER Gerald	Independent
WHITTON Jeffery	Australian Labor Party (NSW Branch)

Election operations

Number of staff: 131

Number of pre-poll centres: 3

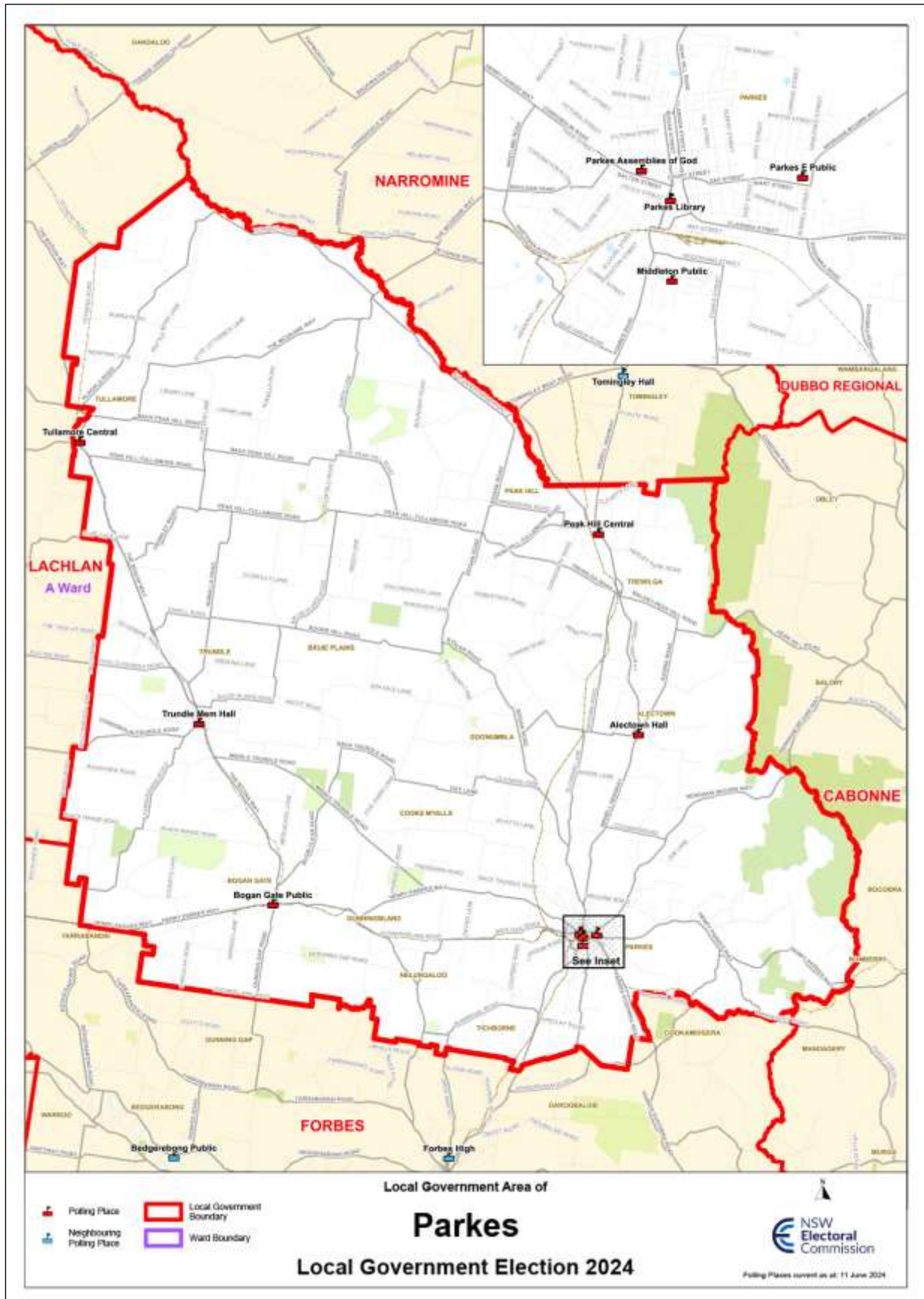
Number of election day polling places: 16

Number of declared institutions: 6

Returning Officer's office: 1/8A Little Brunswick Street, Orange NSW 2800

Public registers: View the registers of candidates, groups, third-party campaigners, parties, party agents, senior office holders, associated entities and official agents, third-party lobbyists, and non-prohibited donors for the 2024 NSW Local Government elections on the [NSW Electoral Commission's website](#).

Parkes Shire Council



Parkes election summary

Undivided council

Type of election conducted: Councillor (election of 10 councillors)

Council enrolment: 10,575 **Residential roll:** 10,575 **Non-residential roll:** 0

Apparent failure to vote notices issued: 1,267 (12% of the residential roll)

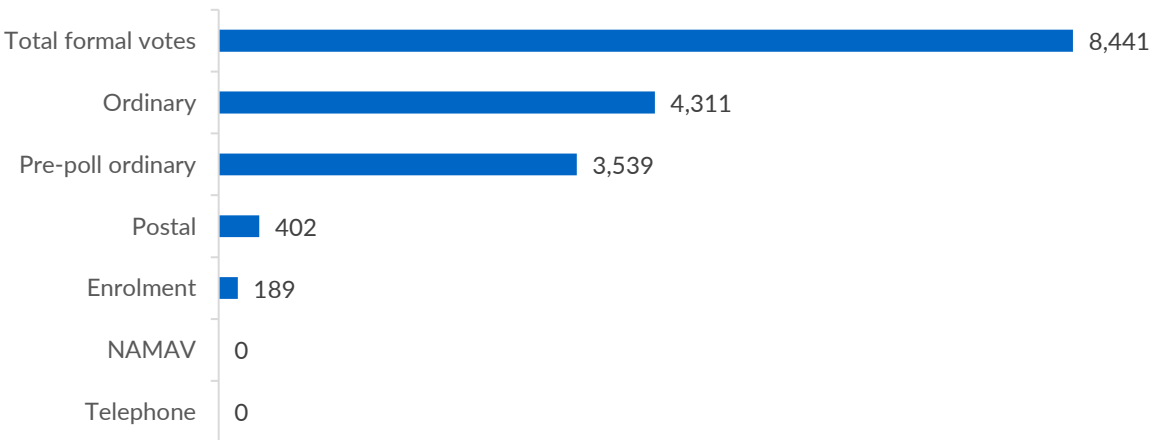
Councillor election

Councillor election total votes: 9,055 **Formal:** 8,441 **Informal:** 614 **Formality rate:** 93.2% **Participation rate:** 86.3%

Elected councillors (alphabetical by surname)

Councillor name	Affiliation
APPLEBEE Marg	Independent
JAYET Bill	
MCGRATH Kenny	Independent
O'LEARY Louise	
PADDISON Joy	
POUT Douglas	Independent
PRATT George	Independent
SCHERER Matthew	
WESTCOTT Neil	Independent
WILSON Glenn	

Formal votes cast by vote type for the councillor election



Councillor candidate nominations (alphabetical by surname)

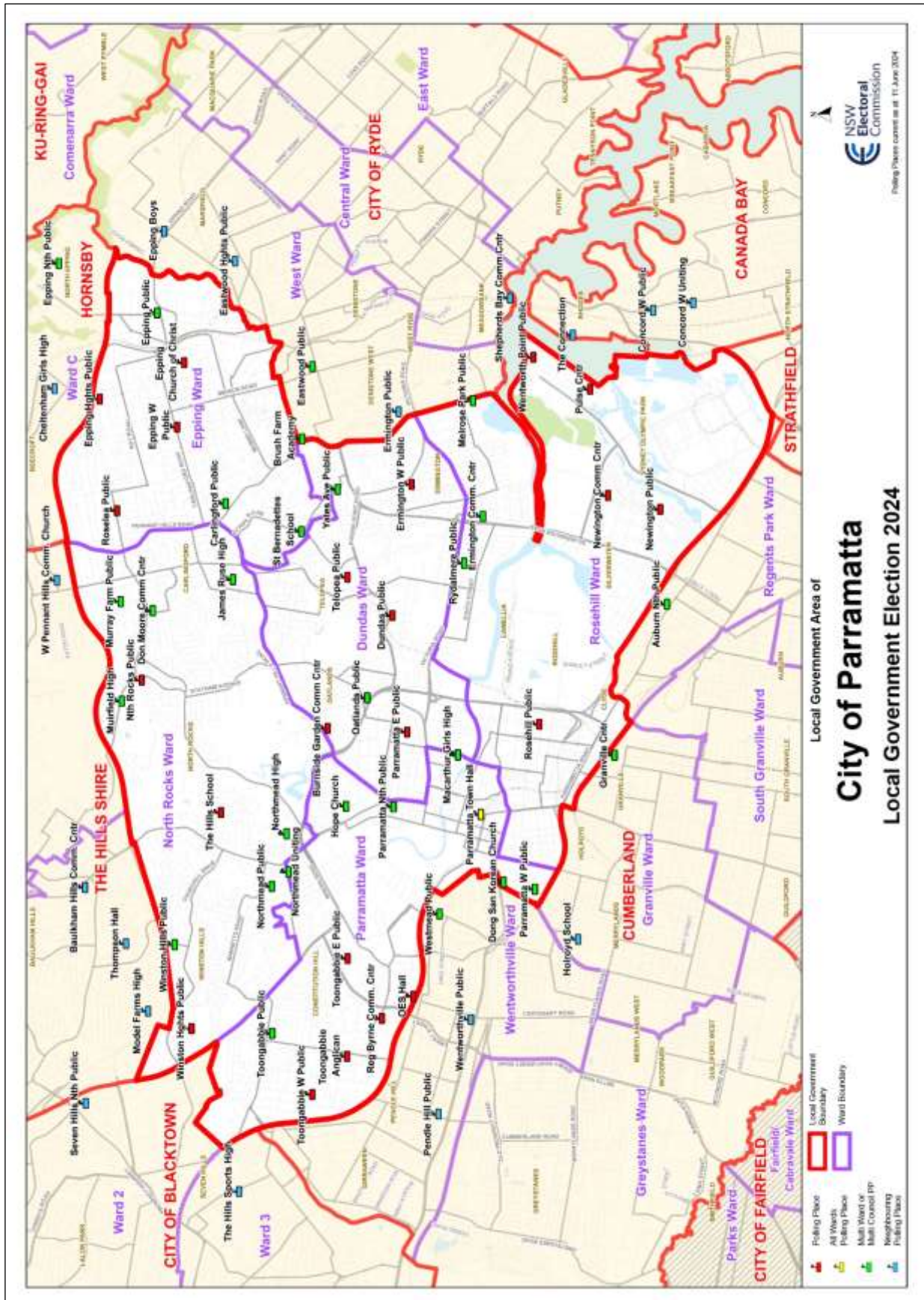
Name	Affiliation
APPLEBEE Marg	Independent
BARROTT Anthony	Independent
BRADLEY Rob	
CASS Jacob	Independent
DRABSCH Ben	
FLAVEL Alan	Independent
HALL-MATTHEWS Tim	
HAMILTON Neil	
HILL Justin	
HUNTER Graeme	Independent
JAYET Bill	
JOHNSON Ray	
JORDAN Samuel	Libertarian Party (Formerly Liberal Democrats)
KEITH Ken	
LEES Nick	
MCGRATH Kenny	Independent
O'LEARY Louise	
PADDISON Joy	
POUT Douglas	Independent
POWELL Jeff	
PRATT George	Independent
RAMSAY Mick	
RIDGEWAY Irene	Independent
RITCHIE Hamish	Independent
SCHERER Matthew	
SNYMAN Erik	
STEVENSON Darren	
WEBER Daniel	
WESTCOTT Neil	Independent
WHITE Michael	
WILKINSON Andrew	
WILSON Glenn	

Election operations

Number of staff: 51	Number of pre-poll centres: 1
Number of election day polling places: 9	Number of declared institutions: 2
Returning Officer's office: 2/36 Boyd Circuit, Parkes NSW 2870	

Public registers: View the registers of candidates, groups, third-party campaigners, parties, party agents, senior office holders, associated entities and official agents, third-party lobbyists, and non-prohibited donors for the 2024 NSW Local Government elections on the [NSW Electoral Commission's website](#).

City of Parramatta Council



Parramatta election summary

Divided council: Dundas Ward | Epping Ward | North Rocks Ward | Parramatta Ward | Rosehill Ward

Type of election conducted: Councillor (election of 15 councillors, 3 from each ward)

Council enrolment: 145,578 **Residential roll:** 145,565 **Non-residential roll:** 13

Apparent failure to vote notices issued: 17,452 (12% of the residential roll)

Councillor election

Councillor election total votes: 122,691 **Formal:** 116,882 **Informal:** 5,809 **Formality rate:** 95.3%

Participation rate: 85.7%

Formality and participation by ward: **Ward:** Dundas **Formality rate:** 94.5% **Participation rate:** 85.0%

Ward: Epping **Formality rate:** 96.0% **Participation rate:** 89.5% | **Ward:** North Rocks **Formality rate:** 96.0%

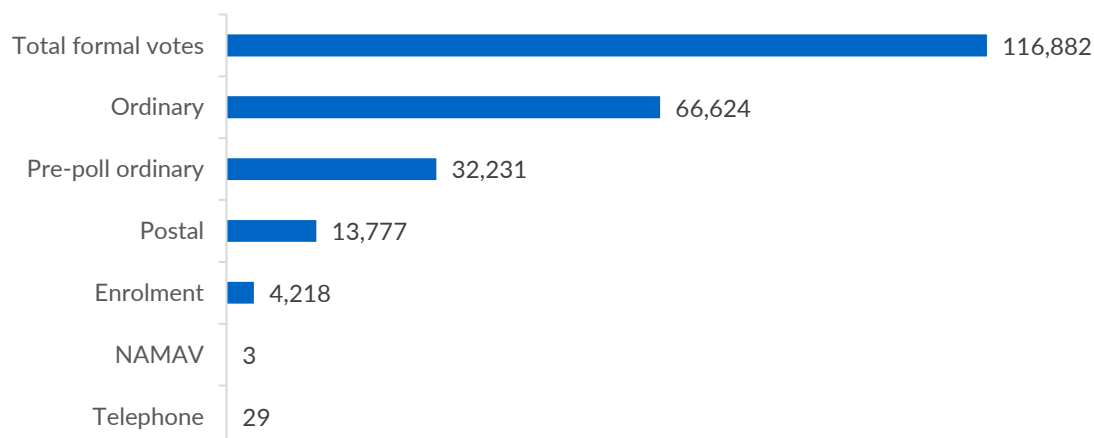
Participation rate: 88.8% **Ward:** Parramatta **Formality rate:** 95.0% **Participation rate:** 84.2%

Ward: Rosehill **Formality rate:** 94.8% **Participation rate:** 80.8%

Elected councillors (alphabetical by surname, by ward)

Ward	Councillor name	Affiliation
Parramatta Dundas	DARLEY Kellie	Community Champions
Parramatta Dundas	ELLARD Anthony	Australian Labor Party (NSW Branch)
Parramatta Dundas	RAFFOUL Tanya	The Liberal Party Of Australia, New South Wales Division
Parramatta Epping	CHEN Xiao (Charles)	Lorraine Wearne Independents
Parramatta Epping	MACLEAN Cameron	Australian Labor Party (NSW Branch)
Parramatta Epping	PILLAMARRI Sreeni	The Liberal Party Of Australia, New South Wales Division
Parramatta North Rocks	FRENCH Hayley	Australian Labor Party (NSW Branch)
Parramatta North Rocks	JEFFREY Manning	The Liberal Party Of Australia, New South Wales Division
Parramatta North Rocks	VALJAK Georgina	The Liberal Party Of Australia, New South Wales Division
Parramatta Parramatta	GREENWOOD Judy	The Greens NSW
Parramatta Parramatta	PANDEY Sameer	Australian Labor Party (NSW Branch)
Parramatta Parramatta	ZAITER Martin	The Liberal Party Of Australia, New South Wales Division
Parramatta Rosehill	ISSA Steven	The Liberal Party Of Australia, New South Wales Division
Parramatta Rosehill	NG Michael	Australian Labor Party (NSW Branch)
Parramatta Rosehill	PROCIV Patricia	Australian Labor Party (NSW Branch)

Formal votes cast by vote type for the councillor election



Councillor candidate nominations (alphabetical by surname, by ward)

Ward	Name	Affiliation
Parramatta Dundas	BUTCHER Wayne	Our Local Community
Parramatta Dundas	CHEN Siok Eng	Australian Labor Party (NSW Branch)
Parramatta Dundas	DAHER Sam	Australian Labor Party (NSW Branch)
Parramatta Dundas	DARLEY Kellie	Community Champions
Parramatta Dundas	ELLARD Anthony	Australian Labor Party (NSW Branch)
Parramatta Dundas	GARRARD Michelle	Our Local Community
Parramatta Dundas	OLIVE William	The Liberal Party Of Australia, New South Wales Division
Parramatta Dundas	PARK Brian	The Liberal Party Of Australia, New South Wales Division
Parramatta Dundas	RAFFOUL Tanya	The Liberal Party Of Australia, New South Wales Division
Parramatta Dundas	SUAPOPO Tania	Community Champions
Parramatta Dundas	WHEELER Liz	Community Champions
Parramatta Dundas	WU Xiaohua (Kevin)	Our Local Community
Parramatta Epping	BRAUN Adam	The Greens NSW
Parramatta Epping	CHEN Min	Lorraine Wearne Independents
Parramatta Epping	CHEN Xiao (Charles)	Lorraine Wearne Independents
Parramatta Epping	EDINGTON Sophie	The Greens NSW
Parramatta Epping	HENDRY John	Australian Labor Party (NSW Branch)
Parramatta Epping	JIMA Violet	The Liberal Party Of Australia, New South Wales Division
Parramatta Epping	KING Matthew	Lorraine Wearne Independents
Parramatta Epping	MACLEAN Cameron	Australian Labor Party (NSW Branch)

Ward	Name	Affiliation
Parramatta Epping	MAHMUD Roushan	Australian Labor Party (NSW Branch)
Parramatta Epping	MAWASS Taj	The Liberal Party Of Australia, New South Wales Division
Parramatta Epping	NG Natalie	Community Champions
Parramatta Epping	O'NEILL Astrid	The Greens NSW
Parramatta Epping	PERRY Penelope	Community Champions
Parramatta Epping	PILLAMARRI Sreeni	The Liberal Party Of Australia, New South Wales Division
Parramatta Epping	TURNBULL Korinda	Community Champions
Parramatta North Rocks	FRENCH Hayley	Australian Labor Party (NSW Branch)
Parramatta North Rocks	GILBERTSON Ian	The Liberal Party Of Australia, New South Wales Division
Parramatta North Rocks	JEFFREY Manning	The Liberal Party Of Australia, New South Wales Division
Parramatta North Rocks	KASSOUA Heba	Australian Labor Party (NSW Branch)
Parramatta North Rocks	KEANE Stephanie	Community Champions
Parramatta North Rocks	METZGER Otto	Our Local Community
Parramatta North Rocks	MILINKOVIC Florencia	Community Champions
Parramatta North Rocks	MULDER Justin	Community Champions
Parramatta North Rocks	NIKOLAIDIS Nick	Australian Labor Party (NSW Branch)
Parramatta North Rocks	VALJAK Georgina	The Liberal Party Of Australia, New South Wales Division
Parramatta North Rocks	WALKOM Robyn	Our Local Community
Parramatta North Rocks	WANG Ronghui (Donna)	Our Local Community
Parramatta Parramatta	BRADLEY Phil	The Greens NSW
Parramatta Parramatta	CHHOEU Simon	The Liberal Party Of Australia, New South Wales Division
Parramatta Parramatta	GARRARD Jason	Our Local Community
Parramatta Parramatta	GREEN Henry	Our Local Community
Parramatta Parramatta	GREENWOOD Judy	The Greens NSW
Parramatta Parramatta	JACKSON Stewart	The Greens NSW
Parramatta Parramatta	JUAREZ Janette	Libertarian Party (Formerly Liberal Democrats)
Parramatta Parramatta	MAITRA Prabir	Australian Labor Party (NSW Branch)
Parramatta Parramatta	PANDEY Sameer	Australian Labor Party (NSW Branch)
Parramatta Parramatta	REBASE Anthony	Libertarian Party (Formerly Liberal Democrats)
Parramatta Parramatta	RIOS Charles	Libertarian Party (Formerly Liberal Democrats)
Parramatta Parramatta	ROMANOS Peter	The Liberal Party Of Australia, New South Wales Division
Parramatta Parramatta	SEXTON Alan	Our Local Community

Ward	Name	Affiliation
Parramatta Parramatta	SOWAID Nazira	Australian Labor Party (NSW Branch)
Parramatta Parramatta	ZAITER Martin	The Liberal Party Of Australia, New South Wales Division
Parramatta Rosehill	ALY Heba	Independent
Parramatta Rosehill	CHAKRABORTY Mithun	Australian Labor Party (NSW Branch)
Parramatta Rosehill	CHRISTIAN Jayne	Community Champions
Parramatta Rosehill	GIANN Harry	
Parramatta Rosehill	GUEST Mark Antony	Libertarian Party (Formerly Liberal Democrats)
Parramatta Rosehill	HINDMARSH Karlene	Community Champions
Parramatta Rosehill	ISSA Steven	The Liberal Party Of Australia, New South Wales Division
Parramatta Rosehill	LI Xu	Libertarian Party (Formerly Liberal Democrats)
Parramatta Rosehill	LIM Margie	Community Champions
Parramatta Rosehill	MALKOUN Lee	Our Local Community
Parramatta Rosehill	NG Michael	Australian Labor Party (NSW Branch)
Parramatta Rosehill	NOACK Paul	Independent
Parramatta Rosehill	PROCIV Patricia	Australian Labor Party (NSW Branch)
Parramatta Rosehill	RIOS Elsa	Libertarian Party (Formerly Liberal Democrats)
Parramatta Rosehill	SHARMA Vijay	The Liberal Party Of Australia, New South Wales Division
Parramatta Rosehill	SINGH Jaspreet	Independent
Parramatta Rosehill	SIVIERO Dan	Our Local Community
Parramatta Rosehill	TARABAY Nayden	The Liberal Party Of Australia, New South Wales Division
Parramatta Rosehill	XIAO Mengling (Kelly)	Our Local Community

Candidate nominations rejected/withdrawn: 1 withdrawn Parramatta Ward

Election operations

Number of staff: 447

Number of pre-poll centres: 6

Number of election day polling places: 51

Number of declared institutions: 6

Returning Officer's office: Discovery Space and Basement Mezzanine 5 Parramatta Square, Parramatta NSW 2150

Public registers: View the registers of candidates, groups, third-party campaigners, parties, party agents, senior office holders, associated entities and official agents, third-party lobbyists, and non-prohibited donors for the 2024 NSW Local Government elections on the [NSW Electoral Commission's website](#).



Penrith election summary

Divided council: East Ward | North Ward | South Ward

Type of election conducted: Councillor (election of 15 councillors, 5 from each ward)

Council enrolment (for contested wards): 102,154 **Residential roll:** 102,151 **Non-residential roll:** 3

Apparent failure to vote notices issued: 14,253 (14% of the residential roll)

Councillor election

For Penrith City Council, at the close of nominations, five (5) candidate nominations were accepted for the five (5) councillor positions for East Ward and the election for this ward was uncontested and there was no need for electors to vote. The five (5) candidates for East Ward were declared elected on Saturday, 14 September 2024.

Councillor election total votes (for contested wards): 85,503 **Formal:** 78,282 **Informal:** 7,221 **Formality rate:** 91.6% **Participation rate:** 84.7%

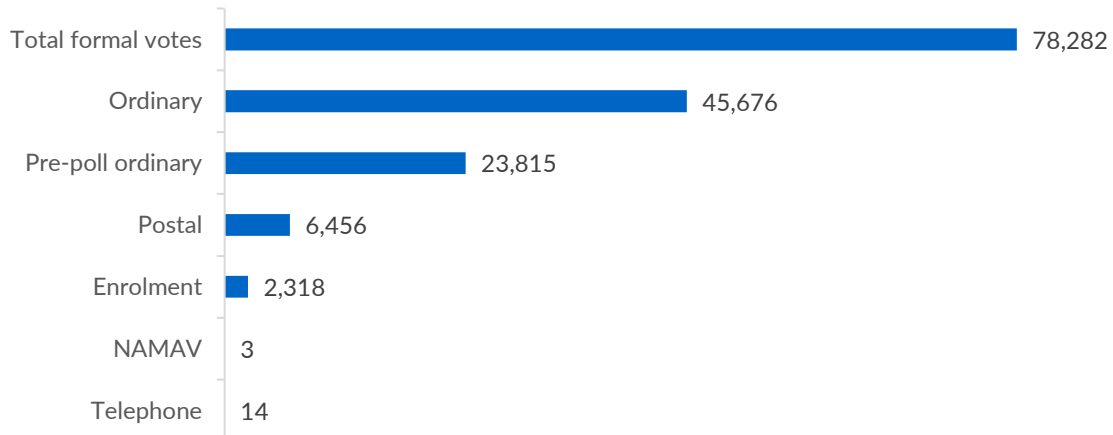
Formality and participation by ward: **Ward: North Formality rate:** 92.2% **Participation rate:** 83.9%

Ward: South Formality rate: 90.9% **Participation rate:** 85.6%

Elected councillors (alphabetical by surname, by ward)

Ward	Councillor name	Affiliation
Penrith East	AUSTIN Libby	Australian Labor Party (NSW Branch)
Penrith East	CARNEY Todd	Australian Labor Party (NSW Branch)
Penrith East	KAUR Sarbjeet	Australian Labor Party (NSW Branch)
Penrith East	MIFSUD Edwin	Australian Labor Party (NSW Branch)
Penrith East	THAIN Garion	Australian Labor Party (NSW Branch)
Penrith North	COOK Robin	Australian Labor Party (NSW Branch)
Penrith North	FOWLER Ross	The Liberal Party Of Australia, New South Wales Division
Penrith North	GARDINER Glenn	Independent
Penrith North	NUTTALL Reece	The Liberal Party Of Australia, New South Wales Division
Penrith North	THAIN John	Australian Labor Party (NSW Branch)
Penrith South	BOERST Kirstie	Australian Labor Party (NSW Branch)
Penrith South	DAY Sue	Independent
Penrith South	McLEAN Hollie	Australian Labor Party (NSW Branch)
Penrith South	POLLAK Vanessa	Libertarian Party (Formerly Liberal Democrats)
Penrith South	SKINNER Faithe	Independent

Formal votes cast by vote type for the councillor election



Councillor candidate nominations (alphabetical by surname, by ward)

Ward	Name	Affiliation
Penrith East	AUSTIN Libby	Australian Labor Party (NSW Branch)
Penrith East	CARNEY Todd	Australian Labor Party (NSW Branch)
Penrith East	KAUR Sarbjeet	Australian Labor Party (NSW Branch)
Penrith East	MIFSUD Edwin	Australian Labor Party (NSW Branch)
Penrith East	THAIN Garion	Australian Labor Party (NSW Branch)
Penrith North	ABDUL Zeeshan	The Greens NSW
Penrith North	BEST Nick	The Greens NSW
Penrith North	CARDWELL Amanda	Independent
Penrith North	CARDWELL Ross	Independent
Penrith North	COOK Robin	Australian Labor Party (NSW Branch)
Penrith North	CRAMERI Kevin	Independent
Penrith North	CURTIS Elizabeth	Independent
Penrith North	FLETCHER Julie	The Liberal Party Of Australia, New South Wales Division
Penrith North	FOWLER Ross	The Liberal Party Of Australia, New South Wales Division
Penrith North	FOX Laine	Australian Labor Party (NSW Branch)
Penrith North	GARDINER Glenn	Independent
Penrith North	GOLDING Dennis	The Liberal Party Of Australia, New South Wales Division
Penrith North	GOLDING Enid	The Liberal Party Of Australia, New South Wales Division
Penrith North	GRIGGS Damian	Independent
Penrith North	HULLS Bradley	Australian Labor Party (NSW Branch)
Penrith North	JAFFERY Shafaq	The Greens NSW

Ward	Name	Affiliation
Penrith North	MAURICE David	The Greens NSW
Penrith North	MONTELEONE Josie	Independent
Penrith North	MURPHY Barbara	Independent
Penrith North	NUTTALL Reece	The Liberal Party Of Australia, New South Wales Division
Penrith North	QUINLIVAN Kyra	Australian Labor Party (NSW Branch)
Penrith North	RAJAGOPALAN Geetha	Independent
Penrith North	THAIN John	Australian Labor Party (NSW Branch)
Penrith North	THAKKAR Varun	Independent
Penrith North	WILSON Jacquie	The Greens NSW
Penrith South	BATES Neal	Independent
Penrith South	BOERST Kirstie	Australian Labor Party (NSW Branch)
Penrith South	CARROLL Rebecca	Independent
Penrith South	DAY Sue	Independent
Penrith South	FORDHAM Lorraine	Australian Labor Party (NSW Branch)
Penrith South	FRASER Jason	Libertarian Party (Formerly Liberal Democrats)
Penrith South	HEARNE Mitchell	Australian Labor Party (NSW Branch)
Penrith South	McLEAN Hollie	Australian Labor Party (NSW Branch)
Penrith South	PERICICH Vanessa	Libertarian Party (Formerly Liberal Democrats)
Penrith South	POLLAK Vanessa	Libertarian Party (Formerly Liberal Democrats)
Penrith South	SINGH Mohinder	Australian Labor Party (NSW Branch)
Penrith South	SKINNER Faithe	Independent
Penrith South	TOPP Jo-Anne	Independent
Penrith South	VINCENT Lain	Libertarian Party (Formerly Liberal Democrats)
Penrith South	VINES Roxanne	Libertarian Party (Formerly Liberal Democrats)

Candidate nominations rejected/withdrawn: 1 rejected (East Ward)

Election operations

Number of staff: 354

Number of pre-poll centres: 5

Number of election day polling places: 37

Number of declared institutions: 10

Returning Officer's office: Unit 1-2, 19 Hickeys Road, Penrith NSW 2750

Public registers: View the registers of candidates, groups, third-party campaigners, parties, party agents, senior office holders, associated entities and official agents, third-party lobbyists, and non-prohibited donors for the 2024 NSW Local Government elections on the [NSW Electoral Commission's website](#).



Port Macquarie-Hastings election summary

Undivided council

Type of election conducted: Councillor (election of 8 councillors) | Mayor | Referendum

Council enrolment: 70,011 Residential roll: 70,009 Non-residential roll: 2

Apparent failure to vote notices issued: 8,024 (11.5% of the residential roll)

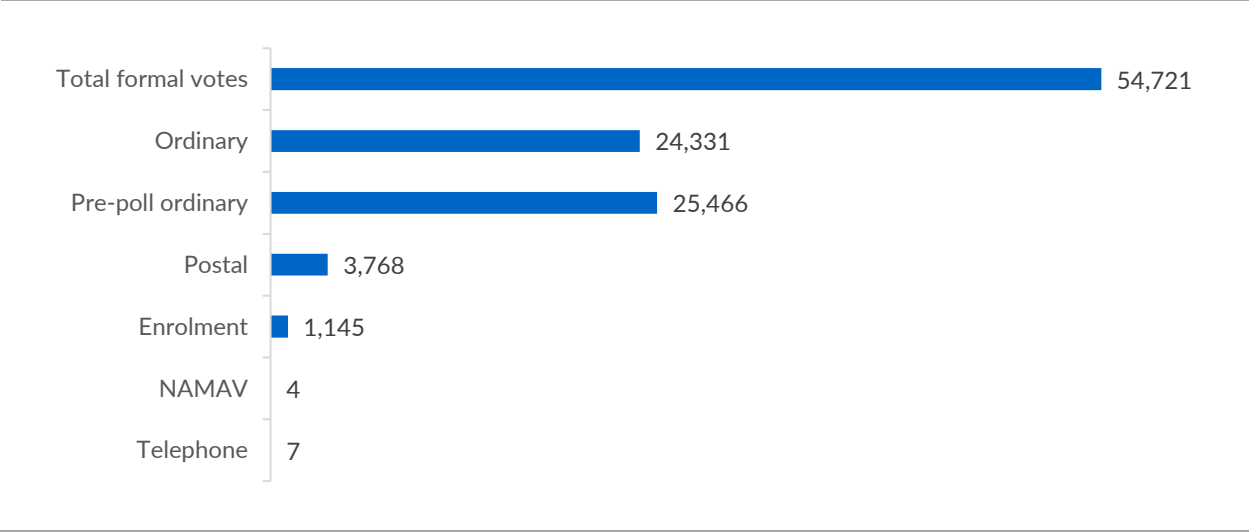
Councillor election

Councillor election total votes: 59,589 Formal: 54,721 Informal: 4,868 Formality rate: 91.8%
Participation rate: 85.9%

Elected councillors (alphabetical by surname)

Councillor name	Affiliation
EDWARDS Lauren	The Greens NSW
HORNSHAW Mark	Libertarian Party (Formerly Liberal Democrats)
INTEMANN Lisa	Independent
KIRKMAN Chris	Independent
LIPOVAC Nik	Independent
MALTMAN Danielle	Independent
SHEPPARD Rachel	Independent
TUBMAN Hamish	Australian Labor Party (NSW Branch)

Formal votes cast by vote type for the councillor election



Councillor candidate nominations (alphabetical by surname)

Name	Affiliation
APANUI Donald (DJ)	Independent
BAILEY Jon	Independent
BAKER Susan	Australian Labor Party (NSW Branch)
BIRD David	Libertarian Party (Formerly Liberal Democrats)
COETZER Breelin	Libertarian Party (Formerly Liberal Democrats)
COOPER Deborah	Libertarian Party (Formerly Liberal Democrats)
CREPAZ Ellen	Independent
EDWARDS Lauren	The Greens NSW
ELBOURNE Linda	Independent
GAREL Luke	Independent
HORNSHAW Mark	Libertarian Party (Formerly Liberal Democrats)
INTEMANN Lisa	Independent
KIRKMAN Chris	Independent
LIPOVAC Nik	Independent
MALTMAN Danielle	Independent
MILLAR Reginald	Australian Labor Party (NSW Branch)
MITCHELL Leslie	The Greens NSW
McINTYRE Jane	The Greens NSW
NEAL Lorna	Australian Labor Party (NSW Branch)
O'BRIEN Evan	Independent
ROBERTS Adam	Independent
SEARLE Kingsley	Independent
SHEPPARD Rachel	Independent
SLADE Josh	Independent
STACE Duane	Libertarian Party (Formerly Liberal Democrats)
TUBMAN Hamish	Australian Labor Party (NSW Branch)
VAN DER LEY Kylie	Independent
WATSON Stuart	The Greens NSW

Candidate nominations rejected/withdrawn: 1 rejected

Mayoral election

Mayoral election total votes: 59,587 **Formal:** 55,708 (93.5%) **Informal:** 3,879 (6.5%) **Participation rate:** 85.9%

Elected mayor: ROBERTS Adam, Independent

Mayoral candidate nominations (alphabetical by surname)

Name	Affiliation
EDWARDS Lauren	The Greens NSW
HORNSHAW Mark	Libertarian Party (Formerly Liberal Democrats)
LIPOVAC Nik	Independent
ROBERTS Adam	Independent

Constitutional referendum

Referendum question: Do you favour a reduction in the number of Port Macquarie-Hastings Councillors from nine to seven, consisting of the Mayor and six Councillors?

Referendum outcome: Yes (Yes: 51.9%; No: 48.1%)

Election operations

Number of staff: 221

Number of pre-poll centres: 6

Number of election day polling places: 28

Number of declared institutions: 14

Returning Officer's office: 216 Hastings River Drive, Port Macquarie NSW 2444

Public registers: View the registers of candidates, groups, third-party campaigners, parties, party agents, senior office holders, associated entities and official agents, third-party lobbyists, and non-prohibited donors for the 2024 NSW Local Government elections on the [NSW Electoral Commission's website](#).



Port Stephens election summary

Divided council: Central Ward | East Ward | West Ward

Type of election conducted: Councillor (election of 9 councillors, 3 from each ward) | Mayor

Council enrolment: 60,182 Residential roll: 60,168 Non-residential roll: 14

Apparent failure to vote notices issued: 7,177 (11.9% of the residential roll)

Councillor election

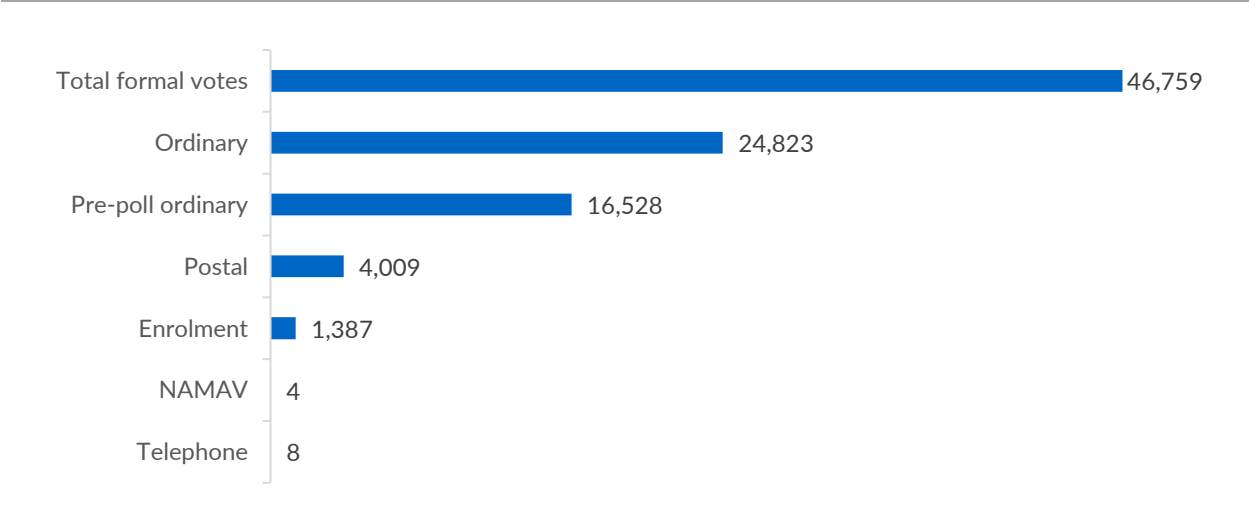
Councillor election total votes: 51,081 Formal: 46,759 Informal: 4,322 Formality rate: 91.5%
Participation rate: 86%

Formality and participation by ward: Ward: Central Formality rate: 90.5% Participation rate: 86.2% | Ward: East
Formality rate: 93.6% Participation rate: 86.3% | Ward: West Formality rate: 90.7% Participation rate: 85.5%

Elected councillors (alphabetical by surname, by ward)

Ward	Councillor name	Affiliation
Port Stephens Central	DOOHAN Chris	Independent
Port Stephens Central	NILAND Ben	Independent
Port Stephens Central	WELLS Jason	Australian Labor Party (NSW Branch)
Port Stephens East	ARMSTRONG Roz	Australian Labor Party (NSW Branch)
Port Stephens East	ERRINGTON Nathan	The Liberal Party Of Australia, New South Wales Division
Port Stephens East	WATSON Mark	Independent
Port Stephens West	ARNOTT Giacomo	Australian Labor Party (NSW Branch)
Port Stephens West	FRANCIS Peter	Australian Labor Party (NSW Branch)
Port Stephens West	LE MOTTEE Paul	Independent

Formal votes cast by vote type for the councillor election



Councillor candidate nominations (alphabetical by surname, by ward)

Ward	Name	Affiliation
Port Stephens Central	ASHPOLE Nathan	Independent
Port Stephens Central	COLLING Rosanne	Independent
Port Stephens Central	DOOHAN Chris	Independent
Port Stephens Central	DOOHAN Jaike	Independent
Port Stephens Central	HAMMOND Kelly	Australian Labor Party (NSW Branch)
Port Stephens Central	LEECH Scott	Independent
Port Stephens Central	NILAND Ben	Independent
Port Stephens Central	RABBITT Beverly	Australian Labor Party (NSW Branch)
Port Stephens Central	SCHULTZ Scott	Independent
Port Stephens Central	SUTRIN Neville	Independent
Port Stephens Central	TRINKLER George	Independent
Port Stephens Central	TUCKER Steve	Independent
Port Stephens Central	WELLS Jason	Australian Labor Party (NSW Branch)
Port Stephens East	ADAMSKI Mark	The Greens NSW
Port Stephens East	ANDERSON Leah	Australian Labor Party (NSW Branch)
Port Stephens East	ARMSTRONG Roz	Australian Labor Party (NSW Branch)
Port Stephens East	ERRINGTON Nathan	The Liberal Party Of Australia, New South Wales Division
Port Stephens East	GORING Mackenzie	Australian Labor Party (NSW Branch)
Port Stephens East	GREEN Jamie	Independent
Port Stephens East	McHUGH Geoffrey	The Liberal Party Of Australia, New South Wales Division
Port Stephens East	McHUGH Katy	The Liberal Party Of Australia, New South Wales Division
Port Stephens East	RADFORD Troy	Independent
Port Stephens East	RICH Jane	The Greens NSW
Port Stephens East	SCOTT Kim	The Greens NSW
Port Stephens East	SMART Sharon	Australian Labor Party (NSW Branch)
Port Stephens East	WATSON Mark	Independent
Port Stephens West	ARNOTT Giacomo	Australian Labor Party (NSW Branch)
Port Stephens West	AVNELL Nathan	Independent
Port Stephens West	FRANCIS Peter	Australian Labor Party (NSW Branch)
Port Stephens West	HARRIS Lea	Australian Labor Party (NSW Branch)
Port Stephens West	JONES David	Australian Labor Party (NSW Branch)

Ward	Name	Affiliation
Port Stephens West	KAFER Peter	Independent
Port Stephens West	LE MOTTEE Paul	Independent
Port Stephens West	MOXEY Joshua	Independent
Port Stephens West	ROWE Huxley	Independent
Port Stephens West	SMITH Lea	Independent
Port Stephens West	SNEESBY Sue	Australian Labor Party (NSW Branch)

Mayoral election

Mayor election total votes: 51,109 **Formal:** 48,249 (94.4%) **Informal:** 2,860 (5.6%) **Participation rate:** 86%

Elected mayor: ANDERSON Leah, Australian Labor Party (NSW Branch)

Mayoral candidate nominations (alphabetical by surname)

Name	Affiliation
ANDERSON Leah	Australian Labor Party (NSW Branch)
LE MOTTEE Paul	Independent
WATSON Mark	Independent

Election operations

Number of staff: 203

Number of pre-poll centres: 2

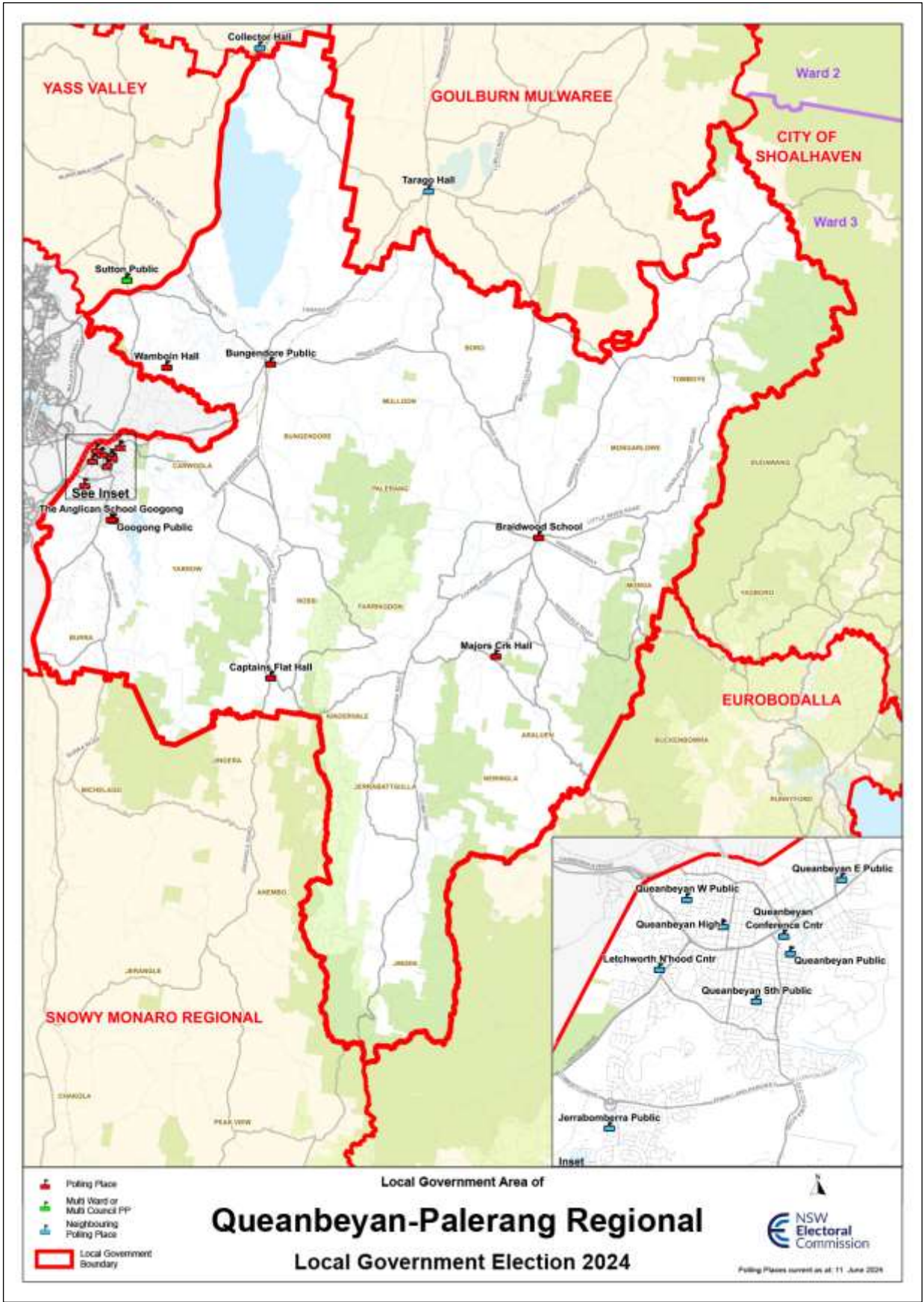
Number of election day polling places: 24

Number of declared institutions: 4

Returning Officer's office: 103 Richardson Road, Raymond Terrace NSW 2324

Public registers: View the registers of candidates, groups, third-party campaigners, parties, party agents, senior office holders, associated entities and official agents, third-party lobbyists, and non-prohibited donors for the 2024 NSW Local Government elections on the [NSW Electoral Commission's website](#).

Queanbeyan-Palerang Regional Council



Queanbeyan-Palerang election summary

Undivided council

Type of election conducted: Councillor (election of 11 councillors)

Council enrolment: 45,335 **Residential roll:** 45,316 **Non-residential roll:** 19

Apparent failure to vote notices issued: 7,171 (15.8% of the residential roll)

Councillor election

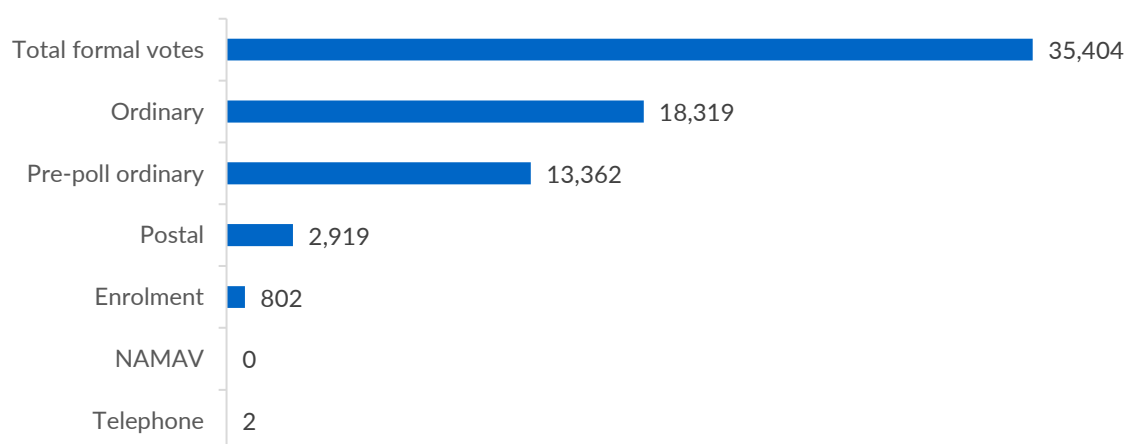
Councillor election total votes: 37,226 **Formal:** 35,404 **Informal:** 1,822 **Formality rate:** 95.1%

Participation rate: 82.9%

Elected councillors (alphabetical by surname)

Councillor name	Affiliation
BROADBENT Morgan	The Liberal Party Of Australia, New South Wales Division
GRUNDY Mareeta	Independent
LIVERMORE Esma	Australian Labor Party (NSW Branch)
MACDONALD Ross	The Liberal Party Of Australia, New South Wales Division
PRESTON John	Australian Labor Party (NSW Branch)
SCHWEIKERT Mark	The Liberal Party Of Australia, New South Wales Division
TASKOVSKI Steve	Independent
WATERHOUSE Bill	Independent
WILLIS Katrina	The Greens NSW
WILSON Bryce	Australian Labor Party (NSW Branch)
WINCHESTER Kenrick	

Formal votes cast by vote type for the councillor election



Councillor candidate nominations (alphabetical by surname)

Name	Affiliation
ABBOTT Natasha	Independent
AGRESTA Frank	Independent
AHMED Hasina	Independent
ANSELL James	The Greens NSW
BAGLEY Michael	Independent
BALDAN Lou	Independent
BROADBENT Morgan	The Liberal Party Of Australia, New South Wales Division
BROWN Wayne	The Liberal Party Of Australia, New South Wales Division
BROWNE Jan	Independent
BUCKMAN Gregory	The Greens NSW
BURTON Louise	The Liberal Party Of Australia, New South Wales Division
CHEEMA Manpreet Singh	Independent
DUCKINOSKI Zoran	Independent
EDWARDS Bec	Independent
EVANS Shelley	Australian Labor Party (NSW Branch)
FAYAQ Bashir	Independent
GARNON Darren	Sustainable Australia Party - Stop Overdevelopment / Corruption
GRAHAM Richard	Independent
GRUNDY Mareeta	Independent
HART Scott	Independent
HICKS Trevor	Independent
HILL Alan	Independent
HOLGATE James	Sustainable Australia Party - Stop Overdevelopment / Corruption
HOLGATE Katrina	Sustainable Australia Party - Stop Overdevelopment / Corruption
IVIMEY Shane	Independent
KEW Samantha	Independent
KIRCHNER Horst	
KIRCHNER Samantha	Independent
KOWALSKI May	Independent
LANGE Johnny	Independent
LAWRENCE Joanne	Independent

Name	Affiliation
LINDBECK Peter	Independent
LIVERMORE Esma	Australian Labor Party (NSW Branch)
MACDONALD Rachael	Independent
MACDONALD Ross	The Liberal Party Of Australia, New South Wales Division
MACWILLIAM Michael	Australian Labor Party (NSW Branch)
MAHER Kathleen	The Greens NSW
MARTIN Dean	Independent
MCKITTRICK Todd	Independent
NICHOLSON Timothy	Australian Labor Party (NSW Branch)
O'BRIEN Bonnie	
PRESCOTT Kylie	Independent
PRESTON John	Australian Labor Party (NSW Branch)
RAYNER Tony	Independent
RAYNOLDS Walter	Independent
REYNOLDS John	Sustainable Australia Party - Stop Overdevelopment / Corruption
RINALDI Sian	Independent
ROONEY Tonya	The Greens NSW
ROYDS Margaret	The Liberal Party Of Australia, New South Wales Division
SACHSE Margot	Independent
SCATTERGOOD Rachel	Independent
SCHWARTZ Robert	The Liberal Party Of Australia, New South Wales Division
SCHWEIKERT Mark	The Liberal Party Of Australia, New South Wales Division
SNARE Philip	Sustainable Australia Party - Stop Overdevelopment / Corruption
SOUTH Barrina	Australian Labor Party (NSW Branch)
TASKOVSKI Steve	Independent
TERNOUTH Jacqueline	The Liberal Party Of Australia, New South Wales Division
THOMPSON Michael	Sustainable Australia Party - Stop Overdevelopment / Corruption
TINE Alex	Independent
TIPA Shane	Independent
TRAJANOSKI Velice (Vic)	Independent
TRAN Charles	Independent
WATERHOUSE Bill	Independent

Name	Affiliation
WEBB Jason	Independent
WILLIS Katrina	The Greens NSW
WILSON Bryce	Australian Labor Party (NSW Branch)
WINCHESTER Kenrick	
WOOD Tony	Independent
WOODS Antoni (Billie)	Independent
WOOLDRIDGE Simon	The Greens NSW

Election operations

Number of staff: 158

Number of pre-poll centres: 4

Number of election day polling places: 16

Number of declared institutions: 3

Returning Officer's office: 262 Crawford Street, Queanbeyan NSW 2620

Public registers: View the registers of candidates, groups, third-party campaigners, parties, party agents, senior office holders, associated entities and official agents, third-party lobbyists, and non-prohibited donors for the 2024 NSW Local Government elections on the [NSW Electoral Commission's website](#).

Randwick City Council



Randwick election summary

Divided council: Central Ward | East Ward | North Ward | South Ward | West Ward

Type of election conducted: Councillor (election of 15 councillors, 3 from each ward)

Council enrolment: 89,080 **Residential roll:** 89,074 **Non-residential roll:** 6

Apparent failure to vote notices issued: 13,842 (15.5% of the residential roll)

Councillor election

Councillor election total votes: 70,706 **Formal:** 67,952 **Informal:** 2,754 **Formality rate:** 96.1%

Participation rate: 80.5%

Formality and participation by ward: **Ward: Central Formality rate:** 95.6% **Participation rate:** 81.1%

Ward: East Formality rate: 96.4% **Participation rate:** 77.6% | **Ward: North Formality rate:** 97.1%

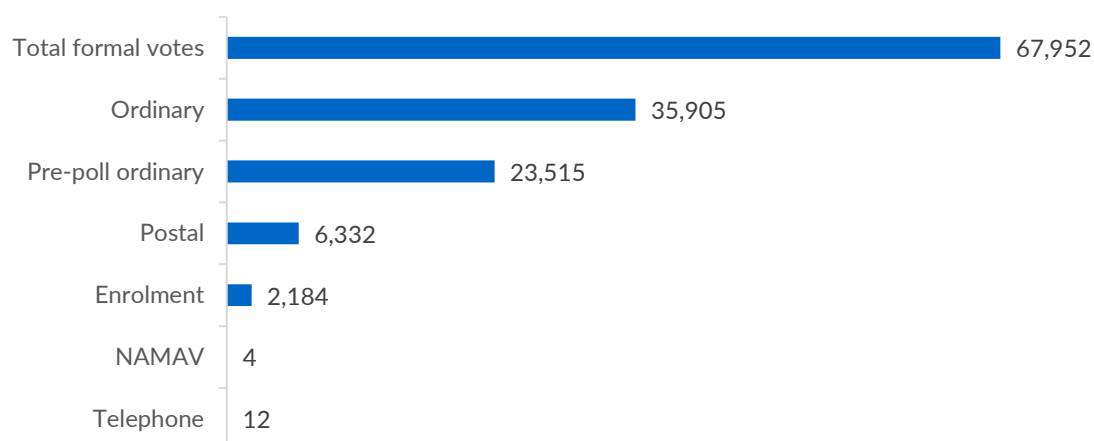
Participation rate: 79.1% | **Ward: South Formality rate:** 95.4% **Participation rate:** 84.3%

Ward: West Formality rate: 96.1% **Participation rate:** 79.9%

Elected councillors (alphabetical by surname, by ward)

Ward	Councillor name	Affiliation
Randwick Central	GORDON Dexter	Australian Labor Party (NSW Branch)
Randwick Central	PARKER Dylan	Australian Labor Party (NSW Branch)
Randwick Central	ROSENFELD Daniel	The Liberal Party Of Australia, New South Wales Division
Randwick East	ASGARI Masoomah	The Greens NSW
Randwick East	MARTIN Carolyn	The Liberal Party Of Australia, New South Wales Division
Randwick East	WILSON Marea	Australian Labor Party (NSW Branch)
Randwick North	HAMILTON Christie	The Liberal Party Of Australia, New South Wales Division
Randwick North	MAGNER Aaron	Australian Labor Party (NSW Branch)
Randwick North	WILLINGTON Clare	The Greens NSW
Randwick South	BURST Bill	The Liberal Party Of Australia, New South Wales Division
Randwick South	D'SOUZA Noel	Independent
Randwick South	SAID Danny	Australian Labor Party (NSW Branch)
Randwick West	HAY Andrew	The Liberal Party Of Australia, New South Wales Division
Randwick West	LUXFORD Alexandra	Australian Labor Party (NSW Branch)
Randwick West	VEITCH Philipa	The Greens NSW

Formal votes cast by vote type for the councillor election



Councillor candidate nominations (alphabetical by surname, by ward)

Ward	Name	Affiliation
Randwick Central	ARNFIELD David	The Liberal Party Of Australia, New South Wales Division
Randwick Central	BEVES Jonathon	The Greens NSW
Randwick Central	CHAPPLE Kym	The Greens NSW
Randwick Central	FERNANDO Anna	The Liberal Party Of Australia, New South Wales Division
Randwick Central	GORDON Dexter	Australian Labor Party (NSW Branch)
Randwick Central	KLEVANSKY Tanna	Australian Labor Party (NSW Branch)
Randwick Central	MOLLISON James	The Greens NSW
Randwick Central	PARKER Dylan	Australian Labor Party (NSW Branch)
Randwick Central	ROSENFELD Daniel	The Liberal Party Of Australia, New South Wales Division
Randwick East	ASGARI Masoomah	The Greens NSW
Randwick East	ATHERTON Michael	The Greens NSW
Randwick East	BELCHER Lisa	The Liberal Party Of Australia, New South Wales Division
Randwick East	CUNNINGHAM Patrick	Australian Labor Party (NSW Branch)
Randwick East	GILTINAN James	The Liberal Party Of Australia, New South Wales Division
Randwick East	MARTIN Carolyn	The Liberal Party Of Australia, New South Wales Division
Randwick East	SMITH Wendy	The Greens NSW
Randwick East	SUMMERS Katherine	Australian Labor Party (NSW Branch)
Randwick East	WILSON Marea	Australian Labor Party (NSW Branch)
Randwick North	BEAUMONT Katharine	The Liberal Party Of Australia, New South Wales Division
Randwick North	DAVIS Stuart	The Greens NSW
Randwick North	FITZGERALD Maureen	The Greens NSW
Randwick North	GRIFFIN Louise	Australian Labor Party (NSW Branch)

Ward	Name	Affiliation
Randwick North	HAMILTON Christie	The Liberal Party Of Australia, New South Wales Division
Randwick North	MAGNER Aaron	Australian Labor Party (NSW Branch)
Randwick North	TREACY-MACLEAN Madeleine	Australian Labor Party (NSW Branch)
Randwick North	WILLINGTON Clare	The Greens NSW
Randwick North	YOUNG Jason	The Liberal Party Of Australia, New South Wales Division
Randwick South	ANTOINE Annick	Independent
Randwick South	BURST Bill	The Liberal Party Of Australia, New South Wales Division
Randwick South	D'SOUZA Noel	Independent
Randwick South	DA ROCHA Carlos	Independent
Randwick South	HUTCHISON Susan	Australian Labor Party (NSW Branch)
Randwick South	KEOGH Daniel	The Greens NSW
Randwick South	LEE Yuen	The Liberal Party Of Australia, New South Wales Division
Randwick South	MORGAN David	The Liberal Party Of Australia, New South Wales Division
Randwick South	ONYX Jennifer	The Greens NSW
Randwick South	SAID Danny	Australian Labor Party (NSW Branch)
Randwick South	SHORE Katelyn	Australian Labor Party (NSW Branch)
Randwick South	WESTON Russell	The Greens NSW
Randwick West	BRYAN Simeon	The Greens NSW
Randwick West	BULL Ivan	Australian Labor Party (NSW Branch)
Randwick West	HAY Andrew	The Liberal Party Of Australia, New South Wales Division
Randwick West	JENKINS-FLINT Jennifer	The Greens NSW
Randwick West	LUXFORD Alexandra	Australian Labor Party (NSW Branch)
Randwick West	LUXFORD Yanni	Australian Labor Party (NSW Branch)
Randwick West	SMALLBONE David	The Liberal Party Of Australia, New South Wales Division
Randwick West	TAN Grace	The Liberal Party Of Australia, New South Wales Division
Randwick West	VEITCH Philpa	The Greens NSW

Election operations

Number of staff: 286

Number of pre-poll centres: 4

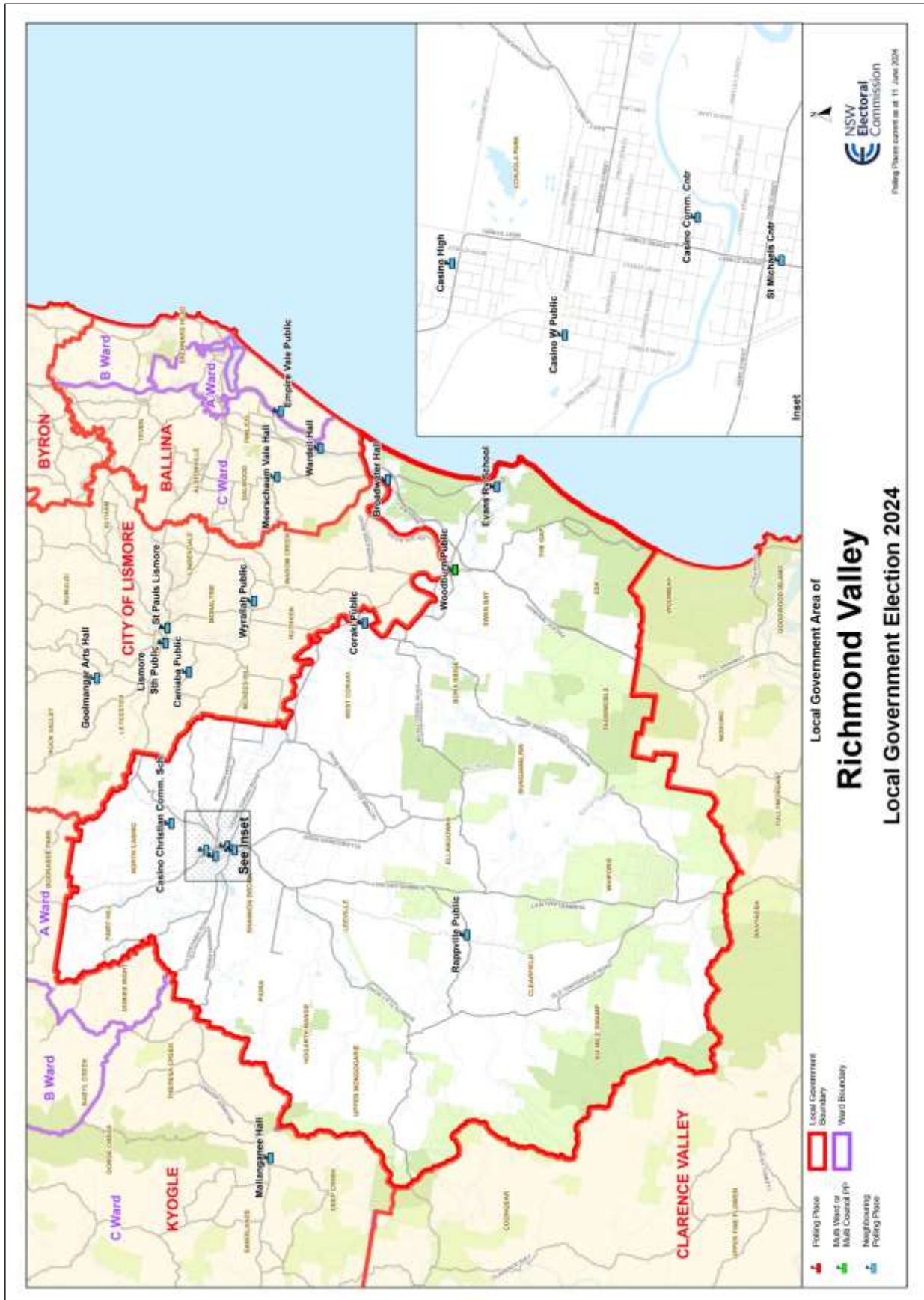
Number of election day polling places: 31

Number of declared institutions: 12

Returning Officer's office: 90 Avoca Street, Randwick NSW 2031

Public registers: View the registers of candidates, groups, third-party campaigners, parties, party agents, senior office holders, associated entities and official agents, third-party lobbyists, and non-prohibited donors for the 2024 NSW Local Government elections on the [NSW Electoral Commission's website](#).

Richmond Valley Council



Richmond Valley election summary

Undivided council

Type of election conducted: Councillor (election of 6 councillors) | Mayor

Council enrolment: 16,721 **Residential roll:** 16,720 **Non-residential roll:** 1

Apparent failure to vote notices issued: 1,923 (11.5% of the residential roll)

Councillor election

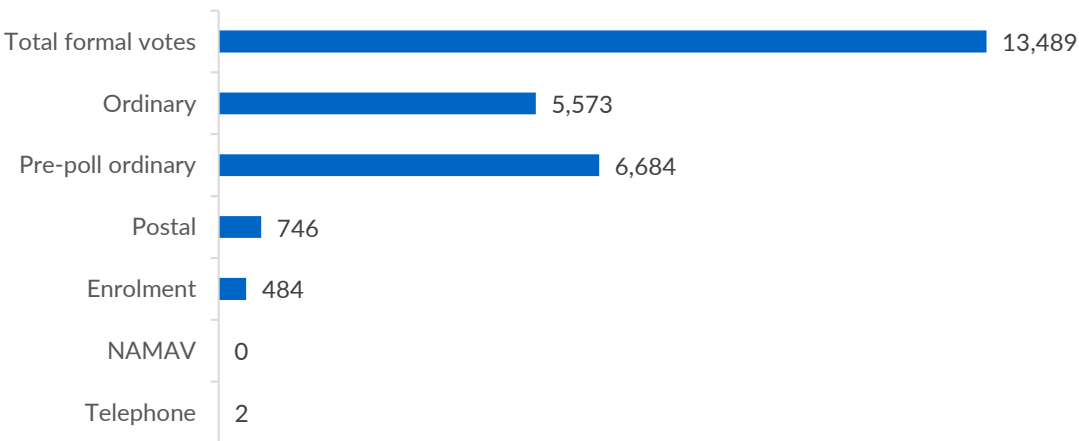
Councillor election total votes: 14,533 **Formal:** 13,489 **Informal:** 1,044 **Formality rate:** 92.8%

Participation rate: 87.9%

Elected councillors (alphabetical by surname)

Councillor name	Affiliation
CORNISH Samuel	Independent
DUNCAN-HUMPHRYS Sandra	Independent
HAYES Robert	Independent
MORRISSEY Stephen	Independent
MURRAY Lyndall	Independent
WALKER John	

Formal votes cast by vote type for the councillor election



Councillor candidate nominations (alphabetical by surname)

Name	Affiliation
ALLIS Samuel	Independent
ARTHUR Rachel	
BARKER Simone	Independent
BRERETON Scott	
CORNISH Samuel	Independent
DREW William	Independent
DUNCAN-HUMPHRYS Sandra	Independent
GENGE Neale	
GEORGE Stuart	
HAYES Robert	Independent
KNOX Tracey	Independent
LUKE Hanabeth	Independent
MAUNDER Kylie	Independent
MORRISSEY Stephen	Independent
MURRAY Lyndall	Independent
MUSTOW Robert	Independent
McGILLAN Debra	Independent
O'REILLY Kylie	Independent
RAYNER Bianca	Independent
SCULLY Nathan	Independent
SIMPSON Daniel	Independent
TOOHEY Anne	
WALKER John	

Mayoral election

Mayor election total votes: 14,516 **Formal:** 13,772 (94.9%) **Informal:** 744 (5.1%) **Participation rate:** 87.8%

Elected mayor: MUSTOW Robert, Independent

Mayoral candidate nominations (alphabetical by surname)

Name	Affiliation
HAYES Robert	Independent
MURRAY Lyndall	Independent
WALKER John	
MUSTOW Robert	Independent

Election operations

Number of staff: 86

Number of pre-poll centres: 2

Number of election day polling places: 10

Number of declared institutions: 1

Returning Officer's office: 23 Cedar Street, Evans Head NSW 2473

Public registers: View the registers of candidates, groups, third-party campaigners, parties, party agents, senior office holders, associated entities and official agents, third-party lobbyists, and non-prohibited donors for the 2024 NSW Local Government elections on the [NSW Electoral Commission's website](#).



Ryde election summary

Divided council: Central Ward | East Ward | West Ward

Type of election conducted: Councillor (election of 12 councillors, 4 from each ward) | Mayor

Council enrolment: 80,234 **Residential roll:** 80,228 **Non-residential roll:** 6

Apparent failure to vote notices issued: 7,970 (9.9% of the residential roll)

Councillor election

Councillor election total votes: 69,025 **Formal:** 64,790 **Informal:** 4,235 **Formality rate:** 93.9%

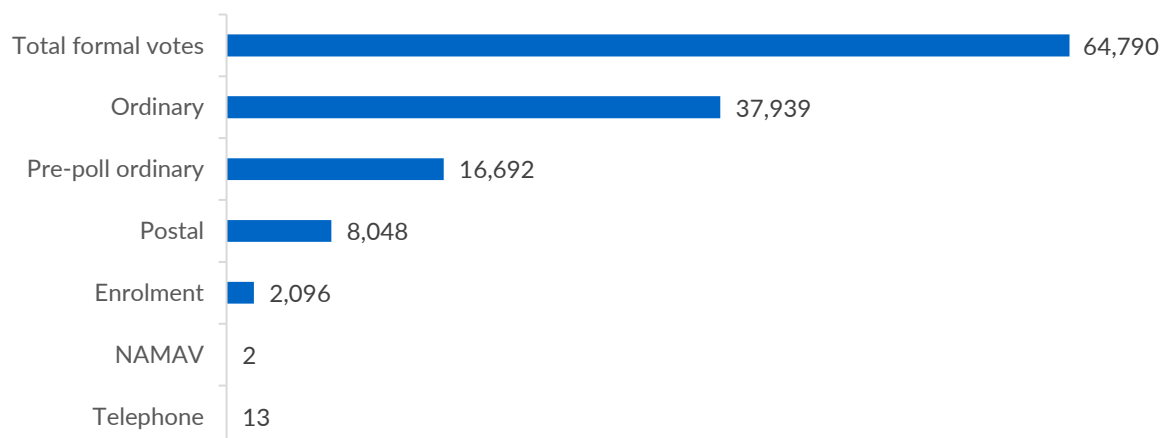
Participation rate: 87.5%

Formality and participation by ward: **Ward: Central** **Formality rate:** 94.0% **Participation rate:** 86.7% | **Ward: East** **Formality rate:** 93.8% **Participation rate:** 87.6% | **Ward: West** **Formality rate:** 93.8% **Participation rate:** 88.2%

Elected councillors (alphabetical by surname, by ward)

Ward	Councillor name	Affiliation
Ryde Central	DESHPANDE Shweta	The Liberal Party Of Australia, New South Wales Division
Ryde Central	HAN Daniel	The Liberal Party Of Australia, New South Wales Division
Ryde Central	HOWISON Lyndal	Australian Labor Party (NSW Branch)
Ryde Central	KORDROSTAMI Tina	The Greens NSW
Ryde East	ARYA Keanu	The Liberal Party Of Australia, New South Wales Division
Ryde East	LARA-WATSON Sophie	The Liberal Party Of Australia, New South Wales Division
Ryde East	MAGGIO Roy	Independent
Ryde East	PEDERSEN Penny	Australian Labor Party (NSW Branch)
Ryde West	LAST Cameron	The Liberal Party Of Australia, New South Wales Division
Ryde West	LI Justin	The Liberal Party Of Australia, New South Wales Division
Ryde West	LO Felix	Australian Labor Party (NSW Branch)
Ryde West	TRACEY Kathy	The Liberal Party Of Australia, New South Wales Division

Formal votes cast by vote type for the councillor election



Councillor candidate nominations (alphabetical by surname, by ward)

Ward	Name	Affiliation
Ryde Central	ARAKELIAN Armen	The Liberal Party Of Australia, New South Wales Division
Ryde Central	BROWN John	The Greens NSW
Ryde Central	DESHPANDE Shweta	The Liberal Party Of Australia, New South Wales Division
Ryde Central	GEORGE Louis	Independent
Ryde Central	GRINTER-CUMMINS Nicholas	The Greens NSW
Ryde Central	HAJJAR Meray	Independent
Ryde Central	HAN Daniel	The Liberal Party Of Australia, New South Wales Division
Ryde Central	HOWISON Lyndal	Australian Labor Party (NSW Branch)
Ryde Central	KORDROSTAMI Tina	The Greens NSW
Ryde Central	KUGA Milo	Australian Labor Party (NSW Branch)
Ryde Central	LANE Madison	The Liberal Party Of Australia, New South Wales Division
Ryde Central	LINTON-SIMPKINS Bailey	Australian Labor Party (NSW Branch)
Ryde Central	LUCA Cosmin	The Greens NSW
Ryde Central	POWELL Kathleen	Australian Labor Party (NSW Branch)
Ryde Central	RIZK Jennifer	Independent
Ryde Central	RIZK Nicole	Independent
Ryde East	ARYA Keanu	The Liberal Party Of Australia, New South Wales Division
Ryde East	AZIZI Nasrin	Australian Labor Party (NSW Branch)
Ryde East	BROWN Trenton	The Liberal Party Of Australia, New South Wales Division
Ryde East	CANDY Lina	Independent

Ward	Name	Affiliation
Ryde East	CHIPPENDALE Greg	Independent
Ryde East	JELLY James	Australian Labor Party (NSW Branch)
Ryde East	KRIMIZIS Efi	Independent
Ryde East	LARA-WATSON Sophie	The Liberal Party Of Australia, New South Wales Division
Ryde East	MAGGIO Roy	Independent
Ryde East	OUJANI Jeannette	The Liberal Party Of Australia, New South Wales Division
Ryde East	PEDERSEN Penny	Australian Labor Party (NSW Branch)
Ryde East	RUTTER Christopher	Australian Labor Party (NSW Branch)
Ryde West	ALDEN Karen	Independent
Ryde West	BROWN Philip	Independent
Ryde West	CHAUHAN Deepak	The Liberal Party Of Australia, New South Wales Division
Ryde West	COOKE Bec	Australian Labor Party (NSW Branch)
Ryde West	EDWARDS Michelle	Independent
Ryde West	HO Edwin	Australian Labor Party (NSW Branch)
Ryde West	JIA Angela	Australia Multinational Unity INC
Ryde West	KIM Peter	Independent
Ryde West	LAST Cameron	The Liberal Party Of Australia, New South Wales Division
Ryde West	LEE Geoffrey	Australian Labor Party (NSW Branch)
Ryde West	LI Jiaxi	Australia Multinational Unity INC
Ryde West	LI Justin	The Liberal Party Of Australia, New South Wales Division
Ryde West	LO Felix	Australian Labor Party (NSW Branch)
Ryde West	MAK May	Independent
Ryde West	PEARCE Glenn	Independent
Ryde West	PRASAD Michelle	Independent
Ryde West	TISSEVERASINGHE Crystal	Independent
Ryde West	TRACEY Kathy	The Liberal Party Of Australia, New South Wales Division
Ryde West	WU Shao	Australia Multinational Unity INC
Ryde West	ZHANG Bing	Australia Multinational Unity INC

Candidate nominations rejected/withdrawn: 1 rejected (West Ward)

Mayoral election

Mayor election total votes: 69,142 **Formal:** 66,592 (96.3%) **Informal:** 2,550 (3.7%) **Participation rate:** 87.5%

Elected mayor: BROWN Trenton, The Liberal Party Of Australia, New South Wales Division

Mayoral candidate nominations (alphabetical by surname)

Name	Affiliation
BROWN Trenton	The Liberal Party Of Australia, New South Wales Division
KORDROSTAMI Tina	The Greens NSW
MAGGIO Roy	Independent
PURCELL Bernard	Australian Labor Party (NSW Branch)

Election operations

Number of staff: 302

Number of pre-poll centres: 4

Number of election day polling places: 32

Number of declared institutions: 9

Returning Officer's office: Jarvis Circuit, Macquarie Park NSW 2113

Public registers: View the registers of candidates, groups, third-party campaigners, parties, party agents, senior office holders, associated entities and official agents, third-party lobbyists, and non-prohibited donors for the 2024 NSW Local Government elections on the [NSW Electoral Commission's website](#).



Shellharbour election summary

Divided council: Ward A | Ward B | Ward C | Ward D

Type of election conducted: Councillor (election of 8 councillors, 2 from each ward) | Mayor

Council enrolment: 59,669 Residential roll: 59,669 Non-residential roll: 0

Apparent failure to vote notices issued: 8,334 (14% of the residential roll)

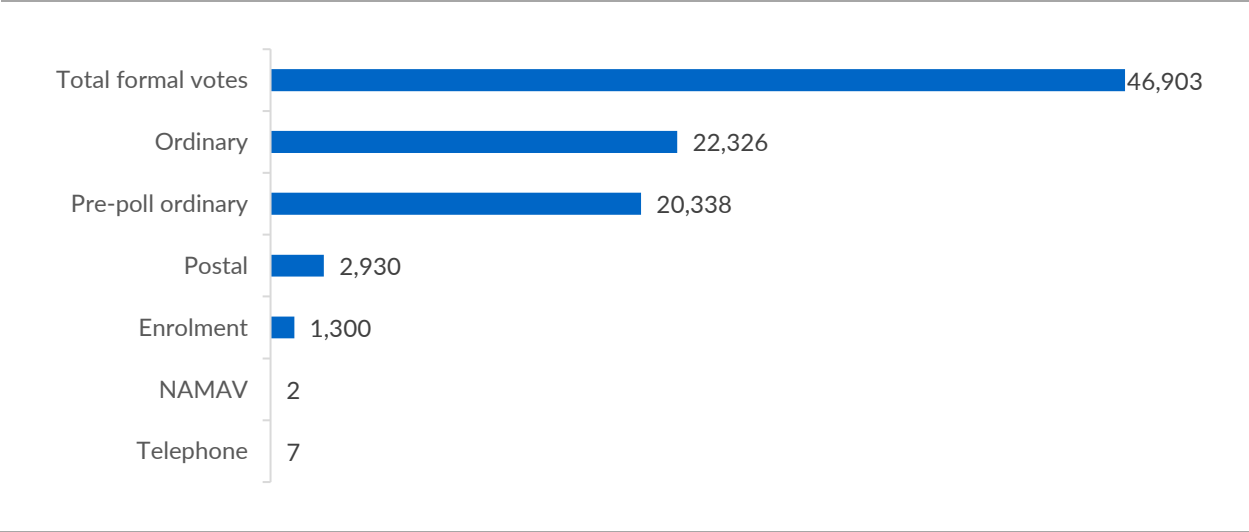
Councillor election

Councillor election total votes: 50,843 Formal: 46,903 Informal: 3,940 Formality rate: 92.3%
Participation rate: 86.2%
Formality and participation by ward: Ward: A Formality rate: 92.8% Participation rate: 90.2% | Ward: B Formality rate: 91.4% Participation rate: 85.0% | Ward: C Formality rate: 93.0% Participation rate: 83.6%
Ward: D Formality rate: 91.8% Participation rate: 85.6%

Elected councillors (alphabetical by surname, by ward)

Ward	Councillor name	Affiliation
Shellharbour A	ELLIS Mitch	Independent
Shellharbour A	MARSH Kellie	Independent
Shellharbour B	DAVEY John	Independent
Shellharbour B	HAMILTON Moira	Australian Labor Party (NSW Branch)
Shellharbour C	RIDDING Craig	Independent
Shellharbour C	STEFANOVSKI Lou	Australian Labor Party (NSW Branch)
Shellharbour D	MURPHY Kane	Independent
Shellharbour D	PETRESKI Rob	Australian Labor Party (NSW Branch)

Formal votes cast by vote type for the councillor election



Councillor candidate nominations (alphabetical by surname)

Ward	Name	Affiliation
Shellharbour A	DUFFY MOON Maree	Australian Labor Party (NSW Branch)
Shellharbour A	ELLIS Mitch	Independent
Shellharbour A	HOGAN Louise	Australian Labor Party (NSW Branch)
Shellharbour A	MARSH Kellie	Independent
Shellharbour B	DAVEY John	Independent
Shellharbour B	HAMILTON Moira	Australian Labor Party (NSW Branch)
Shellharbour B	MITREVSKI Sandra	Australian Labor Party (NSW Branch)
Shellharbour B	MURRAY John	Independent
Shellharbour C	CUMMINS Hetty	Australian Labor Party (NSW Branch)
Shellharbour C	GOW Colin	Independent
Shellharbour C	HOMER Chris	Independent
Shellharbour C	RIDDING Craig	Independent
Shellharbour C	STEFANOVSKI Lou	Australian Labor Party (NSW Branch)
Shellharbour D	BERETOV Gabriel	Australian Labor Party (NSW Branch)
Shellharbour D	HICKING Daniel	Independent
Shellharbour D	MURPHY Kane	Independent
Shellharbour D	PETRESKI Rob	Australian Labor Party (NSW Branch)
Shellharbour D	RANKIN Paul	Independent
Shellharbour D	ROFF Georgia	Australian Labor Party (NSW Branch)

Candidate nominations rejected/withdrawn: 1 withdrawn (Ward A)

Mayoral election

Mayor election total votes: 50,960 Formal: 47,703 (93.6%) Informal: 3,257 (6.4%) Participation rate: 86.2%

Elected mayor: HOMER Chris, Independent

Mayoral candidate nominations (alphabetical by surname)

Name	Affiliation
HOMER Chris	Independent
PETRESKI Rob	Australian Labor Party (NSW Branch)
RANKIN Paul	Independent

Election operations

Number of staff: 196

Number of pre-poll centres: 3

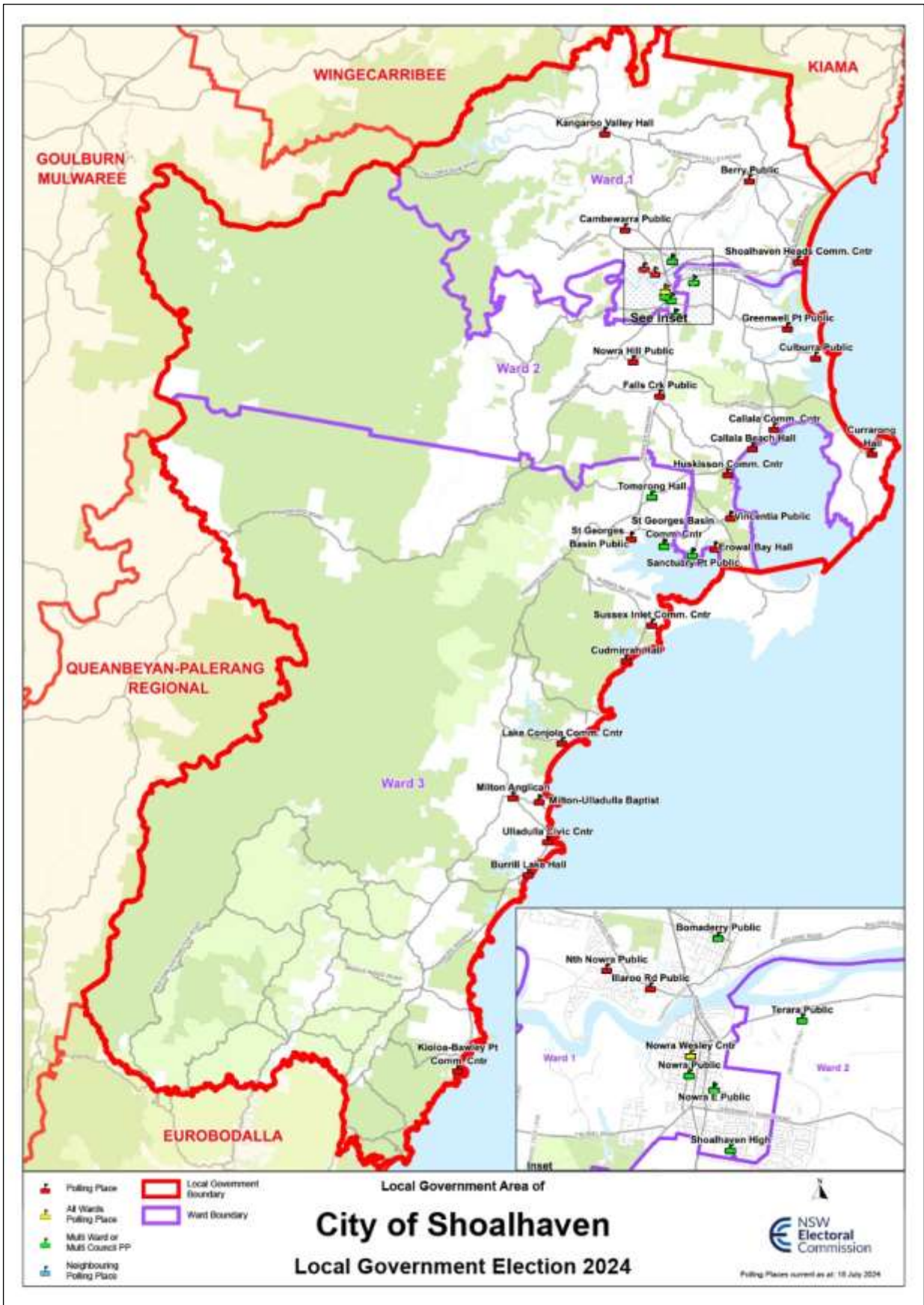
Number of election day polling places: 17

Number of declared institutions: 4

Returning Officer's office: 108A Tongarra Road, Albion Park NSW 2527

Public registers: View the registers of candidates, groups, third-party campaigners, parties, party agents, senior office holders, associated entities and official agents, third-party lobbyists, and non-prohibited donors for the 2024 NSW Local Government elections on the [NSW Electoral Commission's website](#).

Shoalhaven City Council



Shoalhaven election summary

Divided council: Ward 1 | Ward 2 | Ward 3

Type of election conducted: Councillor (election of 12 councillors, 4 from each ward) | Mayor

Council enrolment: 85,835 **Residential roll:** 85,662 **Non-residential roll:** 173

Apparent failure to vote notices issued: 11,520 (13.4% of the residential roll)

Councillor election

Councillor election total votes: 70,866 **Formal:** 65,252 **Informal:** 5,614 **Formality rate:** 92.1%

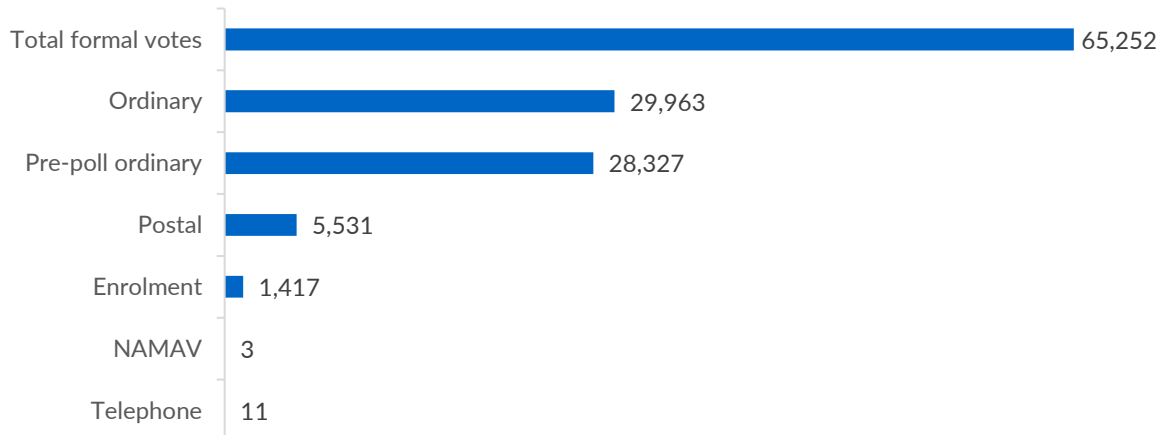
Participation rate: 83.5%

Formality and participation by ward: **Ward: 1** **Formality rate:** 92.4% **Participation rate:** 82.8% | **Ward: 2** **Formality rate:** 92.2% **Participation rate:** 83.2% | **Ward: 3** **Formality rate:** 91.6% **Participation rate:** 84.6%

Elected councillors (alphabetical by surname, by ward)

Ward	Councillor name	Affiliation
Shoalhaven 1	CLANCY Selena	Independent
Shoalhaven 1	COX Jason	Shoalhaven Independents Group
Shoalhaven 1	NORRIS Matthew	Australian Labor Party (NSW Branch)
Shoalhaven 1	WILKINS Peter	Shoalhaven Independents Group
Shoalhaven 2	CASMIRI Luciano	Shoalhaven Independents Group
Shoalhaven 2	KRIKSTOLAITIS Ben	Australian Labor Party (NSW Branch)
Shoalhaven 2	PROUDFOOT Bob	Shoalhaven Independents Group
Shoalhaven 2	TRIBE Jemma	Independent
Shoalhaven 3	BOYD Gillian	Australian Labor Party (NSW Branch)
Shoalhaven 3	DUNN Karlee	Shoalhaven Independents Group
Shoalhaven 3	JOHNSTON Natalee	Independent
Shoalhaven 3	PAKES Mitch	Shoalhaven Independents Group

Formal votes cast by vote type for the councillor election



Councillor candidate nominations (alphabetical by surname, by ward)

Ward	Name	Affiliation
Shoalhaven 1	BARRATT Terence	The Greens NSW
Shoalhaven 1	BRANDON Crystal	Independent
Shoalhaven 1	BRUMERSKYJ Bohdan	Independent
Shoalhaven 1	CLANCY Selena	Independent
Shoalhaven 1	COX Jason	Shoalhaven Independents Group
Shoalhaven 1	EVANS Graeme	Australian Labor Party (NSW Branch)
Shoalhaven 1	GRAY Tonia	The Greens NSW
Shoalhaven 1	LAWRENCE Kylie	Australian Labor Party (NSW Branch)
Shoalhaven 1	MCGUIRE Ashleigh	Independent
Shoalhaven 1	McCALLUM Carmel	The Greens NSW
Shoalhaven 1	NORRIS Matthew	Australian Labor Party (NSW Branch)
Shoalhaven 1	SHAPIRA Deborah	Australian Labor Party (NSW Branch)
Shoalhaven 1	SMITH Amanda	Shoalhaven Independents Group
Shoalhaven 1	STEELE Brett	Shoalhaven Independents Group
Shoalhaven 1	WADDELL Sarah	The Greens NSW
Shoalhaven 1	WILKINS Peter	Shoalhaven Independents Group
Shoalhaven 2	BARREL Robert	The Greens NSW
Shoalhaven 2	BROMLEY Jessica	Independent
Shoalhaven 2	CASMIRI Luciano	Shoalhaven Independents Group
Shoalhaven 2	CHRISTEN Evan	The Greens NSW

Ward	Name	Affiliation
Shoalhaven 2	COCHRANE Timothy	Independent
Shoalhaven 2	EBZERY Leonie	Australian Labor Party (NSW Branch)
Shoalhaven 2	HARVEY Allan	Shoalhaven Independents Group
Shoalhaven 2	KOTLASH John	Australian Labor Party (NSW Branch)
Shoalhaven 2	KRIKSTOLAITIS Ben	Australian Labor Party (NSW Branch)
Shoalhaven 2	LORENZ Zeke	Independent
Shoalhaven 2	MIRAN Michelle	Australian Labor Party (NSW Branch)
Shoalhaven 2	NOWAK Linda	The Greens NSW
Shoalhaven 2	PROUDFOOT Bob	Shoalhaven Independents Group
Shoalhaven 2	ROBERTSON Clive	Shoalhaven Independents Group
Shoalhaven 2	TRIBE Jemma	Independent
Shoalhaven 2	WARREN Joanne	The Greens NSW
Shoalhaven 3	BOYD Gillian	Australian Labor Party (NSW Branch)
Shoalhaven 3	CURRY Gabrielle	Australian Labor Party (NSW Branch)
Shoalhaven 3	DUNN Karlee	Shoalhaven Independents Group
Shoalhaven 3	FRANK Takesa	The Greens NSW
Shoalhaven 3	GARDNER Terrie	Australian Labor Party (NSW Branch)
Shoalhaven 3	HAMILTON Jordan	Independent
Shoalhaven 3	HOWARD Glynis	Independent
Shoalhaven 3	JENKINS Emily	Independent
Shoalhaven 3	JOHNSTON Natalee	Independent
Shoalhaven 3	JOYCE Carol	Australian Labor Party (NSW Branch)
Shoalhaven 3	KEMP Denise	Shoalhaven Independents Group
Shoalhaven 3	KILLIAN Debbie	The Greens NSW
Shoalhaven 3	LOWREY Jorj	The Greens NSW
Shoalhaven 3	PAKES Mitch	Shoalhaven Independents Group
Shoalhaven 3	TAYLOR Suzanne	The Greens NSW
Shoalhaven 3	WHITE Patricia	Shoalhaven Independents Group

Candidate nominations rejected/withdrawn: 1 rejected (Ward 1)

Mayoral election

Mayor election total votes: 70,918 **Formal:** 66,074 (93.2%) **Informal:** 4,844 (6.8%) **Participation rate:** 83.5%

Elected mayor: WHITE Patricia, Shoalhaven Independents Group

Mayoral candidate nominations (alphabetical by surname)

Name	Affiliation
GARTNER Kaye	The Greens NSW
TRIBE Jemma	Independent
WHITE Patricia	Shoalhaven Independents Group

Election operations

Number of staff: 301

Number of pre-poll centres: 4

Number of election day polling places: 34

Number of declared institutions: 13

Returning Officer's office: 14-20 Moss Street, Nowra NSW 2541

Public registers: View the registers of candidates, groups, third-party campaigners, parties, party agents, senior office holders, associated entities and official agents, third-party lobbyists, and non-prohibited donors for the 2024 NSW Local Government elections on the [NSW Electoral Commission's website](#).



Singleton election summary

Undivided council

Type of election conducted: Councillor (election of 9 councillors) | Mayor

Council enrolment: 17,807 **Residential roll:** 17,798 **Non-residential roll:** 9

Apparent failure to vote notices issued: 2,431 (13.7% of the residential roll)

Councillor election

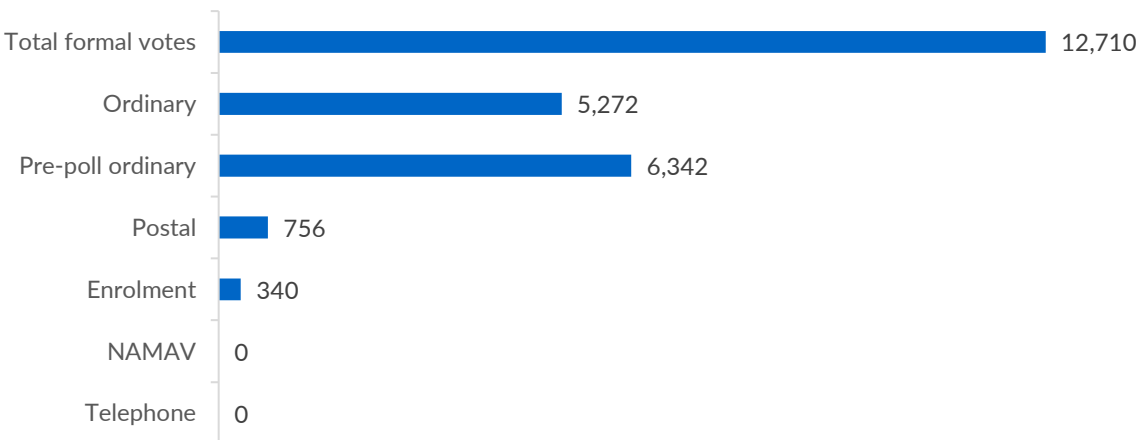
Councillor election total votes: 14,920 **Formal:** 12,710 **Informal:** 2,210 **Formality rate:** 85.2%

Participation rate: 84.6%

Elected councillors (alphabetical by surname)

Councillor name	Affiliation
ADAMTHWAITE Godfrey	Independent
GEORGE Sue	Independent
JENKINS Hollee	Independent
MCLACHLAN Malinda (Mel)	Independent
McGOWAN Anne	Independent
THOMPSON Danny	Independent
THOMPSON Patrick	Australian Labor Party (NSW Branch)
WATSON Peree	Australian Labor Party (NSW Branch)
YEOMANS Scott	Libertarian Party (Formerly Liberal Democrats)

Formal votes cast by vote type for the councillor election



Councillor candidate nominations (alphabetical by surname)

Name	Affiliation
ADAMTHWAITE Godfrey	Independent
GEORGE Sue	Independent
JENKINS Hollee	Independent
MCGEACHIE Timothy	Australian Labor Party (NSW Branch)
MCLACHLAN Malinda (Mel)	Independent
MOORE Sue	Independent
McGOWAN Anne	Independent
STOKES Louise	The Greens NSW
THOMPSON Danny	Independent
THOMPSON Patrick	Australian Labor Party (NSW Branch)
WATSON Peree	Australian Labor Party (NSW Branch)
YEOMANS Scott	Libertarian Party (Formerly Liberal Democrats)

Candidate nominations rejected/withdrawn: 1 rejected

Mayoral election

Mayor election total votes: 14,920 **Formal:** 14,246 (95.5%) **Informal:** 674 (4.5%) **Participation rate:** 84.6%

Elected mayor: MOORE Sue, Independent

Mayoral candidate nominations (alphabetical by surname)

Name	Affiliation
MOORE Sue	Independent
THOMPSON Danny	Independent
WATSON Peree	Australian Labor Party (NSW Branch)

Mayor nominations rejected/withdrawn: 1 rejected

Election operations

Number of staff: 69

Number of pre-poll centres: 2

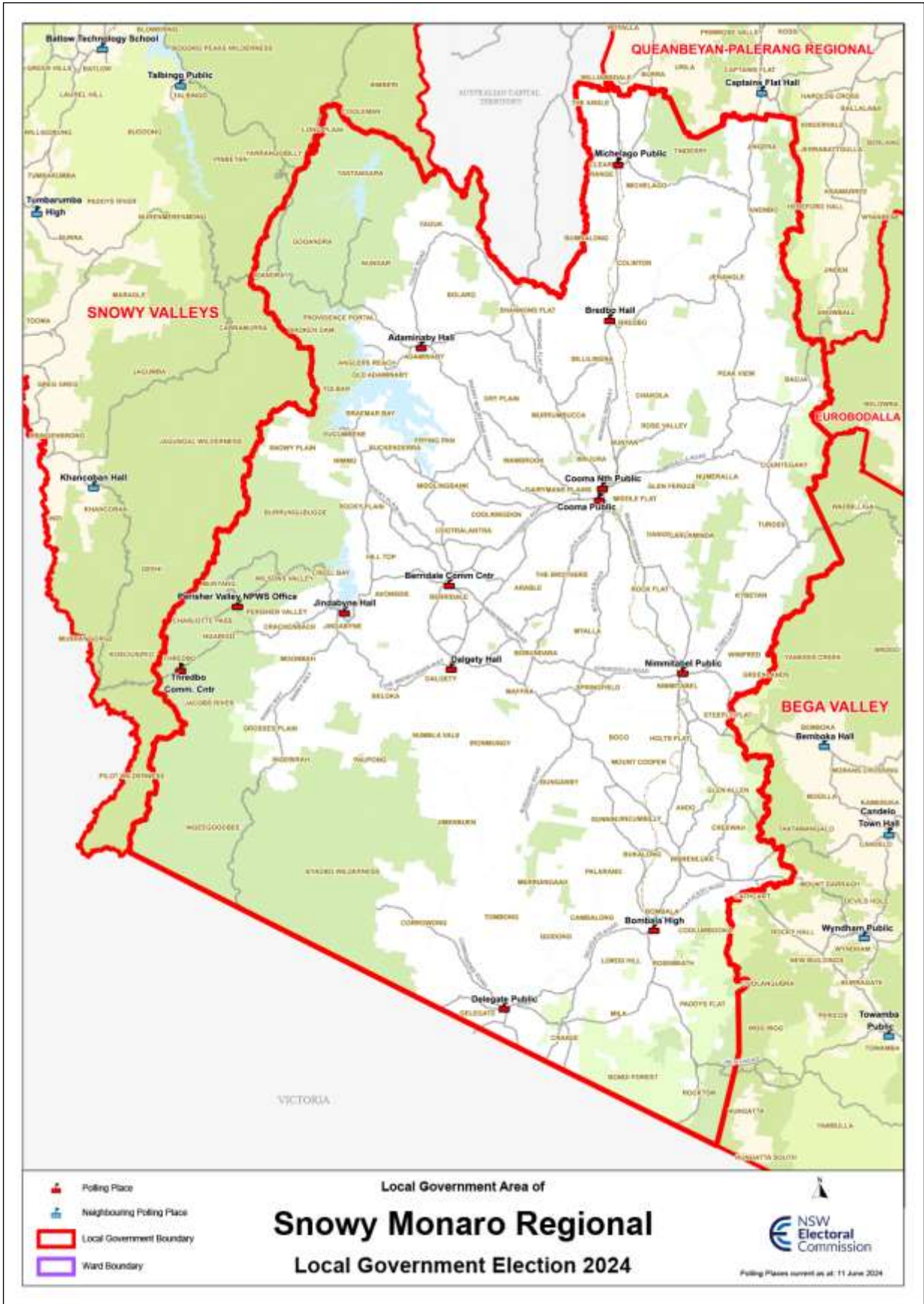
Number of election day polling places: 11

Number of declared institutions: 2

Returning Officer's office: Shop 1, 60-82 Bridge Street , Muswellbrook NSW 2333

Public registers: View the registers of candidates, groups, third-party campaigners, parties, party agents, senior office holders, associated entities and official agents, third-party lobbyists, and non-prohibited donors for the 2024 NSW Local Government elections on the [NSW Electoral Commission's website](#).

Snowy Monaro Regional Council



Snowy Monaro election summary

Undivided council

Type of election conducted: Councillor (election of 11 councillors)

Council enrolment: 14,879 Residential roll: 14,855 Non-residential roll: 24

Apparent failure to vote notices issued: 2,038 (13.7% of the residential roll)

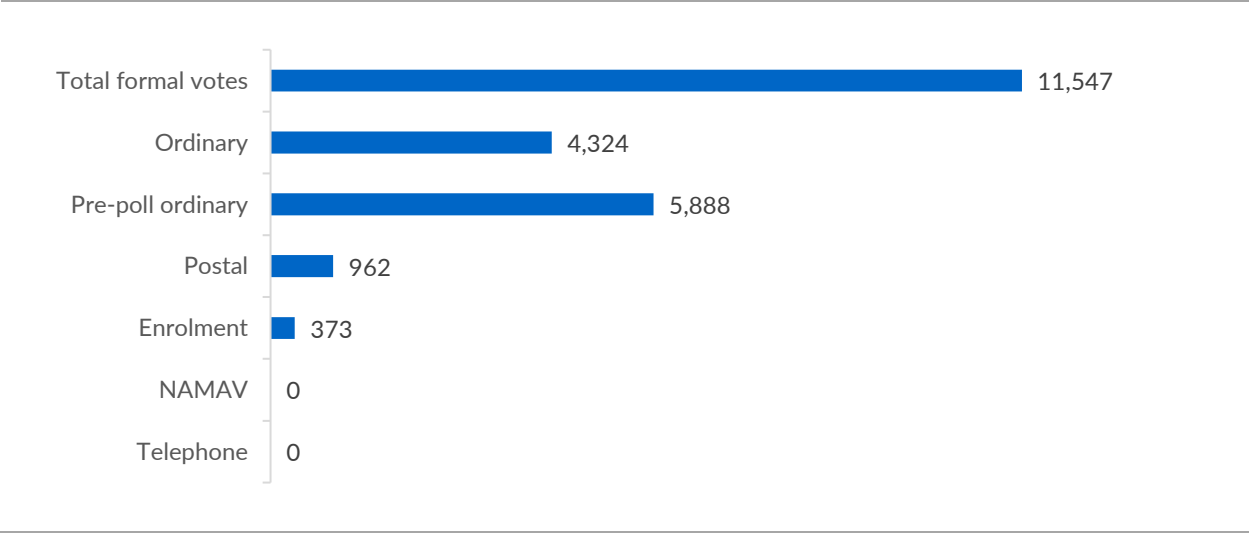
Councillor election

Councillor election total votes: 12,427 Formal: 11,547 Informal: 880 Formality rate: 92.9%
Participation rate: 84.2%

Elected councillors (alphabetical by surname)

Councillor name	Affiliation
DAVIS Narelle	Independent
ELLIOTT Nick	Independent
HANNA Christopher	Independent
HIGGINS Tanya	Australian Labor Party (NSW Branch)
HOPKINS Tricia	Independent
ROONEY John	Independent
ROSE Reuben	Independent
STEWART Bob	Independent
SUMMERS Lynda	Australian Labor Party (NSW Branch)
THALER Andrew	Independent
WILLIAMSON Luke	Independent

Formal votes cast by vote type for the councillor election



Councillor candidate nominations (alphabetical by surname)

Name	Affiliation
BATE Suzanne	Independent
BEER Peter	Independent
BRIDGES Barry	Independent
BRUCE Malcolm	Independent
CARPENTER Sidonie	Independent
CHAN Chris	Independent
CHATTERTON Dave	Independent
CHAWNER Cindy	Independent
CHOTAR Michal	Independent
CIVIJOVSKI Vele	Independent
CORBETT Katherine	Independent
DAVIS Narelle	Independent
DOWNIE Megan	Independent
DOWNIE Michael	Independent
EDWARDS Rachelle	Independent
ELLIOTT Nick	Independent
FOSTER Fiona	Independent
FREEMAN Michael	
GARVIN Anthony	Australian Labor Party (NSW Branch)
GILBERT James	
HANNA Christopher	Independent
HARRIS Lionel	Independent
HIGGINS Tanya	Australian Labor Party (NSW Branch)
HOPKINS Tricia	Independent
INGRAM Cathy	Independent
JOHNSON Karlee	Independent
JOYNT Shawn	Independent
JUDGE Penny	Australian Labor Party (NSW Branch)
KOLANO Charles	Independent
KOPIEVSKY Nicholas	Independent
LJUBIC Adrian	Independent
LUCAS Anna	Independent
LUNTUNGAN Nicolaas	Independent

Name	Affiliation
MCKENZIE Stuart	Independent
MEEKS Jeremy	Independent
MINERS Lynley	Independent
MITCHELL Craig	Independent
MORAN Oliver	Independent
MURPHY Richard	Independent
McDONALD Bernie	Independent
NEWMAN Mick	Independent
NOLTE Mathieu	Shooters, Fishers And Farmers Party (NSW) Incorporated
O'LEARY Anne	Independent
PALFRAMAN Guy	Independent
PASKE Kylie	Independent
PHILLIPS Kylie	Australian Labor Party (NSW Branch)
POLLARD Vickie	Independent
ROONEY Bernard	Independent
ROONEY John	Independent
ROSE Reuben	Independent
SIMPSON Allen	
SIMPSON Faye	
STEVENSON Maree	Independent
STEWART Bob	Independent
SUMMERS Lynda	Australian Labor Party (NSW Branch)
THALER Andrew	Independent
TURNBULL Catherine	Independent
WALKER Bill	Australian Labor Party (NSW Branch)
WILLIAMSON Hamish	Independent
WILLIAMSON Luke	Independent

Election operations

Number of staff: 70

Number of pre-poll centres: 4

Number of election day polling places: 13

Number of declared institutions: 2

Returning Officer's office: 262 Crawford Street, Queanbeyan NSW 2620

Public registers: View the registers of candidates, groups, third-party campaigners, parties, party agents, senior office holders, associated entities and official agents, third-party lobbyists, and non-prohibited donors for the 2024 NSW Local Government elections on the [NSW Electoral Commission's website](#).

Snowy Valleys Council



Snowy Valleys election summary

Undivided council

Type of election conducted: Councillor (election of 9 councillors)

Council enrolment: 10,357 Residential roll: 10,341 Non-residential roll: 16

Apparent failure to vote notices issued: 1,282 (12.4% of the residential roll)

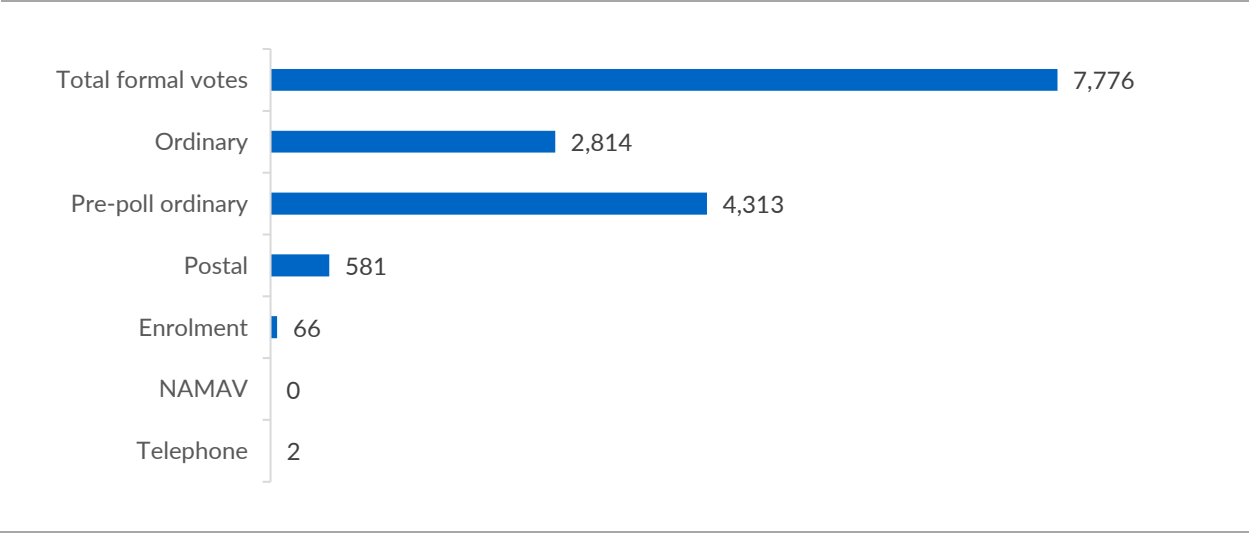
Councillor election

Councillor election total votes: 8,689 Formal: 7,776 Informal: 913 Formality rate: 89.5% Participation rate: 84.8%

Elected councillors (alphabetical by surname)

Councillor name	Affiliation
HAM Julia	Independent
HARDWICK Grant	Independent
HAYES James	Independent
INGLIS Michael	Independent
LARTER John	Libertarian Party (Formerly Liberal Democrats)
PACKARD Hugh	Independent
SHELDON David	Independent
THOMSON Trina	
WORTES Andrew	Independent

Formal votes cast by vote type for the councillor election



Councillor candidate nominations (alphabetical by surname)

Name	Affiliation
ARMOUR Johanna	
GORDON-HALL Max	Independent
HAM Julia	Independent
HARDWICK Grant	Independent
HAYES James	Independent
HUGHES Sam	
HYAMS Barney	Independent
INGLIS Michael	Independent
IVILL Michael	Independent
LARTER John	Libertarian Party (Formerly Liberal Democrats)
PACKARD Hugh	Independent
SHELDON David	Independent
THOMSON Trina	
WORTES Andrew	Independent

Election operations

Number of staff: 47

Number of pre-poll centres: 2

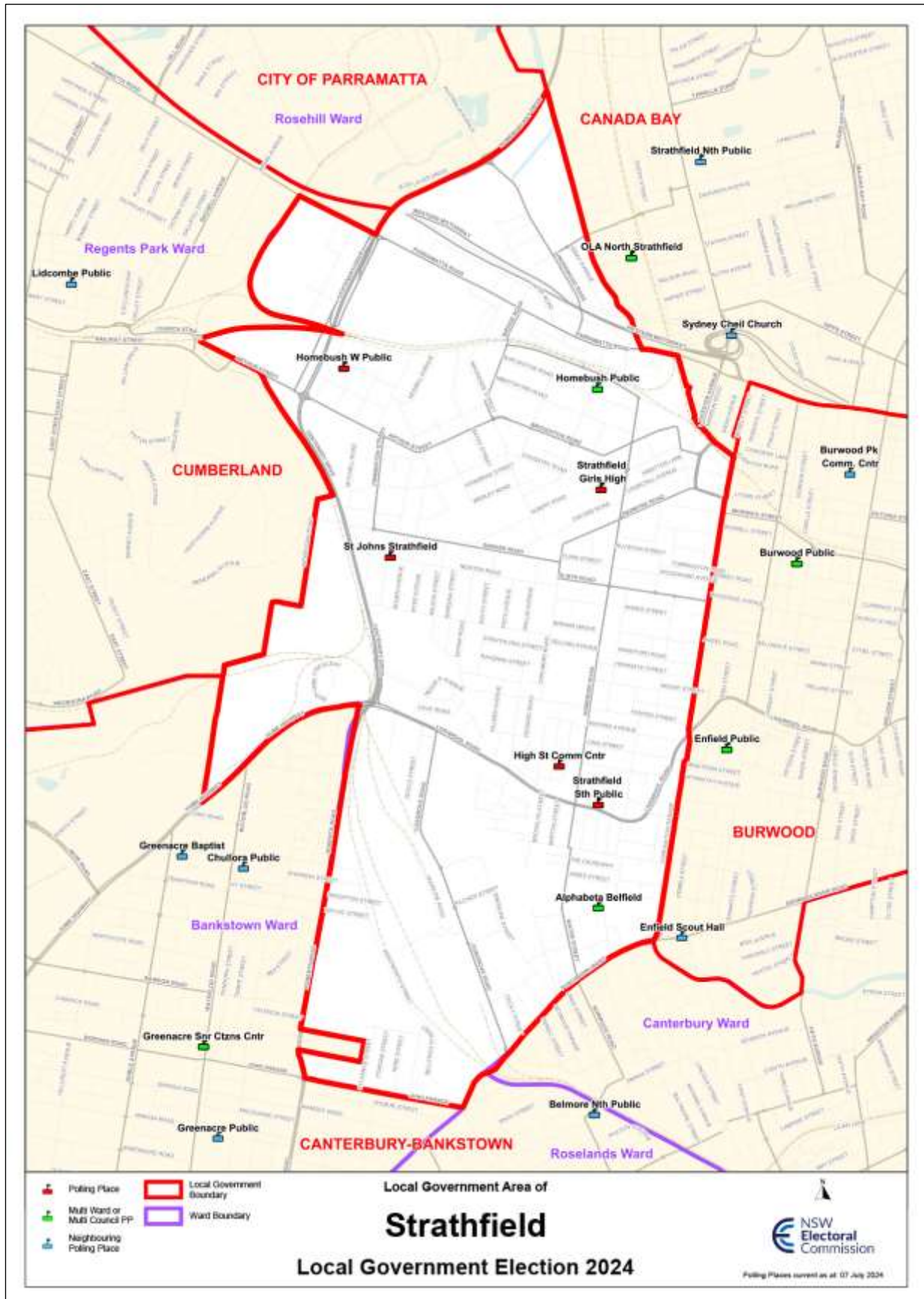
Number of election day polling places: 8

Number of declared institutions: 4

Returning Officer's office: 81 Wallendoon Street, Cootamundra NSW 2590

Public registers: View the registers of candidates, groups, third-party campaigners, parties, party agents, senior office holders, associated entities and official agents, third-party lobbyists, and non-prohibited donors for the 2024 NSW Local Government elections on the [NSW Electoral Commission's website](#).

Strathfield Municipal Council



Strathfield election summary

Undivided council

Type of election conducted: Councillor (election of 7 councillors)

Council enrolment: 24,822 **Residential roll:** 24,817 **Non-residential roll:** 5

Apparent failure to vote notices issued: 3,095 (12.5% of the residential roll)

Councillor election

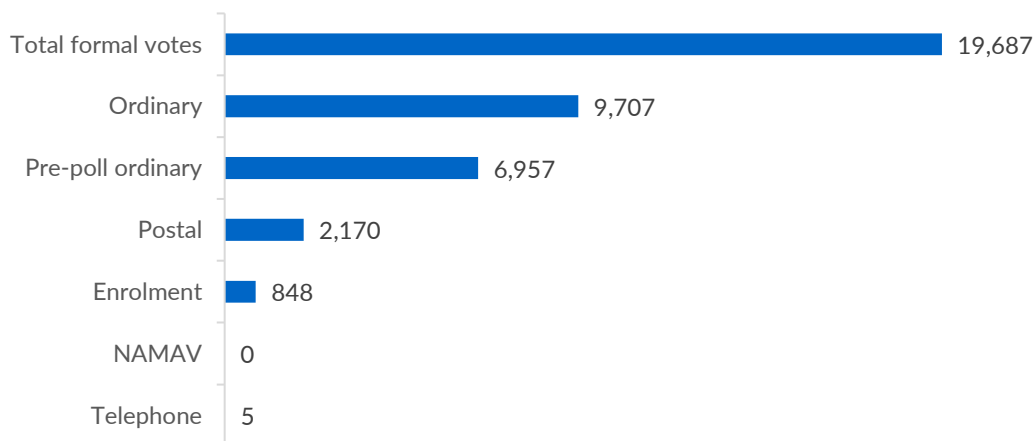
Councillor election total votes: 20,754 **Formal:** 19,687 **Informal:** 1,067 **Formality rate:** 94.9%

Participation rate: 84.9%

Elected councillors (alphabetical by surname)

Councillor name	Affiliation
BALADI John-Paul	The Liberal Party Of Australia, New South Wales Division
BLACKMORE Matthew	Strathfield Independents
CAI Benjamin	Independent
KIM Hye Young (Esther)	The Liberal Party Of Australia, New South Wales Division
NOSWORTHY Rory	Australian Labor Party (NSW Branch)
PENSABENE Karen	Australian Labor Party (NSW Branch)
REDDY Sandy	The Liberal Party Of Australia, New South Wales Division

Formal votes cast by vote type for the councillor election



Councillor candidate nominations (alphabetical by surname)

Name	Affiliation
APOSTLE Helen	Strathfield Independents
BALADI John-Paul	The Liberal Party Of Australia, New South Wales Division

Name	Affiliation
BLACKMORE Matthew	Strathfield Independents
CAI Benjamin	Independent
CAN Yakub	Independent
DATTA Raj	Australian Labor Party (NSW Branch)
DU Steven	Australian Labor Party (NSW Branch)
EDWARDS Anna	Strathfield Independents
FORD Dale Brett	Strathfield Independents
GIAMMARCO Patricia	Independent
HALL Nella	Independent
KAFLE Sabitri	Independent
KIM Hye Young (Esther)	The Liberal Party Of Australia, New South Wales Division
KOLESNIKOFF Joshua	Australian Labor Party (NSW Branch)
MA Dong (Robin)	Strathfield Independents
NOSWORTHY Rory	Australian Labor Party (NSW Branch)
ORLOVIC Mario	Independent
PAMIDI PARTHI Sarath	Independent
PENSABENE Karen	Australian Labor Party (NSW Branch)
REDDY Sandy	The Liberal Party Of Australia, New South Wales Division
SHARMA Satvik	The Liberal Party Of Australia, New South Wales Division
SMITH Adam	Strathfield Independents
SOULOS Andrew	Strathfield Independents
SULLIVAN Anne	Australian Labor Party (NSW Branch)
WANG Elizabeth	Australian Labor Party (NSW Branch)
ZHANG Chi	Independent

Candidate nominations rejected/withdrawn: 2 withdrawn

Election operations

Number of staff: 104

Number of pre-poll centres: 2

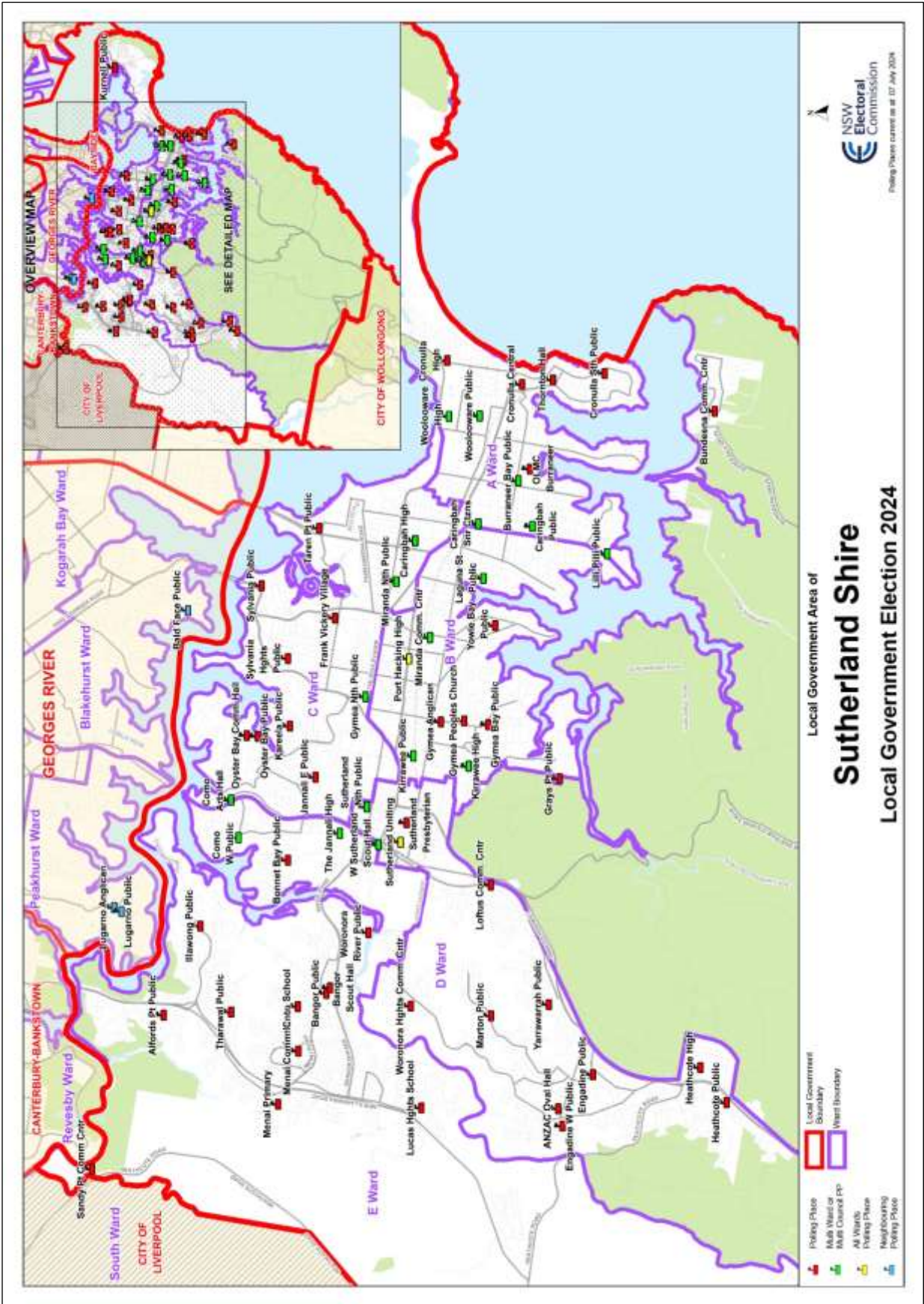
Number of election day polling places: 11

Number of declared institutions: 0

Returning Officer's office: 52 Hampstead Road, Homebush West NSW 2140

Public registers: View the registers of candidates, groups, third-party campaigners, parties, party agents, senior office holders, associated entities and official agents, third-party lobbyists, and non-prohibited donors for the 2024 NSW Local Government elections on the [NSW Electoral Commission's website](#).

Sutherland Shire Council



Sutherland election summary

Divided council: A Ward | B Ward | C Ward | D Ward | E Ward

Type of election conducted: Councillor (election of 15 councillors, 3 from each ward)

Council enrolment: 172,497 **Residential roll:** 172,493 **Non-residential roll:** 4

Apparent failure to vote notices issued: 16,134 (9.4% of the residential roll)

Councillor election

Councillor election total votes: 151,519 **Formal:** 143,902 **Informal:** 7,617 **Formality rate:** 95%

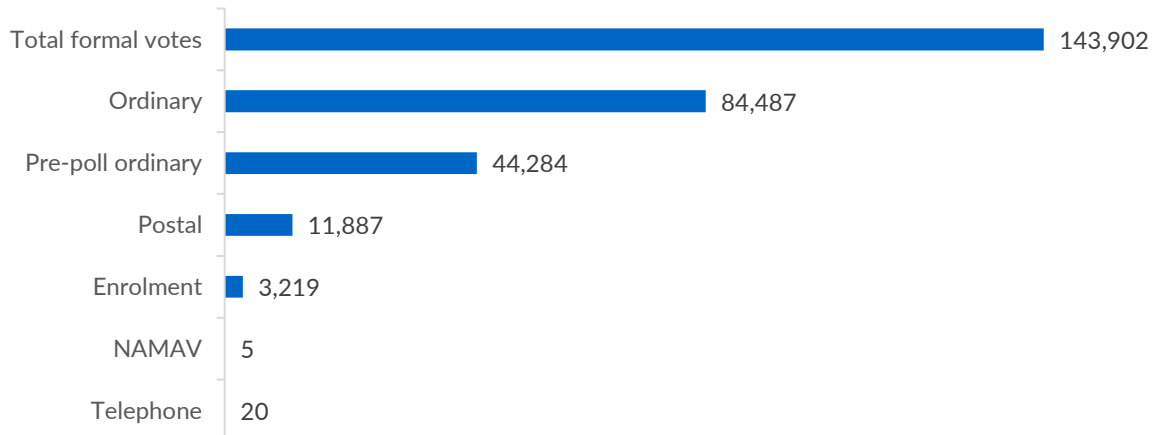
Participation rate: 88.8%

Formality and participation by ward: Ward: A Formality rate: 95.1% Participation rate: 85.9% | Ward: B Formality rate: 95.5% Participation rate: 88.4% | Ward: C Formality rate: 94.1% Participation rate: 88.2% | Ward: D Formality rate: 94.7% Participation rate: 91.2% | Ward: E Formality rate: 95.5% Participation rate: 90.5%

Elected councillors (alphabetical by surname, by ward)

Ward	Councillor name	Affiliation
Sutherland A	ELZERMAN Marcelle	The Liberal Party Of Australia, New South Wales Division
Sutherland A	GLANZNIG Kal	Independent
Sutherland A	PROVAN Carol	Independent
Sutherland B	BOYD Jack	Australian Labor Party (NSW Branch)
Sutherland B	GIBBONS Melanie	The Liberal Party Of Australia, New South Wales Division
Sutherland B	NICHOLLS Joanne	The Liberal Party Of Australia, New South Wales Division
Sutherland C	ARMSTRONG Jen	Australian Labor Party (NSW Branch)
Sutherland C	PESCE Carmelo	Independent
Sutherland C	STRANGAS Haris	The Liberal Party Of Australia, New South Wales Division
Sutherland D	LAVERTY Meredith	The Liberal Party Of Australia, New South Wales Division
Sutherland D	STEINWALL Diedree	Australian Labor Party (NSW Branch)
Sutherland D	TSAMBALAS Peter	Australian Labor Party (NSW Branch)
Sutherland E	COWELL Laura	Independent
Sutherland E	MARONEY Mick	Australian Labor Party (NSW Branch)
Sutherland E	NIKOLOVSKI Stephen	The Liberal Party Of Australia, New South Wales Division

Formal votes cast by vote type for the councillor election



Councillor candidate nominations (alphabetical by surname, by ward)

Ward	Name	Affiliation
Sutherland A	APRILOVIC Mark	Independent
Sutherland A	BECKER Dianne	Animal Justice Party
Sutherland A	BROWN Natasha	Animal Justice Party
Sutherland A	CLUNES Patch	Independent
Sutherland A	CONIBEER Gavin	Animal Justice Party
Sutherland A	ELZERMAN Marcelle	The Liberal Party Of Australia, New South Wales Division
Sutherland A	FARMER Leanne	Independent
Sutherland A	FORREST Sienna	Australian Labor Party (NSW Branch)
Sutherland A	GADSDEN Jeremy	Australian Labor Party (NSW Branch)
Sutherland A	GLANZNIG Kal	Independent
Sutherland A	GREEN Robert	Independent
Sutherland A	HOWIE Ross	Independent
Sutherland A	MICKOVSKI Nicholas	The Liberal Party Of Australia, New South Wales Division
Sutherland A	MUIR Julie	Independent
Sutherland A	PROVAN Carol	Independent
Sutherland A	RINDFLEISH Daniel	The Liberal Party Of Australia, New South Wales Division
Sutherland A	SCHAEFER Norbert	Australian Labor Party (NSW Branch)
Sutherland A	STREATER Brielle	Independent
Sutherland B	BEUKES William	Independent
Sutherland B	BOYD Jack	Australian Labor Party (NSW Branch)

Ward	Name	Affiliation
Sutherland B	DYSON Angus	The Greens NSW
Sutherland B	GENOUD Lorna	Independent
Sutherland B	GIBBONS Melanie	The Liberal Party Of Australia, New South Wales Division
Sutherland B	ISON Jeremy	Australian Labor Party (NSW Branch)
Sutherland B	KRISTO Princess	The Liberal Party Of Australia, New South Wales Division
Sutherland B	MAKER Rosemary	Australian Labor Party (NSW Branch)
Sutherland B	MOORE Martin	The Greens NSW
Sutherland B	NICHOLLS Joanne	The Liberal Party Of Australia, New South Wales Division
Sutherland B	SPERANZA Sylvia	The Greens NSW
Sutherland B	WADE Allira	Independent
Sutherland C	ARMSTRONG Jen	Australian Labor Party (NSW Branch)
Sutherland C	BROWNHILL David	Independent
Sutherland C	CAMERON Gaye	Libertarian Party (Formerly Liberal Democrats)
Sutherland C	EDWARDS Amadene	Australian Labor Party (NSW Branch)
Sutherland C	MANNAH John	Independent
Sutherland C	MCINERNEY Diane	The Liberal Party Of Australia, New South Wales Division
Sutherland C	PANAYI Kyriakos	The Liberal Party Of Australia, New South Wales Division
Sutherland C	PATERSON Graeme	Australian Labor Party (NSW Branch)
Sutherland C	PESCE Carmelo	Independent
Sutherland C	PRESTON Mark	Libertarian Party (Formerly Liberal Democrats)
Sutherland C	RIKKERINK Kathryn	Libertarian Party (Formerly Liberal Democrats)
Sutherland C	STRANGAS Haris	The Liberal Party Of Australia, New South Wales Division
Sutherland D	BARTOLOTTA Dennis	Independent
Sutherland D	CHRISTIE Mark	Independent
Sutherland D	CLARKE Brady	Independent
Sutherland D	CLYNCH Tania	Independent
Sutherland D	HANKINS James	Independent
Sutherland D	JENKINS Robert	Independent
Sutherland D	LAVERTY Meredith	The Liberal Party Of Australia, New South Wales Division
Sutherland D	LOVEDAY Troy	The Liberal Party Of Australia, New South Wales Division
Sutherland D	PADMAN Daniel	The Liberal Party Of Australia, New South Wales Division
Sutherland D	PASSMORE Anne	Independent

Ward	Name	Affiliation
Sutherland D	PASSMORE Dominique	Independent
Sutherland D	SHEARGOLD Robert	Independent
Sutherland D	SLOGGETT Hayden	Australian Labor Party (NSW Branch)
Sutherland D	STEINWALL Diedree	Australian Labor Party (NSW Branch)
Sutherland D	TSAMBALAS Peter	Australian Labor Party (NSW Branch)
Sutherland E	BRADY Matthew	Independent
Sutherland E	COWELL Laura	Independent
Sutherland E	GONSALVES Dolores	The Liberal Party Of Australia, New South Wales Division
Sutherland E	JEFFERY Emma	Independent
Sutherland E	MARONEY Mick	Australian Labor Party (NSW Branch)
Sutherland E	MCDONALD Jennifer	Australian Labor Party (NSW Branch)
Sutherland E	MCMILLAN Nathan	Australian Labor Party (NSW Branch)
Sutherland E	NIKOLOVSKI Stephen	The Liberal Party Of Australia, New South Wales Division
Sutherland E	YOUNG James	The Liberal Party Of Australia, New South Wales Division

Election operations

Number of staff: 605

Number of pre-poll centres: 7

Number of election day polling places: 62

Number of declared institutions: 19

Returning Officer's office: Training Building, 13 Endeavour Road , Caringbah NSW 2229

Public registers: View the registers of candidates, groups, third-party campaigners, parties, party agents, senior office holders, associated entities and official agents, third-party lobbyists, and non-prohibited donors for the 2024 NSW Local Government elections on the [NSW Electoral Commission's website](#).



Sydney election summary

Undivided council

Type of election conducted: Councillor (election of 9 councillors) | Mayor

Council enrolment: 126,316 **Residential roll:** 125,998 **Non-residential roll:** 318

Apparent failure to vote notices issued: 26,697 (21.1% of the residential roll)

Councillor election

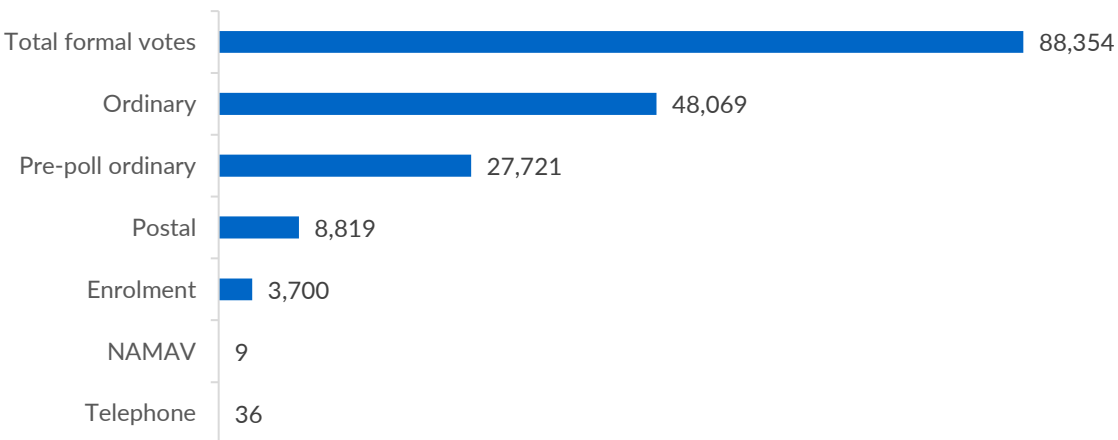
Councillor election total votes: 92,044 **Formal:** 88,354 **Informal:** 3,690 **Formality rate:** 96%

Participation rate: 74.2%

Elected councillors (alphabetical by surname)

Councillor name	Affiliation
ELLSMORE Sylvie	The Greens NSW
GANNON Lyndon	The Liberal Party Of Australia, New South Wales Division
KOK Robert	Clover Moore Independent Team
MAXWELL Zann	Australian Labor Party (NSW Branch)
MILLER Jess	Clover Moore Independent Team
THOMPSON Matthew	The Greens NSW
WELDON Yvonne	Yvonne Weldon Independents
WILSON Mitch	Australian Labor Party (NSW Branch)
WORLING Adam	Clover Moore Independent Team

Formal votes cast by vote type for the councillor election



Councillor candidate nominations (alphabetical by surname)

Name	Affiliation
ALCORSO Caroline	The Greens NSW
ALDER Geoff	Independent
ANDRIC Mirjana	Independent
BARKER-KENNEDY Lachlan	Clover Moore Independent Team
BOWMAN Claudia	Clover Moore Independent Team
BURN Jenny	Clover Moore Independent Team
BYRNE Christine	Clover Moore Independent Team
CHAN William	Clover Moore Independent Team
CHEN Baiyu	Independent
CHUTER Andrew	Socialist Alliance
DANIELI Sam	Independent
DAVEY Alison	Yvonne Weldon Independents
DAVIS Emelda	Clover Moore Independent Team
DAVIS Scott Graham	Independent
DORE James	The Liberal Party Of Australia, New South Wales Division
ELLSMORE Sylvie	The Greens NSW
EVANS Rachel	Socialist Alliance
GANNON Lyndon	The Liberal Party Of Australia, New South Wales Division
GATT Murray	Yvonne Weldon Independents
GILLIEATT Jay	The Greens NSW
HADAD Zoubir (Adam)	Socialist Alliance
HANKS James	Libertarian Party (Formerly Liberal Democrats)
HARVEY Luc	Australian Labor Party (NSW Branch)
HECKER Rosalind	Libertarian Party (Formerly Liberal Democrats)
KOK Robert	Clover Moore Independent Team
MASTERS Sean	Libertarian Party (Formerly Liberal Democrats)
MAXWELL Zann	Australian Labor Party (NSW Branch)
MCCAULEY Suelin	Socialist Alliance
MCDONALD Bearte	The Liberal Party Of Australia, New South Wales Division
MCILROY Jim	Socialist Alliance
MEAD Clinton	Libertarian Party (Formerly Liberal Democrats)

Name	Affiliation
MILLER Jess	Clover Moore Independent Team
MOORE Clover	Clover Moore Independent Team
MORRISON Rod	Yvonne Weldon Independents
McDONALD Daniel	Yvonne Weldon Independents
PANDELEOS Panayiota	The Liberal Party Of Australia, New South Wales Division
PERRY Michelle	Australian Labor Party (NSW Branch)
REBEIRO Holly	Australian Labor Party (NSW Branch)
RITCHIE Susan	Independent
SAHAI Chetan	The Greens NSW
STEVENSEN Tamira	Australian Labor Party (NSW Branch)
THOMPSON Matthew	The Greens NSW
WELDON Yvonne	Yvonne Weldon Independents
WILSON Mitch	Australian Labor Party (NSW Branch)
WOOD Rahn	Libertarian Party (Formerly Liberal Democrats)
WORLING Adam	Clover Moore Independent Team
WYNTER Coral	Socialist Alliance
XU Ke	The Liberal Party Of Australia, New South Wales Division
YANG Catherine	Independent

Mayoral election

Mayor election total votes: 91,878 **Formal:** 89,767 (97.7%) **Informal:** 2,111 (2.3%) **Participation rate:** 74.1%

Elected mayor: MOORE Clover, Clover Moore Independent Team

Mayoral candidate nominations (alphabetical by surname)

Name	Affiliation
CHEN Baiyu	Independent
DANIELI Sam	Independent
ELLSMORE Sylvie	The Greens NSW
EVANS Rachel	Socialist Alliance
GANNON Lyndon	The Liberal Party Of Australia, New South Wales Division
MASTERS Sean	Libertarian Party (Formerly Liberal Democrats)
MAXWELL Zann	Australian Labor Party (NSW Branch)
MOORE Clover	Clover Moore Independent Team

Name	Affiliation
RITCHIE Susan	Independent
WELDON Yvonne	Yvonne Weldon Independents

Election operations

Number of staff: 583

Number of pre-poll centres: 9

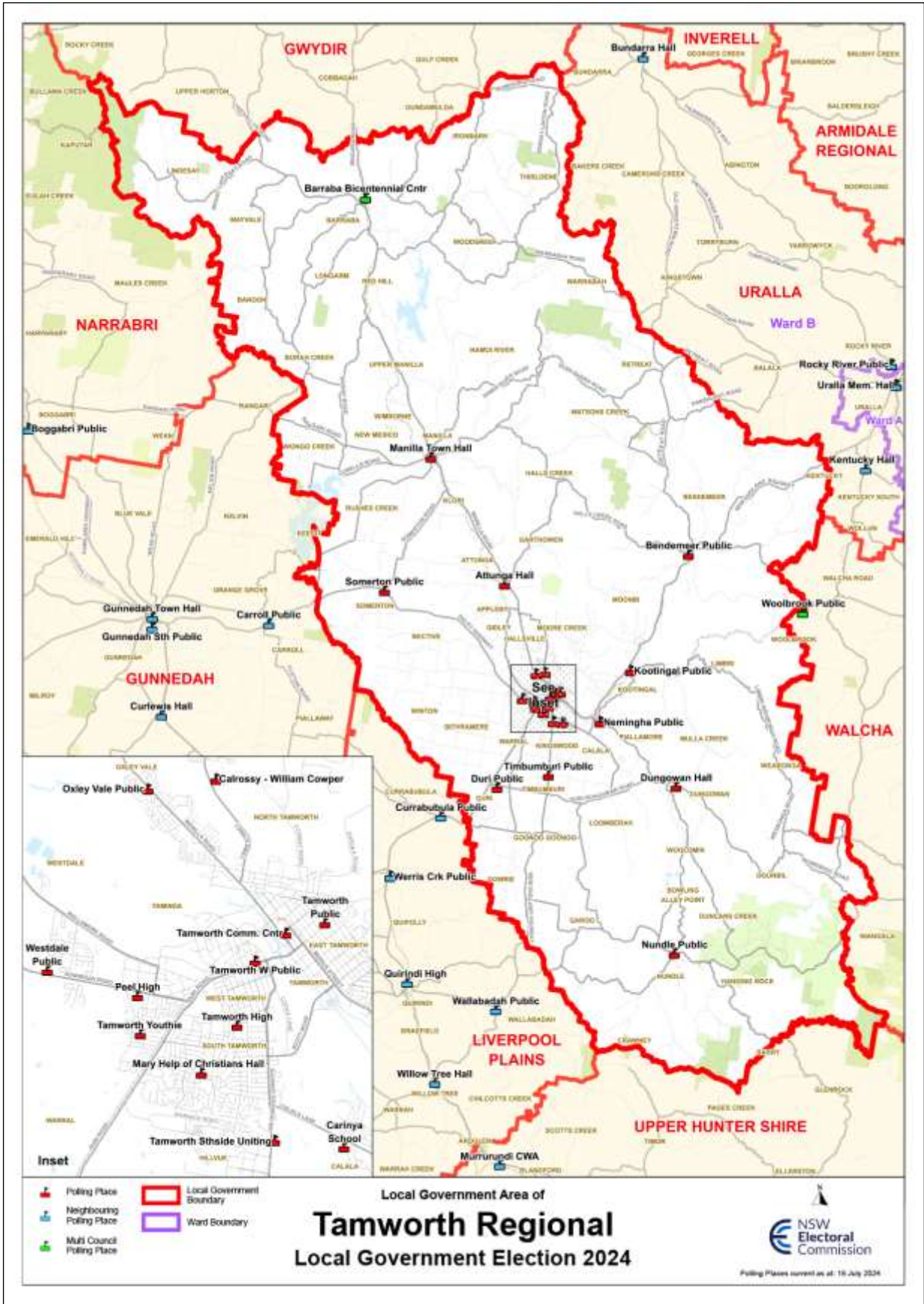
Number of election day polling places: 48

Number of declared institutions: 4

Returning Officer's office: Level 17, 59 Goulburn Street, Haymarket NSW 2000

Public registers: View the registers of candidates, groups, third-party campaigners, parties, party agents, senior office holders, associated entities and official agents, third-party lobbyists, and non-prohibited donors for the 2024 NSW Local Government elections on the [NSW Electoral Commission's website](#).

Tamworth Regional Council



Tamworth election summary

Undivided council

Type of election conducted: Councillor (election of 9 councillors)

Council enrolment: 46,572 Residential roll: 46,569 Non-residential roll: 3

Apparent failure to vote notices issued: 5,304 (11.4% of the residential roll)

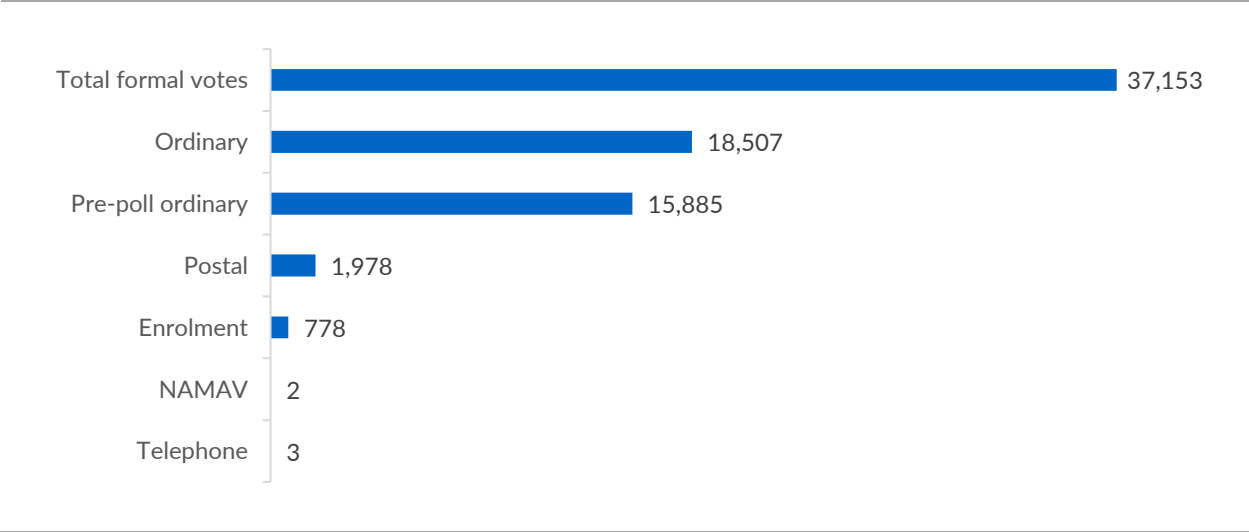
Councillor election

Councillor election total votes: 40,040 Formal: 37,153 Informal: 2,887 Formality rate: 92.8%
Participation rate: 86.5%

Elected councillors (alphabetical by surname)

Councillor name	Affiliation
BROOKE Ryan	The Greens NSW
BUDD Jeffrey	
IMPEY Charles	Independent
MEARS Stephen	Australian Labor Party (NSW Branch)
NORTH Brendon	
RODDA Mark	Independent
SHARPHAM Matt	Independent
SUTHERLAND Marc	Independent
WEBB Russell	Independent

Formal votes cast by vote type for the councillor election



Councillor candidate nominations (alphabetical by surname)

Name	Affiliation
BROOKE Ryan	The Greens NSW
BUDD Jeffrey	
BURKE Bede	
COATES Judy	Independent
EMOJONG Sewa	The Greens NSW
FENN Marie	Independent
FOGARTY Catherine	The Greens NSW
GILLETT Daniel	Independent
GUNNING Robin	The Greens NSW
HUGHES Laura	Australian Labor Party (NSW Branch)
IMPEY Charles	Independent
MEARS Stephen	Australian Labor Party (NSW Branch)
MEYER Greig	Independent
McHUGH Denise	Australian Labor Party (NSW Branch)
NORTH Brendon	
RINDO Sergio	Australian Labor Party (NSW Branch)
ROBINSON Thomas	Australian Labor Party (NSW Branch)
RODDA Mark	Independent
SHARPHAM Matt	Independent
SUTHERLAND Marc	Independent
TAIT Ray	Independent
TOLMIE Gemma-Lea	The Greens NSW
WEBB Russell	Independent
WILLIAMSON Heidi	

Election operations

Number of staff: 169

Number of pre-poll centres: 6

Number of election day polling places: 24

Number of declared institutions: 8

Returning Officer's office: South Street, Gunnedah NSW 2380

Public registers: View the registers of candidates, groups, third-party campaigners, parties, party agents, senior office holders, associated entities and official agents, third-party lobbyists, and non-prohibited donors for the 2024 NSW Local Government elections on the [NSW Electoral Commission's website](#).



Temora election summary

Undivided council

Type of election conducted: Councillor (election of 9 councillors)

Council enrolment: 4,657 Residential roll: 4,657 Non-residential roll: 0

Apparent failure to vote notices issued: 373 (8% of the residential roll)

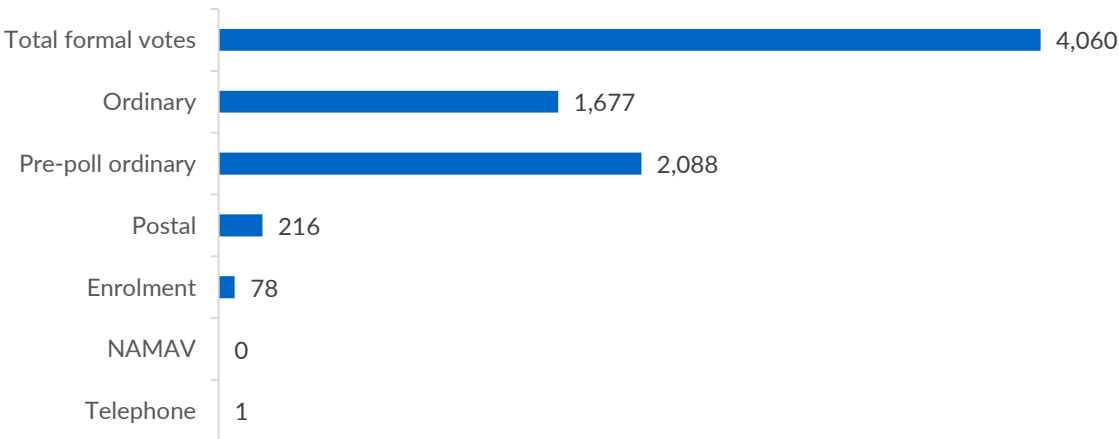
Councillor election

Councillor election total votes: 4,175 Formal: 4,060 Informal: 115 Formality rate: 97.2% Participation rate: 90.1%

Elected councillors (alphabetical by surname)

Councillor name	Affiliation
BUSHELL Belinda	
DJUKIC Narelle	
FIRMAN Rick	
HAWKEN Brenton	
IRVINE Anthony	
JUDD Nigel	
MAHON Paul	
SINCLAIR Graham	
SMITH Kenneth	

Formal votes cast by vote type for the councillor election



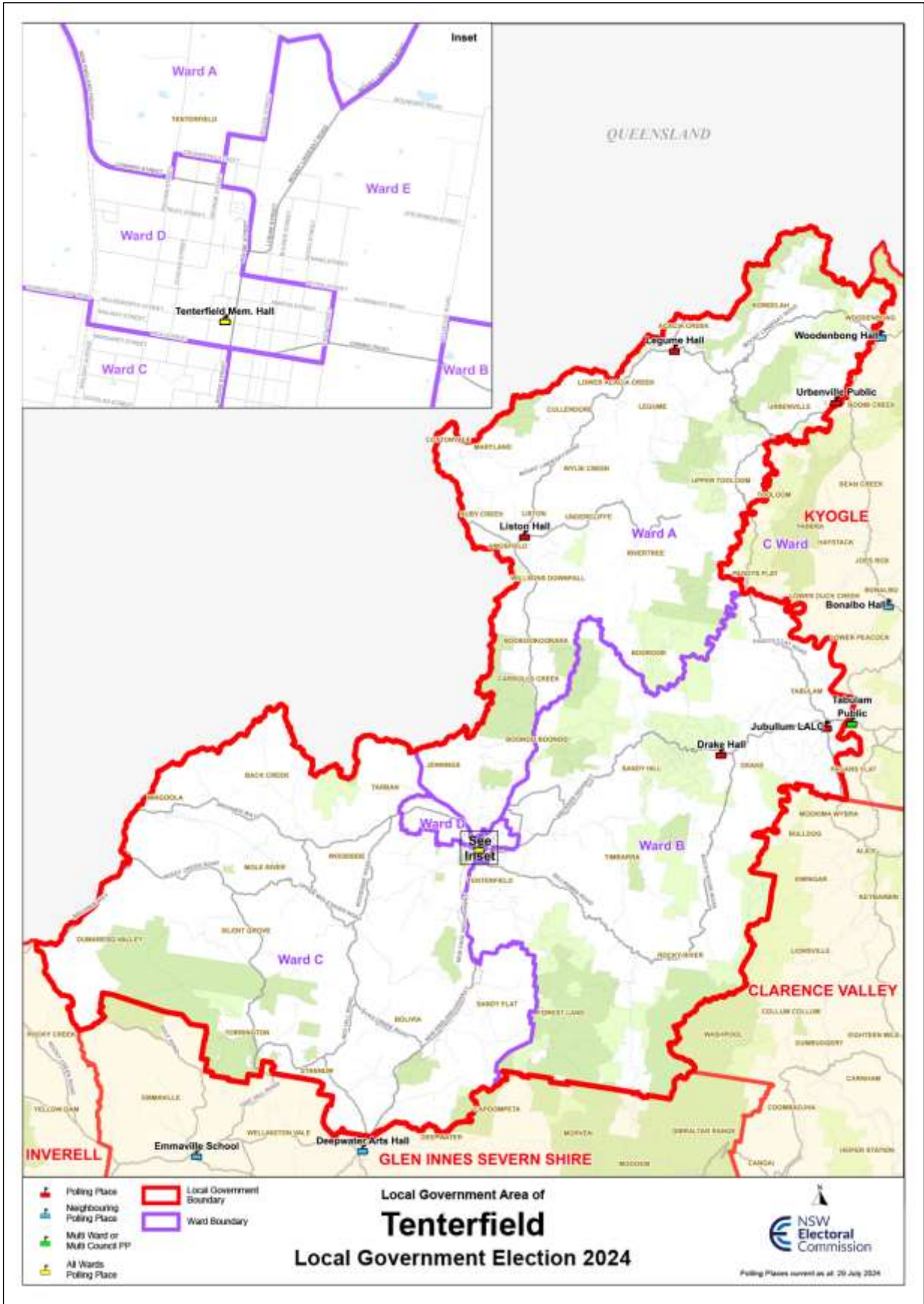
Councillor candidate nominations (alphabetical by surname)

Name	Affiliation
BLEYER Philip	Independent
BUSHBY Martin	Independent
BUSHELL Belinda	
CARR Sigrid	Independent
DJUKIC Narelle	
FARLOW Mitchell	Independent
FIRMAN Rick	
HAWKEN Brenton	
IRVINE Anthony	
JUDD Nigel	
MAHON Paul	
MATTHEWS Robert	
MCCRAE Dean	Independent
SINCLAIR Graham	
SMITH Kenneth	

Election operations**Number of staff:** 18**Number of pre-poll centres:** 1**Number of election day polling places:** 3**Number of declared institutions:** 3**Returning Officer's office:** 5 See Street, Marrar NSW 2652

Public registers: View the registers of candidates, groups, third-party campaigners, parties, party agents, senior office holders, associated entities and official agents, third-party lobbyists, and non-prohibited donors for the 2024 NSW Local Government elections on the [NSW Electoral Commission's website](#).

Tenterfield Shire Council



Tenterfield election summary

Divided council: Ward A | Ward B | Ward C | Ward D | Ward E

Type of election conducted: Councillor (election of 10 councillors, 2 from each ward)

Council enrolment (for contested elections): 3,944 **Residential roll:** 3,943 **Non-residential roll:** 1

Apparent failure to vote notices issued: 718 (18.2% of the residential roll)

Councillor election

For the Tenterfield Shire Council, at the close of nominations, two (2) candidate nominations were accepted for the two (2) councillor positions for Ward B and the election for this ward was uncontested and there was no need for electors to vote. The two (2) candidates for Ward B were declared elected on Saturday, 14 September 2024.

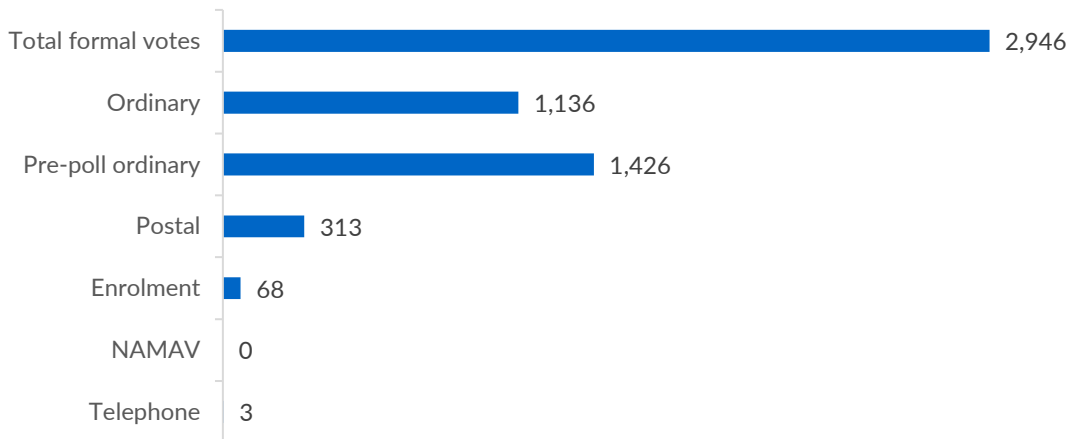
Councillor election total votes (for contested elections): 3,073 **Formal:** 2,946 **Informal:** 127 **Formality rate:** 95.9% **Participation rate:** 79%

Formality and participation by ward: Ward: A **Formality rate:** 94.4% **Participation rate:** 74.6% | Ward: C **Formality rate:** 95.3% **Participation rate:** 72.7% | Ward: D **Formality rate:** 97.0% **Participation rate:** 85.8% **Ward: E Formality rate:** 96.6% **Participation rate:** 82.8%

Elected councillors (alphabetical by surname, by ward)

Ward	Councillor name	Affiliation
Tenterfield A	BONNER Tim	
Tenterfield A	PURCELL Gregory	Independent
Tenterfield B	PETRIE Bronwyn	Independent
Tenterfield B	TURNER Roger	Independent
Tenterfield C	MURPHY Peter	Independent
Tenterfield C	PETTY Peter	
Tenterfield D	BANCROFT Owen	Independent
Tenterfield D	RHODES Kim	Independent
Tenterfield E	PETERS Thomas	Independent
Tenterfield E	SAUER Greg	Independent

Formal votes cast by vote type for the councillor election



Councillor candidate nominations (alphabetical by surname, by ward)

Ward	Name	Affiliation
Tenterfield A	BONNER Tim	
Tenterfield A	PURCELL Gregory	Independent
Tenterfield A	RAYMOND Ben	Independent
Tenterfield B	PETRIE Bronwyn	Independent
Tenterfield B	TURNER Roger	Independent
Tenterfield C	MOYLAN Joshua	
Tenterfield C	MURPHY Peter	Independent
Tenterfield C	PETTY Peter	
Tenterfield D	BANCROFT Owen	Independent
Tenterfield D	CROSTHWAITE Allen	Independent
Tenterfield D	MACNISH John	Independent
Tenterfield D	RHODES Kim	Independent
Tenterfield E	PETERS Thomas	Independent
Tenterfield E	SAUER Greg	Independent
Tenterfield E	SING Matthew	

Election operations

Number of staff: 21

Number of pre-poll centres: 1

Number of election day polling places: 4

Number of declared institutions: 0

Returning Officer's office: 4 Zadoc Street , Lismore NSW 2480

Public registers: View the registers of candidates, groups, third-party campaigners, parties, party agents, senior office holders, associated entities and official agents, third-party lobbyists, and non-prohibited donors for the 2024 NSW Local Government elections on the [NSW Electoral Commission's website](#).



The Hills election summary

Divided council: Central Ward | East Ward | North Ward | West Ward

Type of election conducted: Councillor (election of 12 councillors, 3 from each ward) | Mayor

Council enrolment: 135,611 **Residential roll:** 135,607 **Non-residential roll:** 4

Apparent failure to vote notices issued: 12,822 (9.5% of the residential roll)

Councillor election

Councillor election total votes: 118,956 **Formal:** 113,091 **Informal:** 5,865 **Formality rate:** 95.1%

Participation rate: 89%

Formality and participation by ward: **Ward: Central** **Formality rate:** 95.4% **Participation rate:** 88.7%

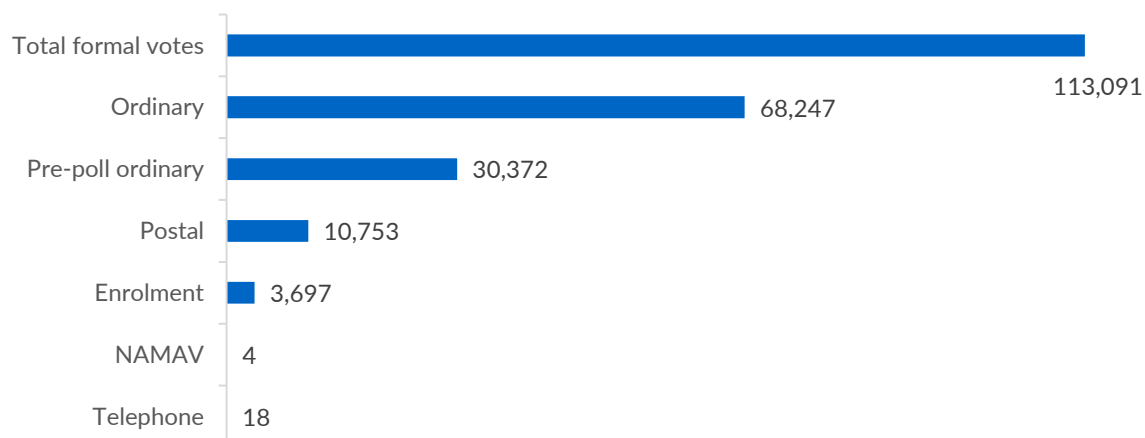
Ward: East **Formality rate:** 95.9% **Participation rate:** 87.6% | **Ward: North** **Formality rate:** 95.2%

Participation rate: 90.5% | **Ward: West** **Formality rate:** 93.8% **Participation rate:** 89.2%

Elected councillors (alphabetical by surname, by ward)

Ward	Councillor name	Affiliation
The Hills Central	CARTWRIGHT Tina	Australian Labor Party (NSW Branch)
The Hills Central	COX Jerome	The Liberal Party Of Australia, New South Wales Division
The Hills Central	JETHI Reena	The Liberal Party Of Australia, New South Wales Division
The Hills East	GREVTSEVA Jane	Australian Labor Party (NSW Branch)
The Hills East	HASELDEN Alan	The Liberal Party Of Australia, New South Wales Division
The Hills East	UNO Samuel	The Liberal Party Of Australia, New South Wales Division
The Hills North	BLUE Mitchell	The Liberal Party Of Australia, New South Wales Division
The Hills North	JACKSON Jacob	The Liberal Party Of Australia, New South Wales Division
The Hills North	KASBY Mila	The Greens NSW
The Hills West	BONEHAM Rosemarie	The Liberal Party Of Australia, New South Wales Division
The Hills West	DE MASI Frank	The Liberal Party Of Australia, New South Wales Division
The Hills West	SELVARAJ Immanuel	Australian Labor Party (NSW Branch)

Formal votes cast by vote type for the councillor election



Councillor candidate nominations (alphabetical by surname, by ward)

Ward	Name	Affiliation
The Hills Central	BROWN Raymond	
The Hills Central	CARTWRIGHT Tina	Australian Labor Party (NSW Branch)
The Hills Central	CHAI Cheung	Australian Labor Party (NSW Branch)
The Hills Central	COX Jerome	The Liberal Party Of Australia, New South Wales Division
The Hills Central	HOSSEINIPOUR Seyed	The Greens NSW
The Hills Central	HUGHES Samuel	The Greens NSW
The Hills Central	JETHI Reena	The Liberal Party Of Australia, New South Wales Division
The Hills Central	PACKER Danielle	The Greens NSW
The Hills Central	SINGH Gurdip	Australian Labor Party (NSW Branch)
The Hills Central	VISWANATH Manjula	The Liberal Party Of Australia, New South Wales Division
The Hills East	GREVTSEVA Jane	Australian Labor Party (NSW Branch)
The Hills East	HASELDEN Alan	The Liberal Party Of Australia, New South Wales Division
The Hills East	McDONALD Suzannah	The Greens NSW
The Hills East	PUNCH Andrew	Australian Labor Party (NSW Branch)
The Hills East	SUNDARARAJAN Senthil	Australian Labor Party (NSW Branch)
The Hills East	UNO Samuel	The Liberal Party Of Australia, New South Wales Division
The Hills East	WEI Leo	The Liberal Party Of Australia, New South Wales Division
The Hills East	WONG SEE Tian	The Greens NSW
The Hills East	WOOLNOUGH Catherine	The Greens NSW
The Hills North	BIRCAN Dilvan	Australian Labor Party (NSW Branch)
The Hills North	BLUE Mitchell	The Liberal Party Of Australia, New South Wales Division

Ward	Name	Affiliation
The Hills North	COLLINS Brooke	The Liberal Party Of Australia, New South Wales Division
The Hills North	FARQUHAR Kaitlyn	Australian Labor Party (NSW Branch)
The Hills North	JACKSON Jacob	The Liberal Party Of Australia, New South Wales Division
The Hills North	KASBY Mila	The Greens NSW
The Hills North	OLIVEIRA Rebecca	The Greens NSW
The Hills North	SHAHAMAT Vida	The Greens NSW
The Hills North	SHEIKH Bassam	Australian Labor Party (NSW Branch)
The Hills West	BONEHAM Rosemarie	The Liberal Party Of Australia, New South Wales Division
The Hills West	DE MASI Frank	The Liberal Party Of Australia, New South Wales Division
The Hills West	LEE Sook	Australian Labor Party (NSW Branch)
The Hills West	NEWLAND Lachlan	Australian Labor Party (NSW Branch)
The Hills West	RAGHAV Seema	Independent
The Hills West	RICHMOND Trent	The Liberal Party Of Australia, New South Wales Division
The Hills West	SELVARAJ Immanuel	Australian Labor Party (NSW Branch)

Candidate nominations rejected/withdrawn: 1 withdrawn (North Ward)

Mayoral election

Mayor election total votes: 119,101 **Formal:** 114,784 (96.4%) **Informal:** 4,317 (3.6%) **Participation rate:** 89%

Elected mayor: BYRNE Michelle, The Liberal Party Of Australia, New South Wales Division

Mayoral candidate nominations (alphabetical by surname)

Name	Affiliation
BYRNE Michelle	The Liberal Party Of Australia, New South Wales Division
KASBY Mila	The Greens NSW
SELVARAJ Immanuel	Australian Labor Party (NSW Branch)

Election operations

Number of staff: 476

Number of pre-poll centres: 4

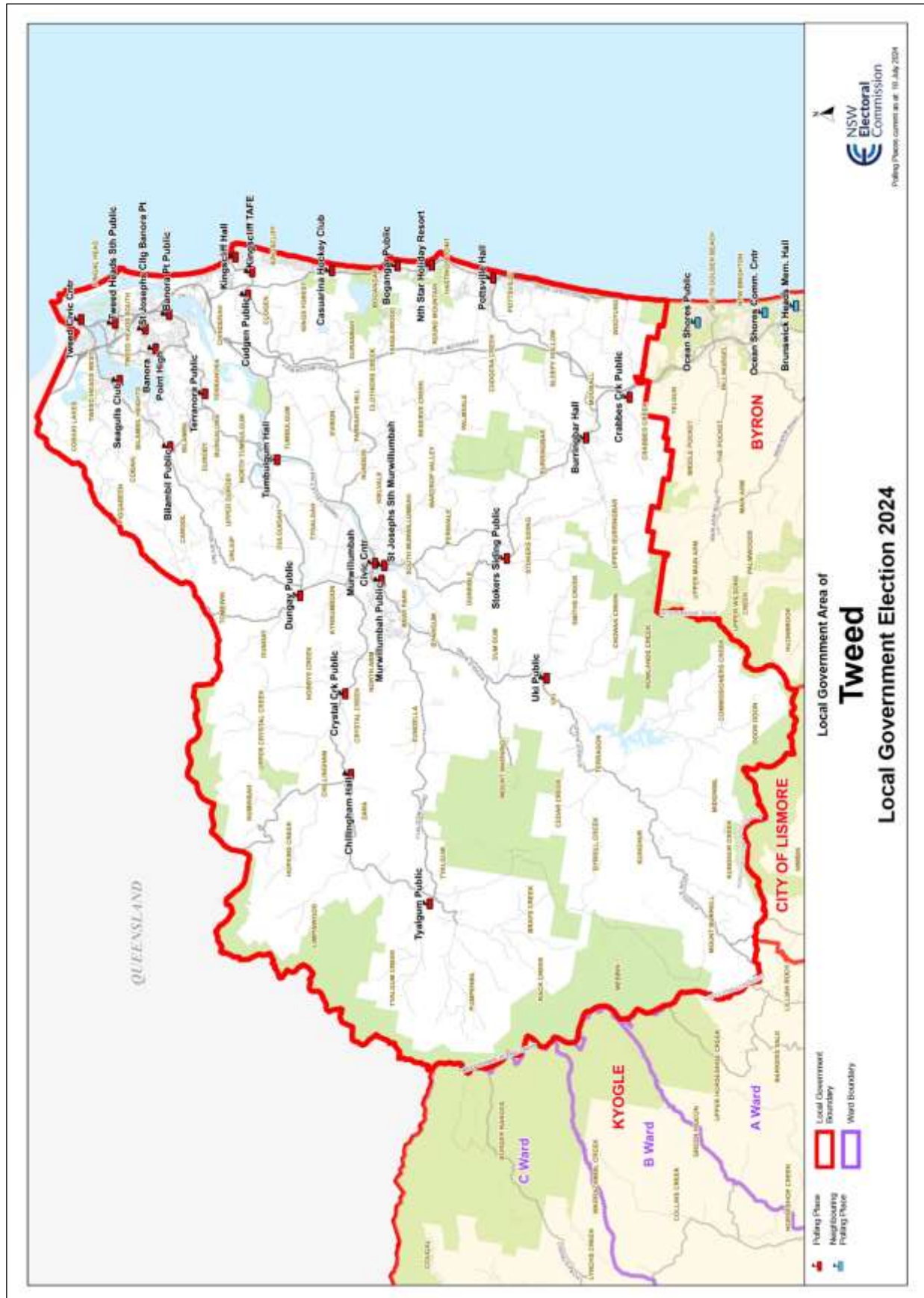
Number of election day polling places: 53

Number of declared institutions: 10

Returning Officer's office: 15Z Conie Avenue, Baulkham Hills NSW 2153

Public registers: View the registers of candidates, groups, third-party campaigners, parties, party agents, senior office holders, associated entities and official agents, third-party lobbyists, and non-prohibited donors for the 2024 NSW Local Government elections on the [NSW Electoral Commission's website](#).

Tweed Shire Council



Tweed election summary

Undivided council

Type of election conducted: Councillor (election of 7 councillors)

Council enrolment: 71,582 **Residential roll:** 71,564 **Non-residential roll:** 18

Apparent failure to vote notices issued: 13,709 (19.2% of the residential roll)

Councillor election

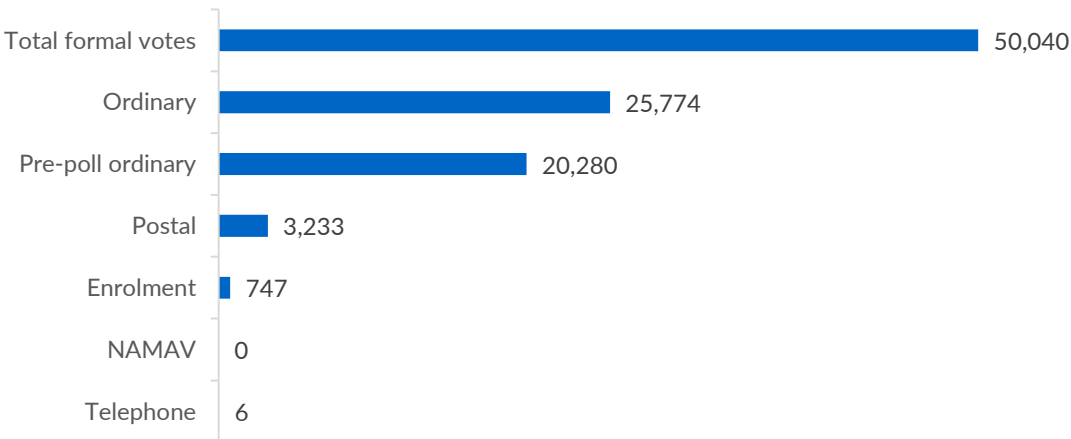
Councillor election total votes: 54,589 **Formal:** 50,040 **Informal:** 4,549 **Formality rate:** 91.7%

Participation rate: 77%

Elected councillors (alphabetical by surname)

Councillor name	Affiliation
BRINSMEAD Rhiannon	The Liberal Party Of Australia, New South Wales Division
BYRNES Reece	Australian Labor Party (NSW Branch)
CHERRY Chris	Independent
DENNIS Meredith	Independent
FIRTH Nola	The Greens NSW
HONE Kimberly	Independent
OWEN James	The Liberal Party Of Australia, New South Wales Division

Formal votes cast by vote type for the councillor election



Councillor candidate nominations (alphabetical by surname)

Name	Affiliation
ALLEN David	
ALLSOP Pryce	Independent
BOYD Julie	Independent
BRINSMEAD Rhiannon	The Liberal Party Of Australia, New South Wales Division
BROUWER Dirk	Independent
BYRNES Reece	Australian Labor Party (NSW Branch)
CHERRY Chris	Independent
CHOAT Judith	Australian Labor Party (NSW Branch)
COOPER Gillian	Independent
DENNIS Meredith	Independent
DINSEY Belinda	Independent
DOBBIE Mitch	Independent
EASTON Hannah	
FIRTH Nola	The Greens NSW
GORTON Edna	Independent
GRASSI Jerami	Independent
GREEN Hilary	The Greens NSW
HAYES Jennifer	Independent
HEARDER Susie	Animal Justice Party
HOADE Zachary	Independent
HONE Kimberly	Independent
JOHNSTON Mary-Jayne	The Greens NSW
LARKIN Bill	Independent
LLOYD Kimberley	Independent
LOGAN Russell	Australian Labor Party (NSW Branch)
MOLE Susan	Independent
McKENZIE James	Independent
O'CONNOR Thomas	The Liberal Party Of Australia, New South Wales Division
OWEN James	The Liberal Party Of Australia, New South Wales Division
POLGLASE Warren	Independent
POULLOUDIS Paul	Independent

Name	Affiliation
ROBINS Sheraden	Animal Justice Party
ROGERS Marie-Antoinette	Australian Labor Party (NSW Branch)
SANDISON Julianne	The Greens NSW
SIBILANT Peter	Independent
SMITH Lindy	Independent
STONE Nicola	Animal Justice Party
TOMPSON Cheryl	Animal Justice Party
TURNER Brady	Independent
USHER Colin	Independent
VALDEZ Clelia	Animal Justice Party
WALES Ned	Independent
WEAVER Peter	Independent
WHITE Trevor	Independent
WILDING Freda	The Liberal Party Of Australia, New South Wales Division

Candidate nominations rejected/withdrawn: 2 rejected

Election operations

Number of staff: 232

Number of pre-poll centres: 5

Number of election day polling places: 27

Number of declared institutions: 15

Returning Officer's office: 68 Gollan Drive, Tweed Heads West NSW 2485

Public registers: View the registers of candidates, groups, third-party campaigners, parties, party agents, senior office holders, associated entities and official agents, third-party lobbyists, and non-prohibited donors for the 2024 NSW Local Government elections on the [NSW Electoral Commission's website](#).



Upper Hunter election summary

Undivided council

Type of election conducted: Councillor (election of 9 councillors)

Council enrolment: 10,555 Residential roll: 10,555 Non-residential roll: 0

Apparent failure to vote notices issued: 1,307 (12.4% of the residential roll)

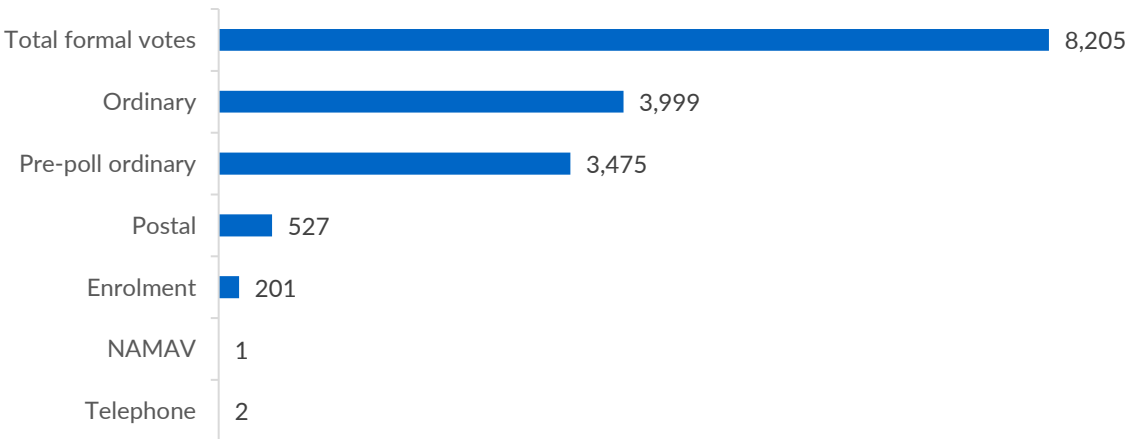
Councillor election

Councillor election total votes: 8,874 Formal: 8,205 Informal: 669 Formality rate: 92.5% Participation rate: 84.9%

Elected councillors (alphabetical by surname)

Councillor name	Affiliation
CLOUT Tayah	Independent
COLLISON Maurice	Independent
FRASER George	Independent
MCPHEE Allison	Independent
McGILL Peter	Independent
RYAN Pat	Independent
SHIELDS Earle	Independent
STOLZ Troy	Independent
WILLIAMSON Adam	Independent

Formal votes cast by vote type for the councillor election



Councillor candidate nominations (alphabetical by surname)

Name	Affiliation
BURNS James	Independent
CLOUT Tayah	Independent
COLLISON Maurice	Independent
FRASER George	Independent
MCPHEE Allison	Independent
McGILL Peter	Independent
RICHARDS Christopher	Independent
RYAN Pat	Independent
SHIELDS Earle	Independent
STOLZ Troy	Independent
WILLIAMSON Adam	Independent

Candidate nominations rejected/withdrawn: 1 rejected

Election operations

Number of staff: 42

Number of pre-poll centres: 3

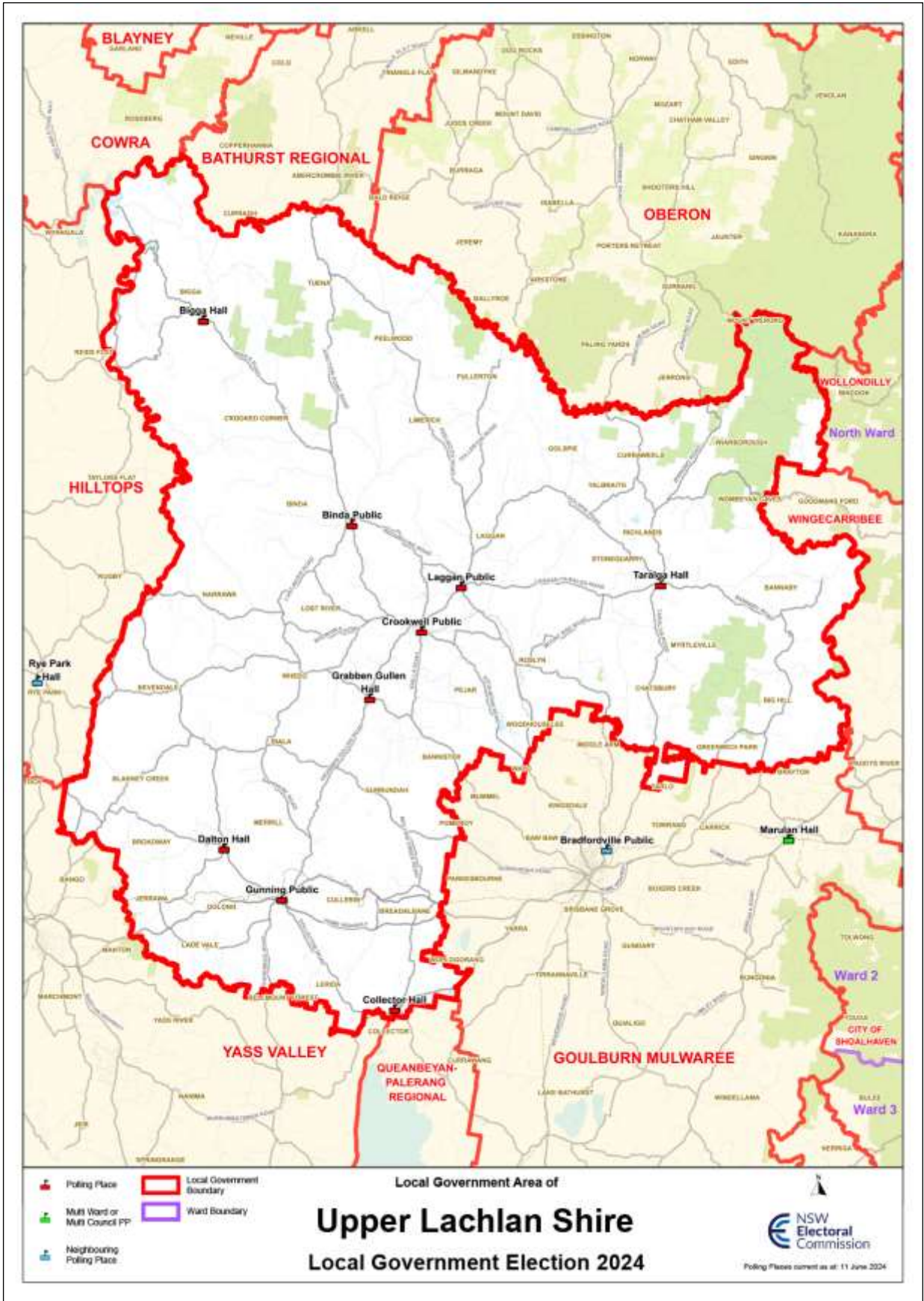
Number of election day polling places: 7

Number of declared institutions: 3

Returning Officer's office: Shop 1, 60-82 Bridge Street , Muswellbrook NSW 2333

Public registers: View the registers of candidates, groups, third-party campaigners, parties, party agents, senior office holders, associated entities and official agents, third-party lobbyists, and non-prohibited donors for the 2024 NSW Local Government elections on the [NSW Electoral Commission's website](#).

Upper Lachlan Shire Council



Upper Lachlan election summary

Undivided council

Type of election conducted: Councillor (election of 9 councillors)

Council enrolment: 6,649 Residential roll: 6,648 Non-residential roll: 1

Apparent failure to vote notices issued: 741 (11.1% of the residential roll)

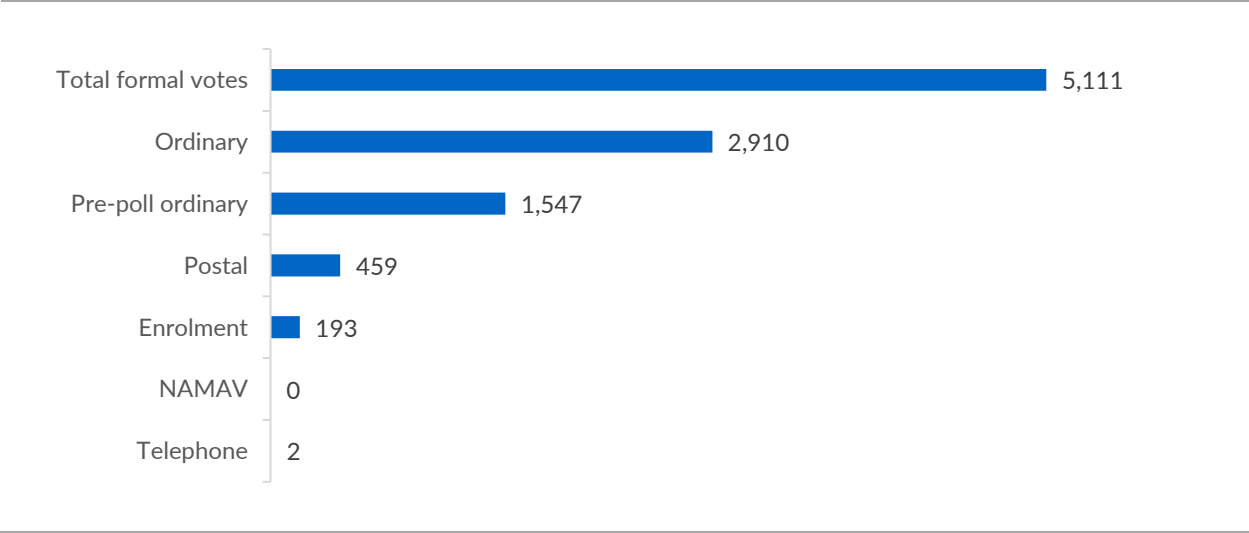
Councillor election

Councillor election total votes: 5,619 Formal: 5,111 Informal: 508 Formality rate: 91% Participation rate: 85.8%

Elected councillors (alphabetical by surname)

Councillor name	Affiliation
CAMERON Rob	
CULHANE Paul	Independent
FLANAGAN Vivienne	
HARRIS Gregory	Libertarian Party (Formerly Liberal Democrats)
MEGGITT Alexandra	Independent
PEIRCE Simon	Independent
REYNOLDS Susan	Independent
SEARL John	Independent
YALLOURIS Terry	Independent

Formal votes cast by vote type for the councillor election



Councillor candidate nominations (alphabetical by surname)

Name	Affiliation
CAMERON Rob	
CROWE Dennis	Independent
CULHANE Paul	Independent
DYER Graham	
FLANAGAN Vivienne	
HARRIS Gregory	Libertarian Party (Formerly Liberal Democrats)
MEGGITT Alexandra	Independent
MILLS Paul	Independent
McDONALD Nathan	Independent
PEIRCE Simon	Independent
REYNOLDS Susan	Independent
SEARL John	Independent
YALLOURIS Terry	Independent

Election operations

Number of staff: 42

Number of pre-poll centres: 1

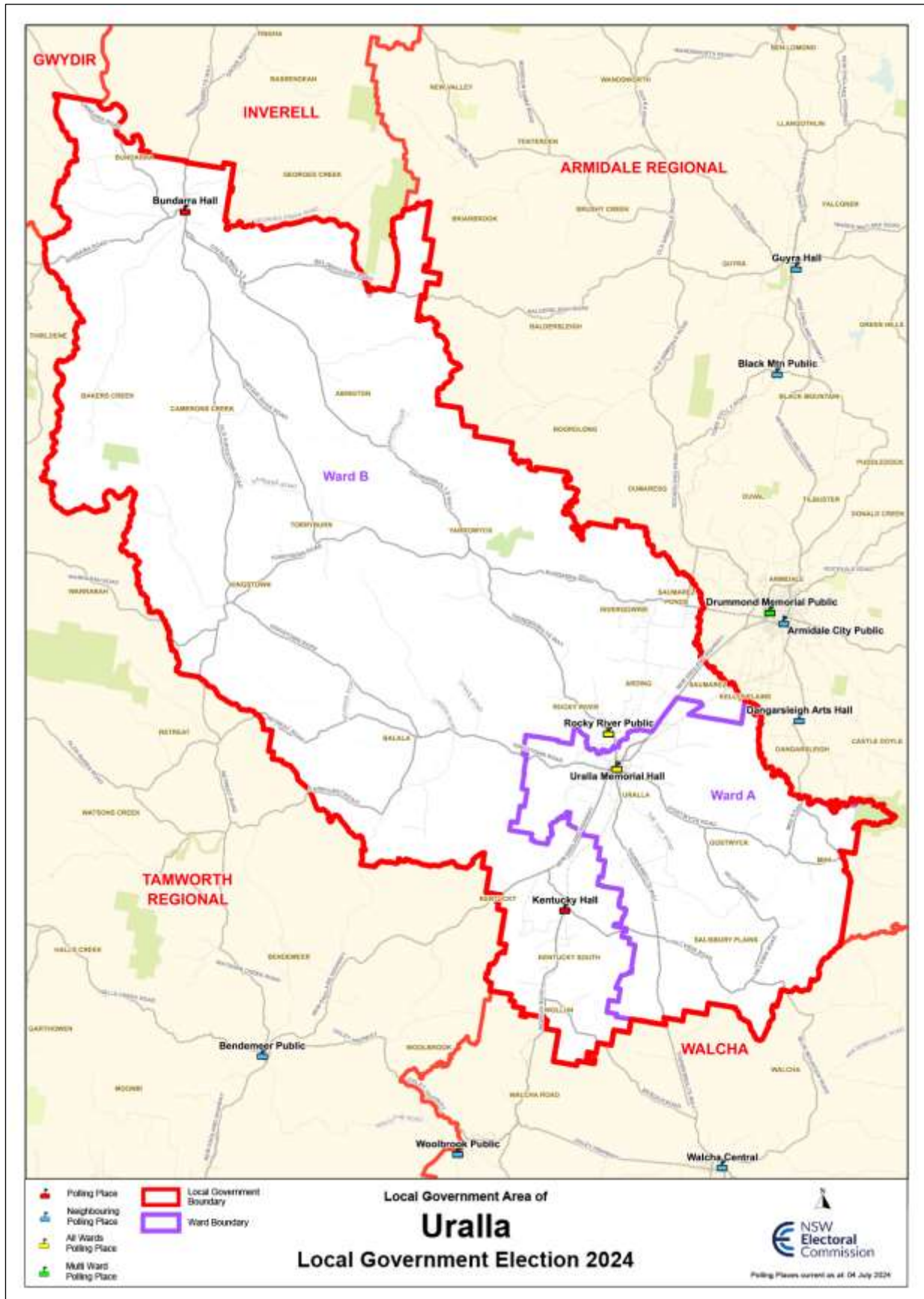
Number of election day polling places: 10

Number of declared institutions: 1

Returning Officer's office: Shops G & J, 322-326 Auburn Street, Goulburn NSW 2580

Public registers: View the registers of candidates, groups, third-party campaigners, parties, party agents, senior office holders, associated entities and official agents, third-party lobbyists, and non-prohibited donors for the 2024 NSW Local Government elections on the [NSW Electoral Commission's website](#).

Uralla Shire Council



Uralla election summary

Divided council: Ward A | Ward B

Type of election conducted: Councillor (election of 8 councillors, 4 from each ward) | Mayor | Referendum (2 questions) – it is compulsory to vote in a referendum

Council enrolment (for contested elections): 4,699 **Residential roll:** 4,699 **Non-residential roll:** 0

Apparent failure to vote notices issued: 660 (14% of the residential roll)

Councillor election

For the Uralla Shire Council, at the close of nominations, four (4) candidate nominations were accepted for the four (4) councillor positions for each of Ward A and Ward B and the elections for these wards was uncontested and there was no need for electors to vote. The eight (8) candidates were declared elected on Saturday, 14 September 2024.

Elected councillors (alphabetical by surname, by ward)

Ward	Councillor name	Affiliation
Uralla A	BLAKESTER Adam	Independent
Uralla A	MAILLER David	
Uralla A	O'CONNOR Tom	Independent
Uralla A	PETROV Lone	
Uralla B	ARNOLD Kathrine	
Uralla B	BURROWS Sarah	Independent
Uralla B	DORAN Leanne	
Uralla B	PHILP Jen	

Mayoral election

For the Uralla Shire Council, at the close of nominations, one (1) nomination was accepted for the position of mayor and the election was uncontested and there was no need for electors to vote. The candidate was declared elected on Saturday, 14 September 2024.

Elected mayor: BELL Robert, Independent

Constitutional referendum

Referendum question 1: Are you in favour of the Mayor being elected by the Councillors?

Referendum outcome 1: No (Yes: 47.7%; No: 52.3%)

Referendum question 2: Are you in favour of removing the current ward system so that all electors vote for all Councillors that represent the Uralla Shire Council area?

Referendum outcome 2: Yes (Yes: 66.9%; No: 33.1%)

Election operations

Number of staff: 32

Number of pre-poll centres: 2

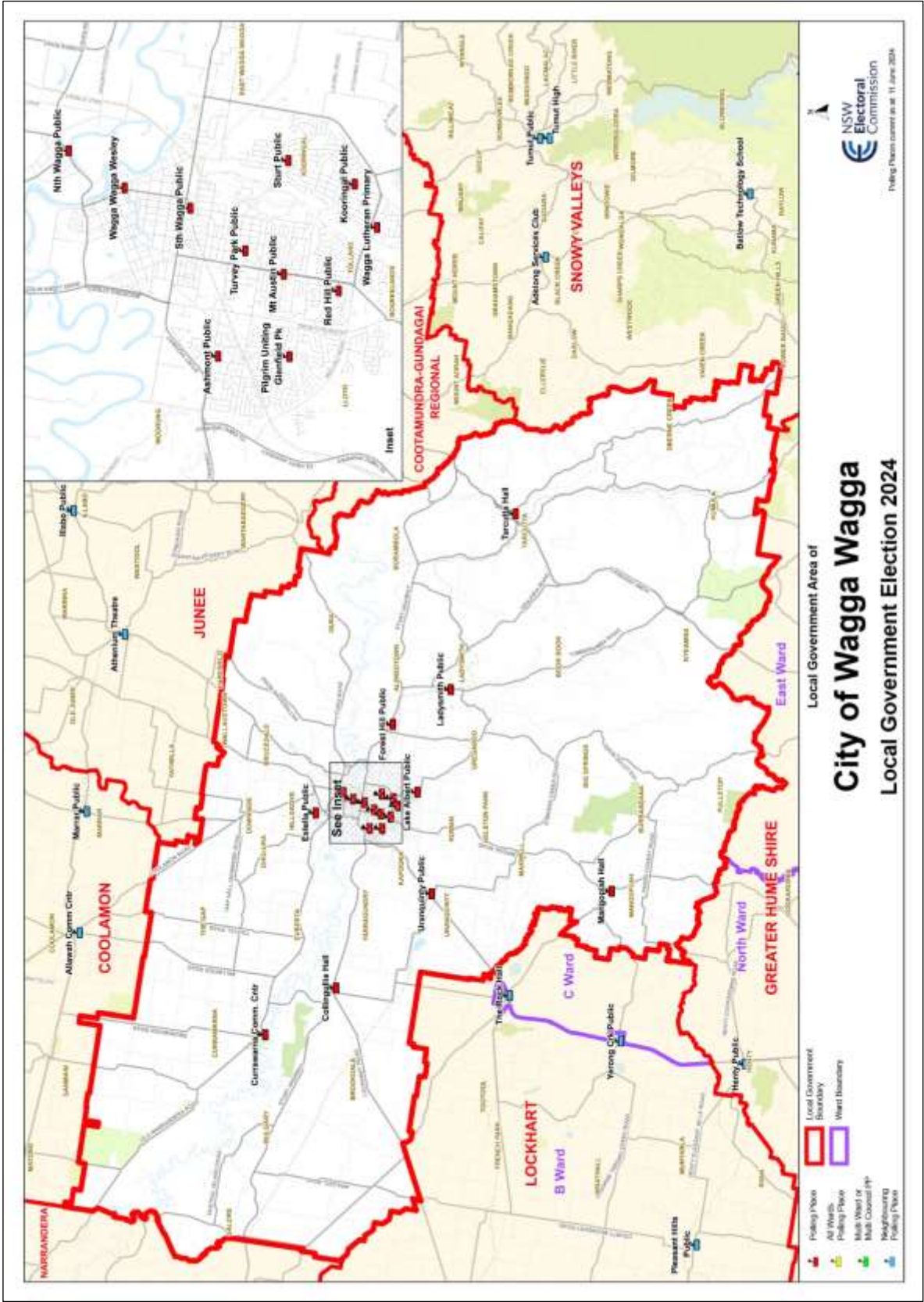
Number of election day polling places: 5

Number of declared institutions: 0

Returning Officer's office: 214 Beardy Street, Armidale NSW 2350

Public registers: View the registers of candidates, groups, third-party campaigners, parties, party agents, senior office holders, associated entities and official agents, third-party lobbyists, and non-prohibited donors for the 2024 NSW Local Government elections on the [NSW Electoral Commission's website](#).

The Council of the City of Wagga Wagga



Wagga Wagga election summary

Undivided council

Type of election conducted: Councillor (election of 9 councillors)

Council enrolment: 47,353 Residential roll: 47,347 Non-residential roll: 6

Apparent failure to vote notices issued: 6,472 (13.7% of the residential roll)

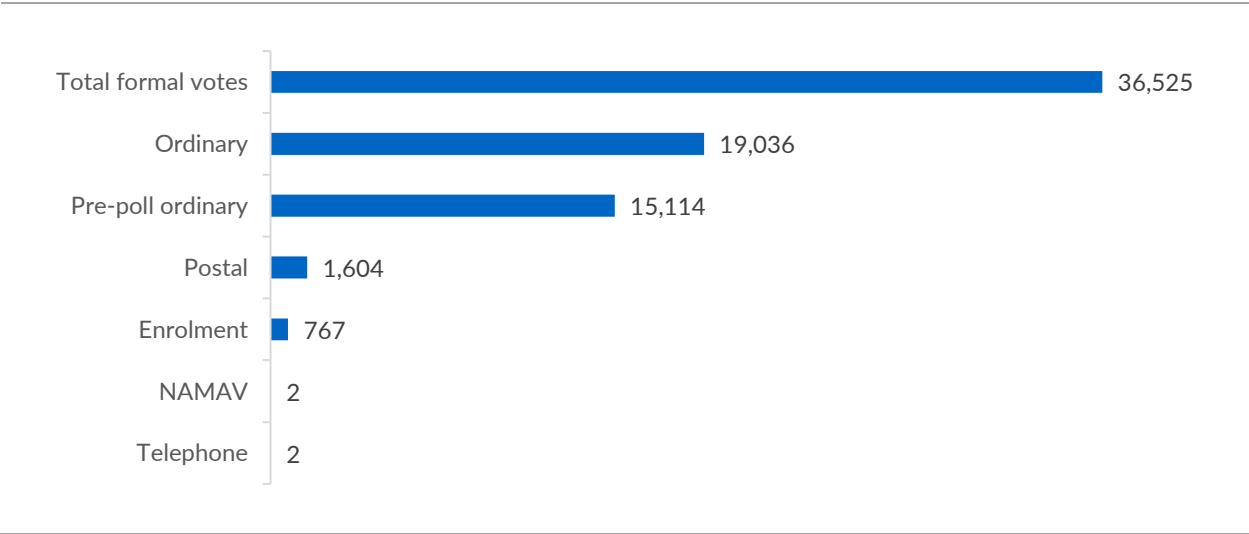
Councillor election

Councillor election total votes: 39,758 Formal: 36,525 Informal: 3,233 Formality rate: 91.9%
Participation rate: 84.7%

Elected councillors (alphabetical by surname)

Councillor name	Affiliation
CONDRON Allana	Independent
DAVIES Georgie	Independent
FOLEY Richard	Independent
KOSCHEL Tim	Independent
McKINNON Jenny	The Greens NSW
PARKINS Amelia	Australian Labor Party (NSW Branch)
SUBEDI Karissa	Independent
TANNER Lindsay	Independent
TOUT Dallas	Independent

Formal votes cast by vote type for the councillor election



Councillor candidate nominations (alphabetical by surname)

Name	Affiliation
AKTER Shahnaz	Independent
ASHFAQ Hina	Independent
AVO Samuel	Independent
BARI Midya	Independent
BENEDYKA George	The Greens NSW
BUTTS Karen	Independent
COCKS Paul	Australian Christians
CONDRON Allana	Independent
COWELL Christopher	Australian Christians
DALE Steven	Australian Labor Party (NSW Branch)
DAVIES Georgie	Independent
DEANER Wayne	Independent
DEDINI Ryan	Independent
EVANS Jacinta	Independent
FOLEY Richard	Independent
GANNON Anna	Independent
GAWLER Virginia	The Greens NSW
GORDON Rosina	
HENDERSON Mick	Independent
HUMPHRIES Sarah	Independent
INGRAM Chris	Independent
JAMESON Sarah-Jane	Independent
JEFFRESON Mark	Australian Labor Party (NSW Branch)
KANCK Christopher	Independent
KENNEDY John	Independent
KOSCHEL Tim	Independent
KURIEN Pradeep	Independent
KURYLOWICZ Tim	Australian Labor Party (NSW Branch)
LAWLOR Clare	Independent
MANDERSON Gail	Independent
MANJINDER Singh	Independent

Name	Affiliation
MAYBON Darcy	Australian Christians
MCKENZIE Rory	Independent
MUSYIMI Dorcas	Australian Christians
McCAUSLAND Paul	Australian Christians
McKINNON Jenny	The Greens NSW
NABI Saba	Independent
NORTON Megan	Independent
NUGENT Michael	Independent
O'KANE Kelly	
PARKINS Amelia	Australian Labor Party (NSW Branch)
PATEL Birenghai	Independent
PRANGNELL Roslyn (Ros)	Independent
ROBERTS Andrew	Independent
RUSH Emma	The Greens NSW
RYOT Sam	The Greens NSW
SALAMON Kane	
SANG DONG Nin Nin	Independent
SINCLAIR Julie	
SINCLAIR Robert	
SUBEDI Karissa	Independent
TANNER Ali	Independent
TANNER Lindsay	Independent
TAYLOR Steve	Independent
TOUT Dallas	Independent
TUOVI Andrew	Independent
TURNER Cassidy	
UDENIYAN Priyanka	Independent
VINCENT Peita	Australian Labor Party (NSW Branch)
VYTHILINGUM Marie (Pascale)	Independent
WATKINS Alisha	Independent

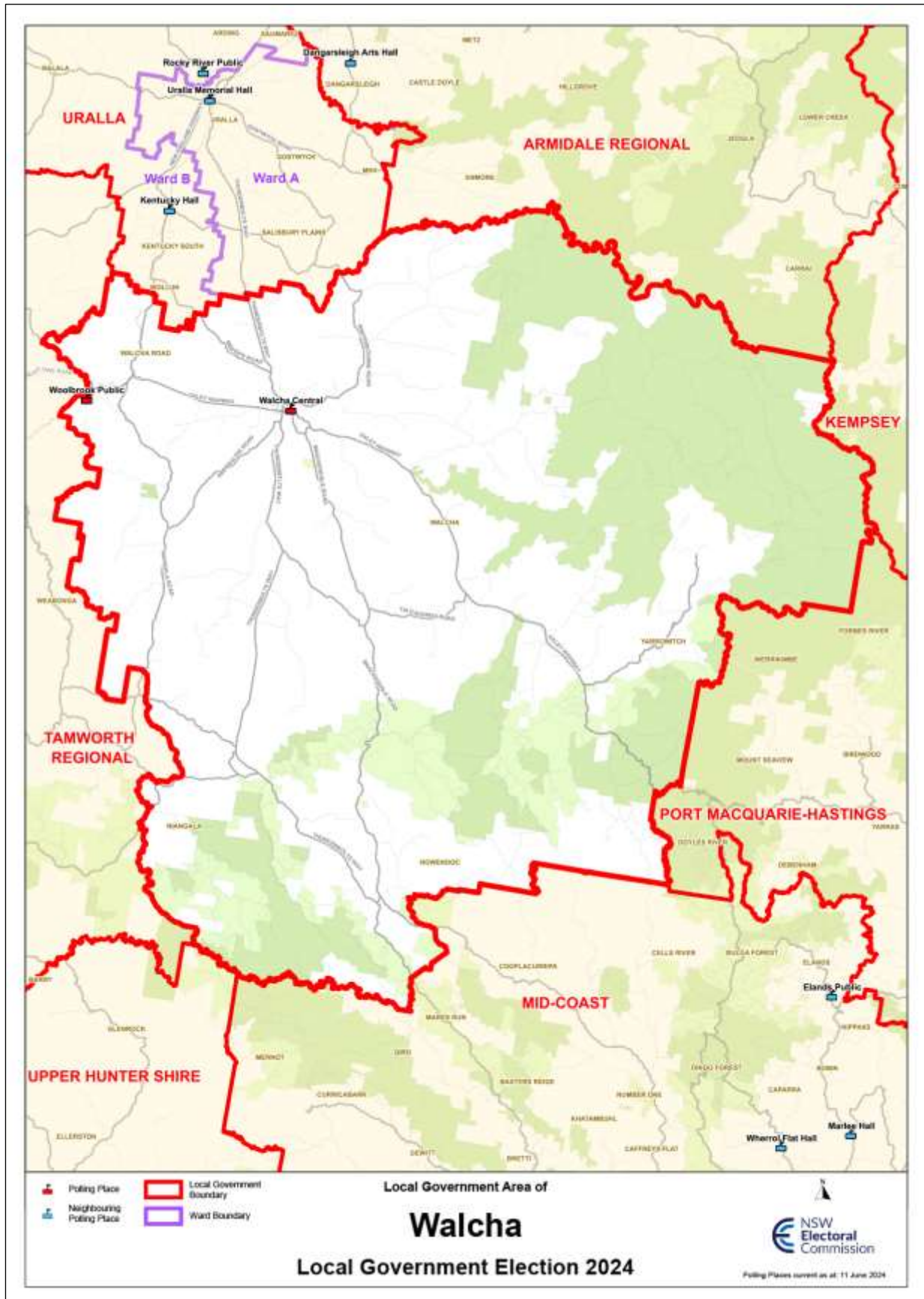
Candidate nominations rejected/withdrawn: 4 withdrawn

Election operations

Number of staff: 191	Number of pre-poll centres: 3
Number of election day polling places: 20	Number of declared institutions: 5
Returning Officer's office: 72 Fitzmaurice Street, Wagga Wagga NSW 2650	

Public registers: View the registers of candidates, groups, third-party campaigners, parties, party agents, senior office holders, associated entities and official agents, third-party lobbyists, and non-prohibited donors for the 2024 NSW Local Government elections on the [NSW Electoral Commission's website](#).

Walcha Council



Walcha election summary

Undivided council

Type of election conducted: Councillor (election of 8 councillors)

Council enrolment: 2,322 Residential roll: 2,322 Non-residential roll: 0

Apparent failure to vote notices issued: 258 (11.1% of the residential roll)

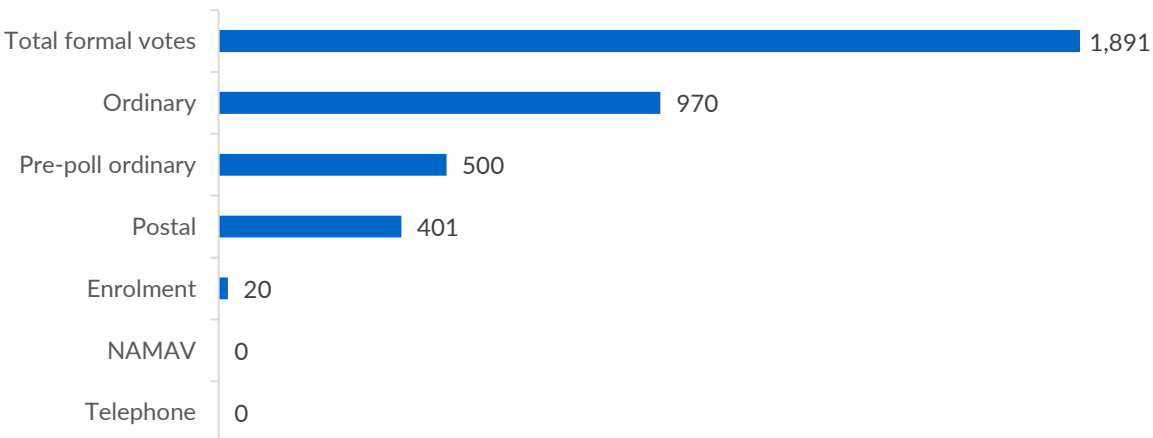
Councillor election

Councillor election total votes: 1,945 Formal: 1,891 Informal: 54 Formality rate: 97.2% Participation rate: 85.2%

Elected councillors (alphabetical by surname)

Councillor name	Affiliation
GREIG Rachel	
IUSTON Adam	Independent
McCOY Stephen	
NOAKES Eric	
O'BRIEN Glen	Independent
OLRICH Gary	
POINTING Anne-Marie	
THOMSON Hyde	Independent

Formal votes cast by vote type for the councillor election



Councillor candidate nominations (alphabetical by surname)

Name	Affiliation
BLOMFIELD Katrina	
FLETCHER Holly	
FLETCHER Warwick	Independent
GREIG Rachel	
IUSTON Adam	Independent
LUCHICH Michael	Independent
McCOY Stephen	
NOAKES Eric	
O'BRIEN Glen	Independent
OLRICH Gary	
POINTING Anne-Marie	
SALTER Judith	
THOMSON Hyde	Independent

Election operations**Number of staff:** 11**Number of pre-poll centres:** 1**Number of election day polling places:** 2**Number of declared institutions:** 0**Returning Officer's office:** 214 Beardy Street, Armidale NSW 2350

Public registers: View the registers of candidates, groups, third-party campaigners, parties, party agents, senior office holders, associated entities and official agents, third-party lobbyists, and non-prohibited donors for the 2024 NSW Local Government elections on the [NSW Electoral Commission's website](#).



Walgett election summary

Undivided council

Type of election conducted: Councillor (election of 9 councillors)

Council enrolment: 3,795 Residential roll: 3,795 Non-residential roll: 0

Apparent failure to vote notices issued: 1,054 (27.8% of the residential roll)

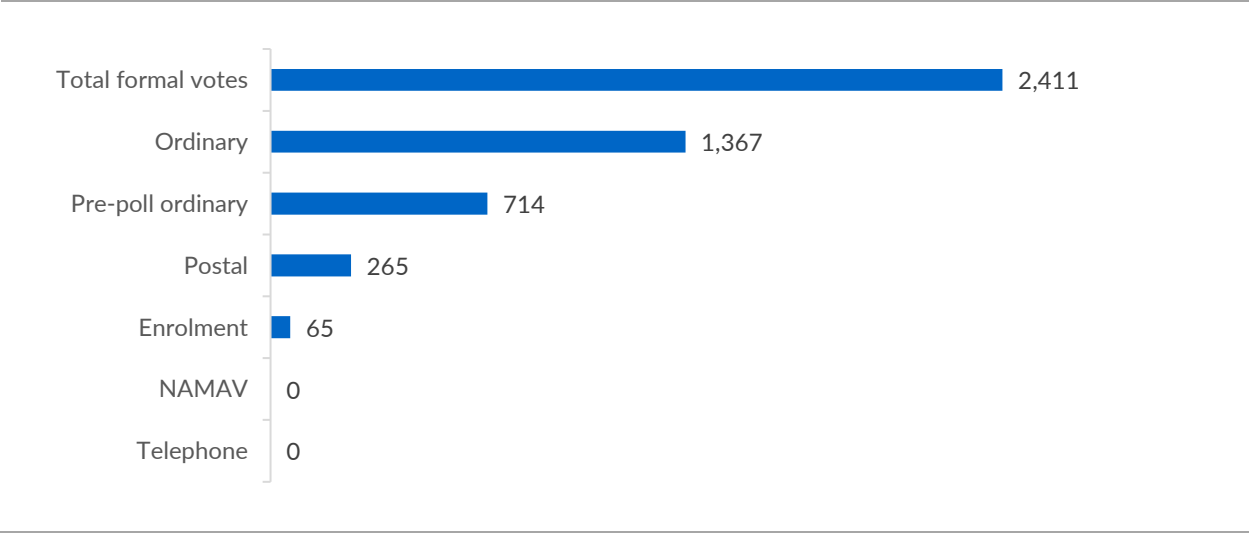
Councillor election

Councillor election total votes: 2,562 Formal: 2,411 Informal: 151 Formality rate: 94.1% Participation rate: 68.6%

Elected councillors (alphabetical by surname)

Councillor name	Affiliation
BAILEY Scott	
COLEMAN Jo	
COOKE Michael	Independent
KEARL Pauline	Independent
KEIR Jane	Independent
RAMIEN Jasen	Independent
RUMMERY Gregory	Independent
SEATON Alfred	Independent
WALFORD Daniel	Independent

Formal votes cast by vote type for the councillor election



Councillor candidate nominations (alphabetical by surname)

Name	Affiliation
BAILEY Scott	
COLEMAN Jo	
COOKE Michael	Independent
HOOK Kaylene (Katie)	Independent
KEARL Pauline	Independent
KEIR Jane	Independent
PETERS Doreen	Independent
PURSE Mary	
RAMIEN Jasen	Independent
ROSE Debra	Independent
RUMMERY Gregory	Independent
SEATON Alfred	Independent
WALFORD Daniel	Independent

Election operations

Number of staff: 24

Number of pre-poll centres: 2

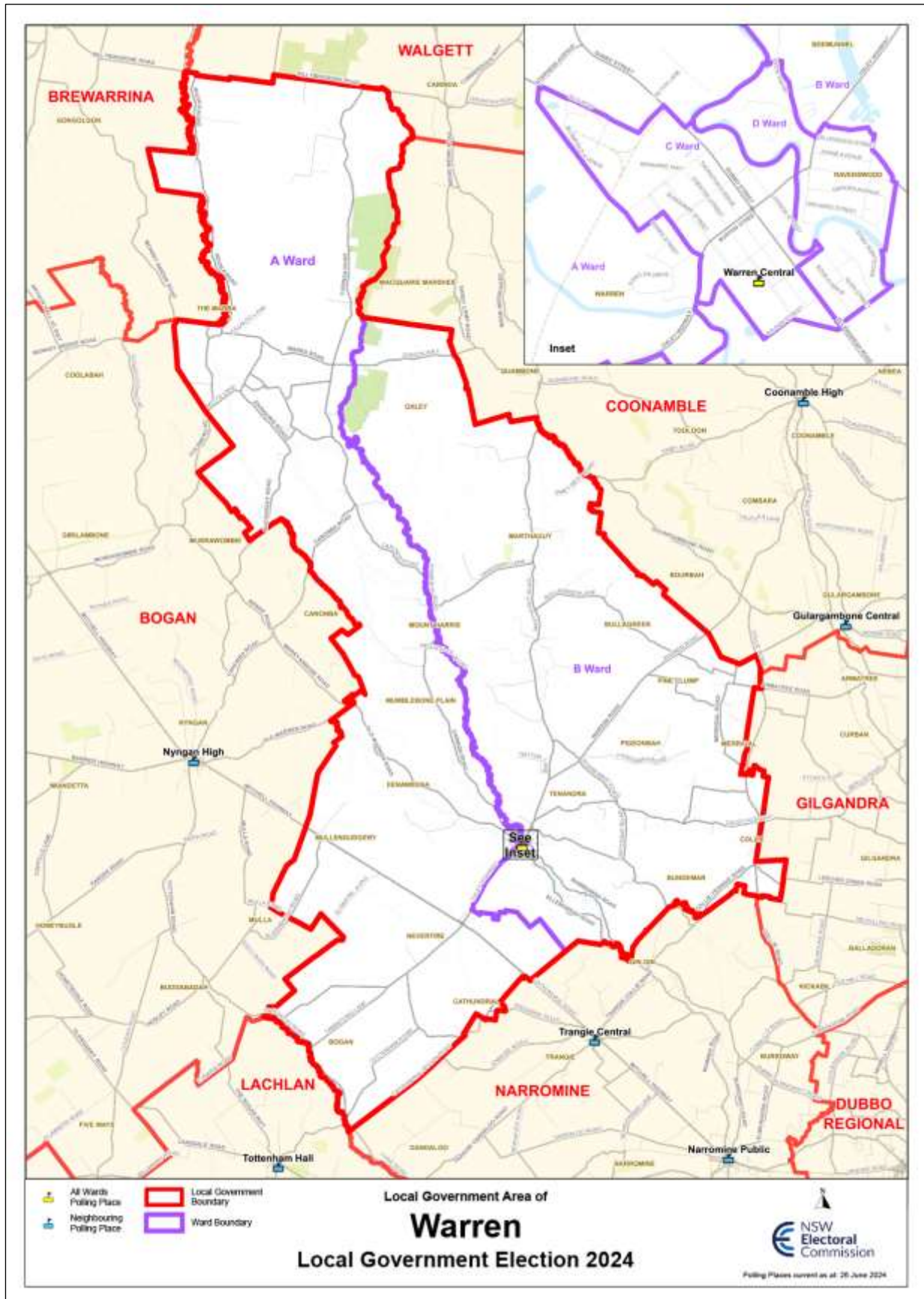
Number of election day polling places: 5

Number of declared institutions: 1

Returning Officer's office: Rear of 117 Tibbereena Street, Narrabri NSW 2390

Public registers: View the registers of candidates, groups, third-party campaigners, parties, party agents, senior office holders, associated entities and official agents, third-party lobbyists, and non-prohibited donors for the 2024 NSW Local Government elections on the [NSW Electoral Commission's website](#).

Warren Shire Council



Warren election summary

Divided council: A Ward | B Ward | C Ward | D Ward

Type of election conducted: Councillor (election of 12 councillors, 3 from each ward)

Council enrolment (for contested elections): 468 **Residential roll:** 467 **Non-residential roll:** 1

Apparent failure to vote notices issued: 146 (31.2% of the residential roll)

Councillor election

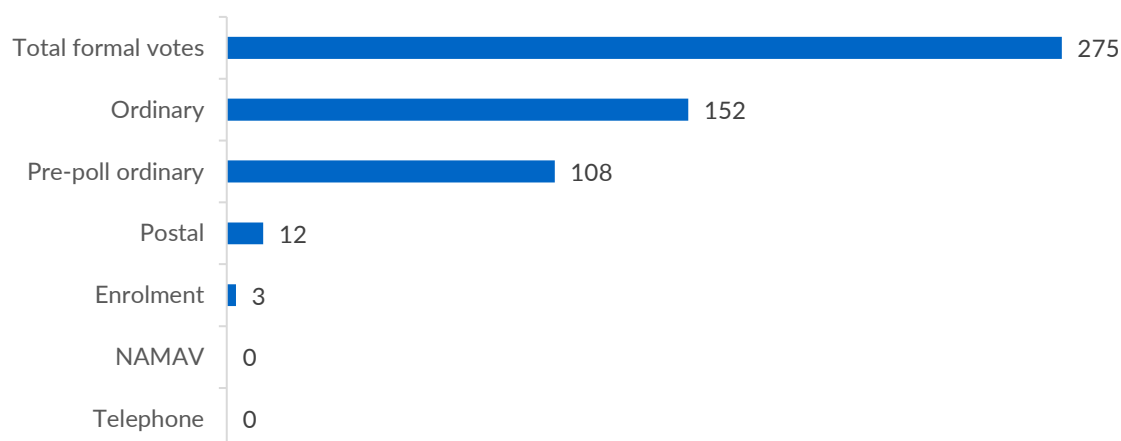
For the Warren Shire Council, at the close of nominations, three (3) candidate nominations were accepted for the three (3) councillor positions for each of A Ward, B Ward and D Ward and the elections for these wards were uncontested and there was no need for electors to vote. The nine (9) candidates for these wards were declared elected on Saturday, 14 September 2024.

Councillor election total votes (for contested elections): 290 **Formal:** 275 **Informal:** 15 **Formality rate:** 94.8%
Participation rate: 62.8%

Elected councillors (alphabetical by surname, by ward)

Ward	Councillor name	Affiliation
Warren A	KINSEY Noel	
Warren A	SERDITY Pauline	
Warren A	WHITELEY Gregory	
Warren B	DERRETT Sarah	Independent
Warren B	HEUSTON Penelope	Independent
Warren B	McKAY Robert	
Warren C	CLEASBY David	Independent
Warren C	JACKSON Roslyn	Independent
Warren C	KELLY Mark	Independent
Warren D	BREWER Andrew	Independent
Warren D	McCLOSKEY Dirk	
Warren D	WASS Anthony Edward	

Formal votes cast by vote type for the councillor election



Councillor candidate nominations (alphabetical by surname, by ward)

Ward	Name	Affiliation
Warren A	KINSEY Noel	
Warren A	SERDITY Pauline	
Warren A	WHITELEY Gregory	
Warren B	DERRETT Sarah	Independent
Warren B	HEUSTON Penelope	Independent
Warren B	McKAY Robert	
Warren C	CLEASBY David	Independent
Warren C	DAVIS Gwyn	Independent
Warren C	JACKSON Roslyn	Independent
Warren C	KELLY Mark	Independent
Warren C	VAN ELDONK Joanne	
Warren D	BREWER Andrew	Independent
Warren D	McCLOSKEY Dirk	
Warren D	WASS Anthony Edward	

Candidate nominations rejected/withdrawn: 1 rejected (C Ward)

Election operations

Number of staff: 7

Number of pre-poll centres: 1

Number of election day polling places: 1

Number of declared institutions: 2

Returning Officer's office: 51 King Street, Coonabarabran NSW 2357

Public registers: View the registers of candidates, groups, third-party campaigners, parties, party agents, senior office holders, associated entities and official agents, third-party lobbyists, and non-prohibited donors for the 2024 NSW Local Government elections on the [NSW Electoral Commission's website](#).



Warrumbungle election summary

Undivided council

Type of election: Councillor (election of 9 councillors)

Councillor election

For the Warrumbungle Shire Council election, at the close of nominations, nine (9) candidate nominations were accepted for the nine (9) councillor positions. The election was uncontested and there was no need for electors to vote. The nine (9) candidates were declared elected on Saturday, 14 September 2024.

Elected councillors (alphabetical by surname)

Councillor name	Affiliation
BELL Debra	
BRADY Kodi	Independent
HOGDEN Dale	
HOLCOMBE Zoe	
LEWIS Ray	
NEWTON Jason	Independent
RINDFLEISH Kathryn	
TAYLOR Naomi	
TODD Denis	

Public registers: View the registers of candidates, groups, third-party campaigners, parties, party agents, senior office holders, associated entities and official agents, third-party lobbyists, and non-prohibited donors for the 2024 NSW Local Government elections on the [NSW Electoral Commission's website](#).

Waverley Council



Waverley election summary

Divided council: Bondi Ward | Hunter Ward | Lawson Ward | Waverley Ward

Type of election conducted: Councillor (election of 12 councillors, 3 from each ward)

Council enrolment: 46,384 **Residential roll:** 46,369 **Non-residential roll:** 15

Apparent failure to vote notices issued: 9,753 (21% of the residential roll)

Councillor election

Councillor election total votes: 33,875 **Formal:** 32,707 **Informal:** 1,168 **Formality rate:** 96.6%

Participation rate: 74.5%

Formality and participation by ward: **Ward: Bondi Formality rate:** 96.8% **Participation rate:** 66.7%

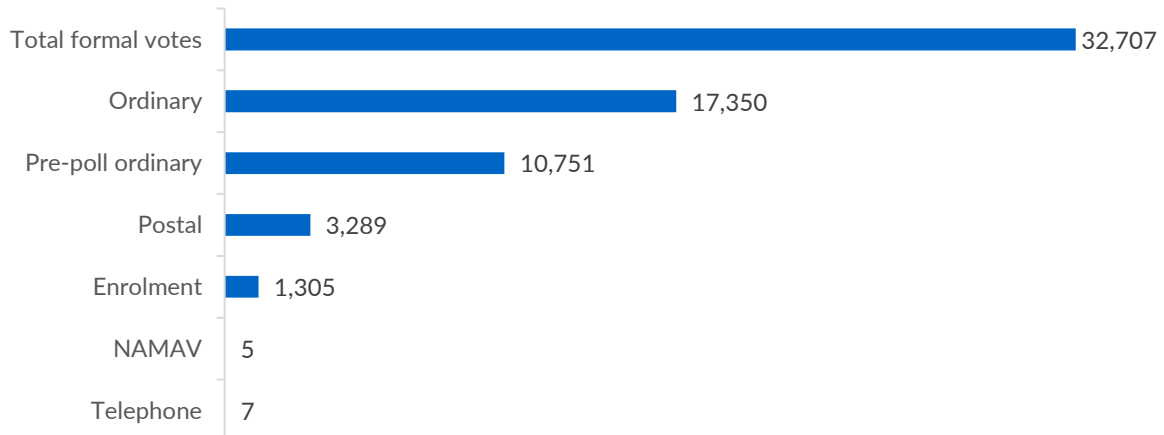
Ward: Hunter Formality rate: 95.3% **Participation rate:** 80.7% | **Ward: Lawson Formality rate:** 96.9%

Participation rate: 76.5% | **Ward: Waverley Formality rate:** 97.2% **Participation rate:** 74.3%

Elected councillors (alphabetical by surname, by ward)

Ward	Councillor name	Affiliation
Waverley Bondi	KANAK Dominic WY	The Greens NSW
Waverley Bondi	MERTEN Margaret	Australian Labor Party (NSW Branch)
Waverley Bondi	STEPHENSON Michelle	The Liberal Party Of Australia, New South Wales Division
Waverley Hunter	FRAZER T (Dov)	The Liberal Party Of Australia, New South Wales Division
Waverley Hunter	LEWIS Steven	Independent
Waverley Hunter	NEMESH Will	The Liberal Party Of Australia, New South Wales Division
Waverley Lawson	MASSELOS Paula	Australian Labor Party (NSW Branch)
Waverley Lawson	TOWNSEND Lauren	The Liberal Party Of Australia, New South Wales Division
Waverley Lawson	WESTWOOD Katherine	The Liberal Party Of Australia, New South Wales Division
Waverley Waverley	FABIANO Ludovico	The Greens NSW
Waverley Waverley	SPICER Joshua	The Liberal Party Of Australia, New South Wales Division
Waverley Waverley	SPOONER Keri	Australian Labor Party (NSW Branch)

Formal votes cast by vote type for the councillor election



Councillor candidate nominations (alphabetical by surname, by ward)

Ward	Name	Affiliation
Waverley Bondi	ELFICK David	Australian Labor Party (NSW Branch)
Waverley Bondi	KANAK Dominic WY	The Greens NSW
Waverley Bondi	MALTBY Chris	The Greens NSW
Waverley Bondi	MERTEN Margaret	Australian Labor Party (NSW Branch)
Waverley Bondi	OCCHIUTO Phillip	The Liberal Party Of Australia, New South Wales Division
Waverley Bondi	PAYNE Larissa	The Greens NSW
Waverley Bondi	SMITH Diane	Australian Labor Party (NSW Branch)
Waverley Bondi	STEPHENSON Michelle	The Liberal Party Of Australia, New South Wales Division
Waverley Bondi	VALENZA Olena	The Liberal Party Of Australia, New South Wales Division
Waverley Hunter	BOSKOVITZ Kate	The Liberal Party Of Australia, New South Wales Division
Waverley Hunter	DALY Bruce	Independent
Waverley Hunter	FRAZER T (Dov)	The Liberal Party Of Australia, New South Wales Division
Waverley Hunter	GUERRY Annette	Independent
Waverley Hunter	GUTTMAN-JONES Miriam	Independent
Waverley Hunter	JONES Adam	Independent
Waverley Hunter	LEWIS Steven	Independent
Waverley Hunter	LEWIS William	Independent
Waverley Hunter	NEMESH Will	The Liberal Party Of Australia, New South Wales Division
Waverley Lawson	BOCKING Claire	The Greens NSW
Waverley Lawson	HELY Susan	The Greens NSW

Ward	Name	Affiliation
Waverley Lawson	MAIN Mora	The Greens NSW
Waverley Lawson	MASSELOS Paula	Australian Labor Party (NSW Branch)
Waverley Lawson	McMILLAN-BAER Emma	The Liberal Party Of Australia, New South Wales Division
Waverley Lawson	O'NEILL Bridget	Australian Labor Party (NSW Branch)
Waverley Lawson	TOWNSEND Lauren	The Liberal Party Of Australia, New South Wales Division
Waverley Lawson	VAUGHAN Gregory	Australian Labor Party (NSW Branch)
Waverley Lawson	WESTWOOD Katherine	The Liberal Party Of Australia, New South Wales Division
Waverley Waverley	CANCIAN Prue	The Greens NSW
Waverley Waverley	COLE Brad	The Liberal Party Of Australia, New South Wales Division
Waverley Waverley	COPELAND George	The Greens NSW
Waverley Waverley	FABIANO Ludovico	The Greens NSW
Waverley Waverley	GIBSON Paul	Independent
Waverley Waverley	GILBERT Sian	Australian Labor Party (NSW Branch)
Waverley Waverley	MOALLEM Susan	The Liberal Party Of Australia, New South Wales Division
Waverley Waverley	PELOSI James	Australian Labor Party (NSW Branch)
Waverley Waverley	SPICER Joshua	The Liberal Party Of Australia, New South Wales Division
Waverley Waverley	SPOONER Keri	Australian Labor Party (NSW Branch)
Waverley Waverley	STAPLETON Jade	Independent
Waverley Waverley	VIGNA Axel	Independent

Election operations

Number of staff: 153

Number of pre-poll centres: 2

Number of election day polling places: 18

Number of declared institutions: 4

Returning Officer's office: Suite 2401, Level 24, Tower 2 500 Oxford Street, Bondi Junction NSW 2022

Public registers: View the registers of candidates, groups, third-party campaigners, parties, party agents, senior office holders, associated entities and official agents, third-party lobbyists, and non-prohibited donors for the 2024 NSW Local Government elections on the [NSW Electoral Commission's website](#).



Weddin election summary

Undivided council

Type of election conducted: Councillor (election of 9 councillors)

Council enrolment: 2,787 Residential roll: 2,784 Non-residential roll: 3

Apparent failure to vote notices issued: 305 (10.9% of the residential roll)

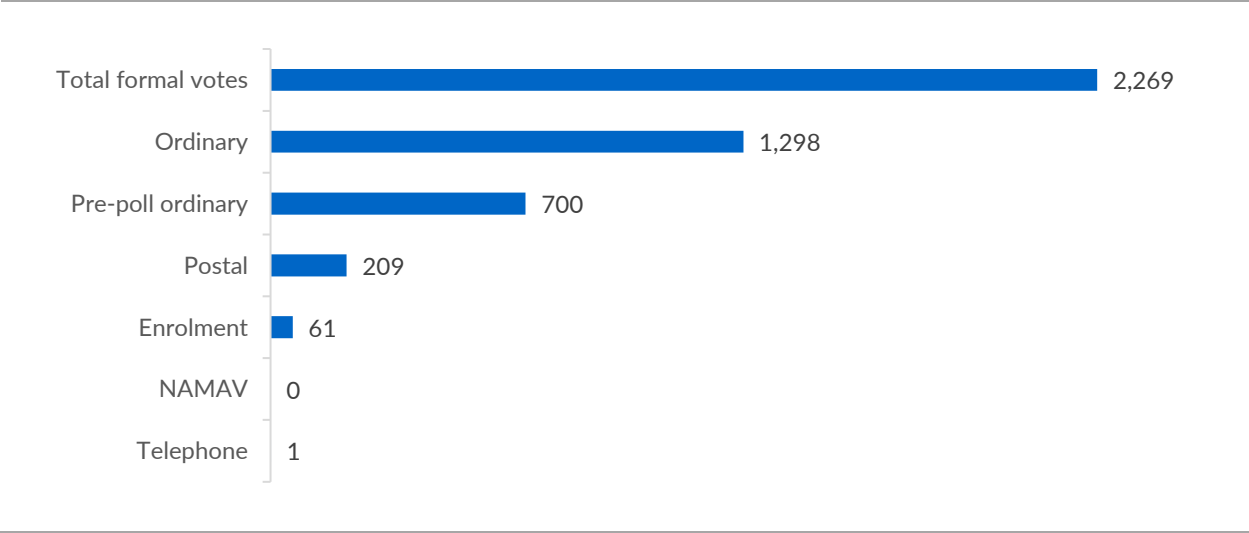
Councillor election

Councillor election total votes: 2,375 Formal: 2,269 Informal: 106 Formality rate: 95.5% Participation rate: 86.6%

Elected councillors (alphabetical by surname)

Councillor name	Affiliation
BEST Paul	Independent
GORMAN Colleen	Independent
MAKIN Wezley	
MONTGOMERY Jeanne	Independent
NEILL Michael	Independent
NIVEN John	
PARLETT Jan	Independent
ROLLS Simon	Independent
WHITE Chad	

Formal votes cast by vote type for the councillor election



Councillor candidate nominations (alphabetical by surname)

Name	Affiliation
BEST Paul	Independent
COOK Michelle	Independent
FRAME Warwick	Independent
GAM Gordon	Independent
GILMORE Julie	Independent
GORMAN Colleen	Independent
HOWELL Glenda	Independent
MAKIN Wezley	
MONTGOMERY Jeanne	Independent
MOORE Phillip	Independent
NEILL Michael	Independent
NIVEN John	
PARLETT Jan	Independent
ROLLS Simon	Independent
WHITE Chad	

Election operations

Number of staff: 21

Number of pre-poll centres: 1

Number of election day polling places: 4

Number of declared institutions: 0

Returning Officer's office: Level 1, 74 Kendal Street , Cowra NSW 2794

Public registers: View the registers of candidates, groups, third-party campaigners, parties, party agents, senior office holders, associated entities and official agents, third-party lobbyists, and non-prohibited donors for the 2024 NSW Local Government elections on the [NSW Electoral Commission's website](#).



Wentworth election summary

Undivided council

Type of election conducted: Councillor (election of 9 councillors)

Council enrolment: 4,699 Residential roll: 4,693 Non-residential roll: 6

Apparent failure to vote notices issued: 1,097 (23.3% of the residential roll)

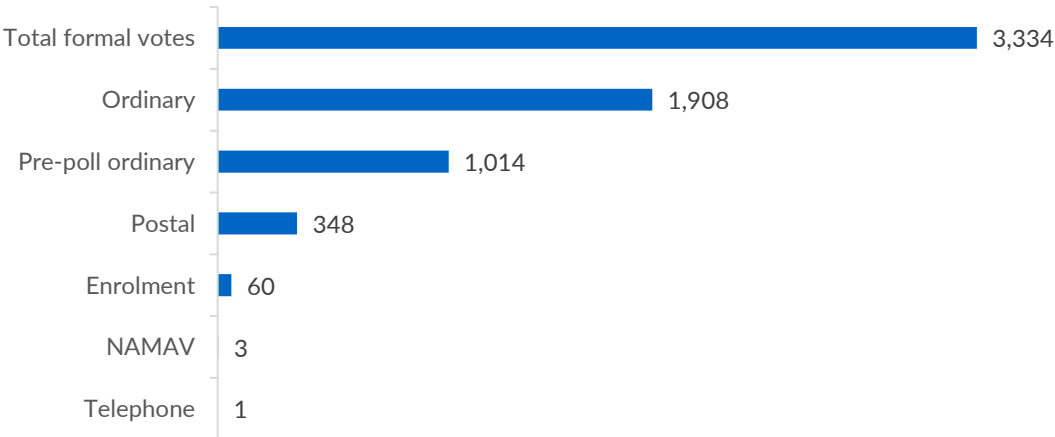
Councillor election

Councillor election total votes: 3,461 Formal: 3,334 Informal: 127 Formality rate: 96.3% Participation rate: 75%

Elected councillors (alphabetical by surname)

Councillor name	Affiliation
ARMSTRONG Jon	Independent
CRISP Peter	
ELSTONE Tim	Independent
EVANS Greg	
LINKLATER Daniel	Independent
NICHOLS Susan	Independent
RODDA Jo	
STARICK Jody	
WEEDING Michael	Independent

Formal votes cast by vote type for the councillor election



Councillor candidate nominations (alphabetical by surname)

Name	Affiliation
ARMSTRONG Jon	Independent
BEAUMONT Brian	
BEHSMANN Ivan	Independent
CRISP Peter	
ELSTONE Tim	Independent
EVANS Greg	
LINKLATER Daniel	Independent
NICHOLS Susan	Independent
RODDA Jo	
STARICK Jody	
WEEDING Michael	Independent
WHEELDON Bill	

Election operations**Number of staff:** 27**Number of pre-poll centres:** 1**Number of election day polling places:** 3**Number of declared institutions:** 0**Returning Officer's office:** 329-331 Blende Street, Broken Hill NSW 2880

Public registers: View the registers of candidates, groups, third-party campaigners, parties, party agents, senior office holders, associated entities and official agents, third-party lobbyists, and non-prohibited donors for the 2024 NSW Local Government elections on the [NSW Electoral Commission's website](#).



Willoughby election summary

Divided council: Middle Harbour Ward | Naremburn Ward | Sailors Bay Ward | West Ward

Type of election conducted: Councillor (election of 12 councillors, 3 from each ward) | Mayor

Council enrolment: 46,948 **Residential roll:** 46,945 **Non-residential roll:** 3

Apparent failure to vote notices issued: 5,159 (11% of the residential roll)

Councillor election

Councillor election total votes: 39,507 **Formal:** 36,497 **Informal:** 3,010 **Formality rate:** 92.4%

Participation rate: 85.5%

Formality and participation by ward: **Ward:** Middle Harbour **Formality rate:** 92.6% **Participation rate:** 86.2%

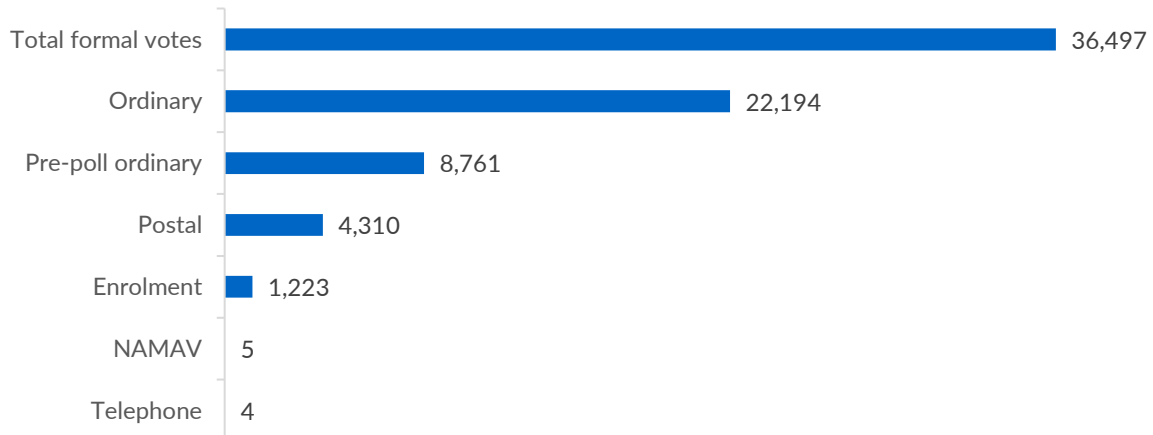
Ward: Naremburn **Formality rate:** 92.4% **Participation rate:** 85.1% | **Ward:** Sailors Bay **Formality rate:** 92.3%

Participation rate: 86.7% | **Ward:** West **Formality rate:** 92.3% **Participation rate:** 84.1%

Elected councillors (alphabetical by surname, by ward)

Ward	Councillor name	Affiliation
Willoughby Middle Harbour	DODDS Kristina	Independent
Willoughby Middle Harbour	ROZOS Angelo	Independent
Willoughby Middle Harbour	SAMUEL Robert	Independent
Willoughby Naremburn	GRECO Anna	Independent
Willoughby Naremburn	ROUSSAC Georgie	Independent
Willoughby Naremburn	WRIGHT Nic	Independent
Willoughby Sailors Bay	MORATELLI John	Independent
Willoughby Sailors Bay	McCULLAGH Roy	Independent
Willoughby Sailors Bay	ROYDS Sarah	Independent
Willoughby West	CAMPBELL Craig	Independent
Willoughby West	CHUANG Michelle	Independent
Willoughby West	NELSON Andrew	Independent

Formal votes cast by vote type for the councillor election



Councillor candidate nominations (alphabetical by surname, by ward)

Ward	Name	Affiliation
Willoughby Middle Harbour	BROWN Diana	Independent
Willoughby Middle Harbour	COULAM Eva	Independent
Willoughby Middle Harbour	DODDS Kristina	Independent
Willoughby Middle Harbour	GUPTA Mayank	Independent
Willoughby Middle Harbour	HUANG Zhijing (Olivia)	Independent
Willoughby Middle Harbour	MOURADIAN Sarkis	Independent
Willoughby Middle Harbour	PETTIT Robyn	Independent
Willoughby Middle Harbour	ROZOS Angelo	Independent
Willoughby Middle Harbour	ROZOS Megan	Independent
Willoughby Middle Harbour	SAMUEL Robert	Independent
Willoughby Middle Harbour	SPENCER Stephanie	Independent
Willoughby Middle Harbour	TAYLOR Ava	Independent
Willoughby Middle Harbour	YIU William	Independent
Willoughby Naremburn	ANAND Kesh	Independent
Willoughby Naremburn	CHEN Michael	Independent
Willoughby Naremburn	ENNERS Susan	Independent
Willoughby Naremburn	GRECO Anna	Independent
Willoughby Naremburn	IRVIN Mary Ann	Independent
Willoughby Naremburn	LEO Max	Independent
Willoughby Naremburn	LEY Amanda	Independent

Ward	Name	Affiliation
Willoughby Naremburn	PRESSLER April	Independent
Willoughby Naremburn	ROUSSAC Georgie	Independent
Willoughby Naremburn	WANG Weifeng (Peter)	Independent
Willoughby Naremburn	WRIGHT Michael	Independent
Willoughby Naremburn	WRIGHT Nic	Independent
Willoughby Naremburn	ZHAO Michael	Independent
Willoughby Sailors Bay	BERRY Lesley	Independent
Willoughby Sailors Bay	CAIRNES Lorraine	Independent
Willoughby Sailors Bay	CHOONG Vivien	Independent
Willoughby Sailors Bay	DEVINE Douglas	Independent
Willoughby Sailors Bay	ERIKSSON Hugh	Independent
Willoughby Sailors Bay	JOHNS Victoria	Independent
Willoughby Sailors Bay	MAY William	Independent
Willoughby Sailors Bay	MEGUERDITCHIAN Ello	Independent
Willoughby Sailors Bay	MOLLOY Amber	Independent
Willoughby Sailors Bay	MORATELLI John	Independent
Willoughby Sailors Bay	McCULLAGH Roy	Independent
Willoughby Sailors Bay	ROYDS Sarah	Independent
Willoughby Sailors Bay	TAYLOR Geoffrey	Independent
Willoughby Sailors Bay	TAYLOR Tanya	Independent
Willoughby Sailors Bay	WHITE Christopher	Independent
Willoughby Sailors Bay	WOO Dion	Independent
Willoughby West	ANDERTON Zachary Putra	Independent
Willoughby West	BAI Song	Independent
Willoughby West	CAMPBELL Craig	Independent
Willoughby West	CHAN Maria	Independent
Willoughby West	CHEN Yu (Carol)	Independent
Willoughby West	CHUANG Michelle	Independent
Willoughby West	DULOY Cathy	Australian Labor Party (NSW Branch)
Willoughby West	ELLIOTT Charles	Independent
Willoughby West	ELLIOTT Michelle	Independent
Willoughby West	GRAHAM John (Sean)	Australian Labor Party (NSW Branch)

Ward	Name	Affiliation
Willoughby West	GRUNDY Joe	Independent
Willoughby West	HOOPER John	Independent
Willoughby West	HSUEH Jade Yu-Chun	Independent
Willoughby West	JEFFRIESS Ann	Australian Labor Party (NSW Branch)
Willoughby West	LEUNG Nicholas	Independent
Willoughby West	LUO Hao (Henry)	Independent
Willoughby West	NELSON Andrew	Independent
Willoughby West	PARK Man-Kyoung	Independent
Willoughby West	PRYDE Diana	Independent
Willoughby West	WONG Kathleen	Independent
Willoughby West	XIA Jam	Independent

Mayoral election

Mayor election total votes: 39,570 **Formal:** 37,402 (94.5%) **Informal:** 2,168 (5.5%) **Participation rate:** 85.5%

Elected mayor: TAYLOR Tanya, Independent

Mayoral candidate nominations (alphabetical by surname)

Name	Affiliation
GRECO Anna	Independent
HSUEH Jade Yu-Chun	Independent
LUO Hao (Henry)	Independent
McCULLAGH Roy	Independent
TAYLOR Tanya	Independent

Election operations

Number of staff: 166

Number of pre-poll centres: 2

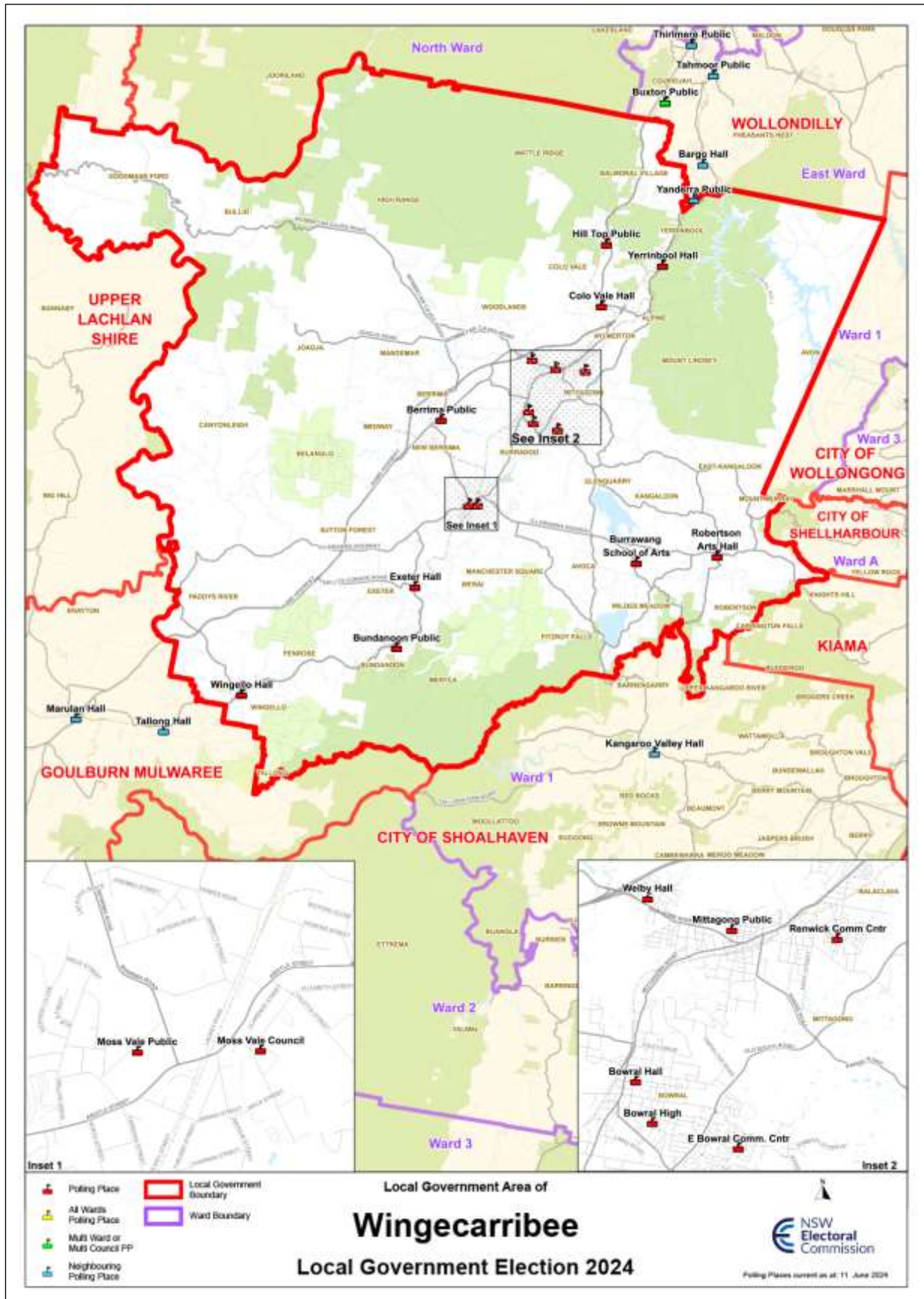
Number of election day polling places: 19

Number of declared institutions: 6

Returning Officer's office: Level 1, 13 Sirius Road, Lane Cove West NSW 2066

Public registers: View the registers of candidates, groups, third-party campaigners, parties, party agents, senior office holders, associated entities and official agents, third-party lobbyists, and non-prohibited donors for the 2024 NSW Local Government elections on the [NSW Electoral Commission's website](#).

Wingecarribee Shire Council



Wingecarribee election summary

Undivided council

Type of election conducted: Councillor (election of 9 councillors)

Council enrolment: 40,156 **Residential roll:** 40,152 **Non-residential roll:** 4

Apparent failure to vote notices issued: 4,217 (10.5% of the residential roll)

Councillor election

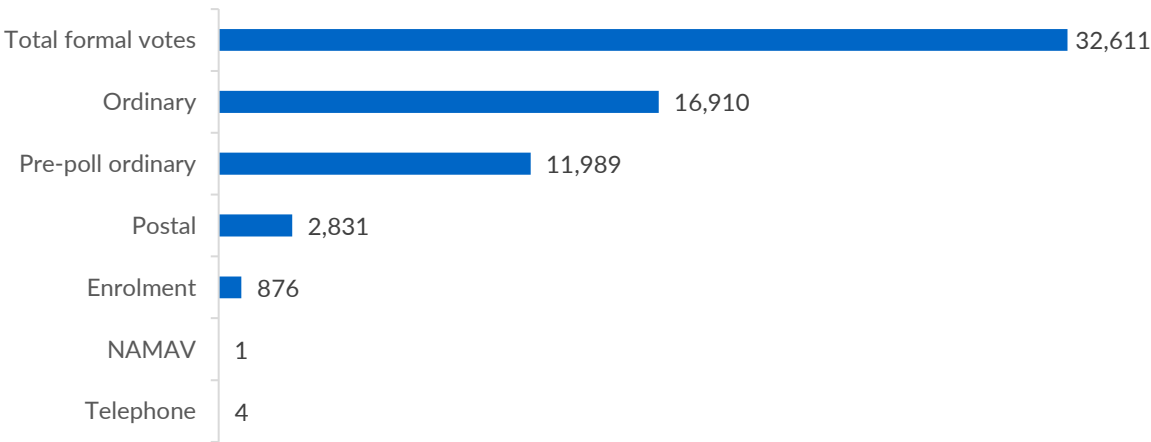
Councillor election total votes: 34,718 **Formal:** 32,611 **Informal:** 2,107 **Formality rate:** 93.9%

Participation rate: 87.3%

Elected councillors (alphabetical by surname)

Councillor name	Affiliation
CHAMPION Heather	The Greens NSW
DUFFY Therese	Independent
FARRELL James	Independent
FITZPATRICK Jesse	Independent
FOLEY Erin	Independent
KENT David	Australian Labor Party (NSW Branch)
MOYLAN Sara	
RUSSELL Rachel	Independent
SMITH Nicole	Independent

Formal votes cast by vote type for the councillor election



Councillor candidate nominations (alphabetical by surname)

Name	Affiliation
ARKWRIGHT Juliet	Independent
BECHER Hamilton	
BOLLEN Ian	
BROUGH Andrew	Libertarian Party (Formerly Liberal Democrats)
BROUGH James	Libertarian Party (Formerly Liberal Democrats)
BUTTFIELD Andrew	Independent
BYRNE Maree	The Greens NSW
CAINS Sarah	The Greens NSW
CHAMPION Heather	The Greens NSW
COCKRAM Jillian	Independent
COURTS Alison	Independent
COWGILL Dean	Australian Labor Party (NSW Branch)
DUBBER Antony	Independent
DUFFY Therese	Independent
ELPHICK Ryan	Independent
EWART Shardae	Independent
FARQUHAR Thomas	Independent
FARRELL James	Independent
FITZPATRICK Jesse	Independent
FITZPATRICK Sharon	Independent
FOLEY Erin	Independent
GAIR Duncan	Independent
HALL Claire	The Greens NSW
HUGHES Mark	Independent
JENKINS Glen	Independent
JENSEN Donna	Independent
JONES Samuel	Independent
KENT David	Australian Labor Party (NSW Branch)
KHOURY Raymond	Libertarian Party (Formerly Liberal Democrats)
LAPIDOS Jeffrey	Australian Labor Party (NSW Branch)
LEVEE Erin	The Greens NSW
LEWIS Gordon	Independent
LYNCH Amanda	

Name	Affiliation
MANI Yash	The Greens NSW
MASLEN Colin	
MOYLAN Sara	
McKAY Julia	Independent
McLAUGHLIN Linda	Australian Labor Party (NSW Branch)
NELSON Peter	Independent
NEWLOVE Penny	Australian Labor Party (NSW Branch)
OLSEN Gregory	The Greens NSW
PHELAN Kristie	Independent
PHILLIPS Andrew	Independent
RAPLEY David	Independent
REID David	Independent
RUSSELL Rachel	Independent
SALTER James	Independent
SLOSS Joshua	Independent
SMITH Nicole	Independent
STOCKMAN Alan	Libertarian Party (Formerly Liberal Democrats)
STREET Ken	Independent
THOMAS Robert	Libertarian Party (Formerly Liberal Democrats)
TREGENZA Bronwyn	Independent
TYSON Valentine	
VENISH Sabrina	
WEBB Douglas	Independent
WEBSTER Jason	The Greens NSW
WENTWORTH Stephen	
WEST Clive	The Greens NSW
ZILINSKAS Sam	

Election operations

Number of staff: 155

Number of pre-poll centres: 2

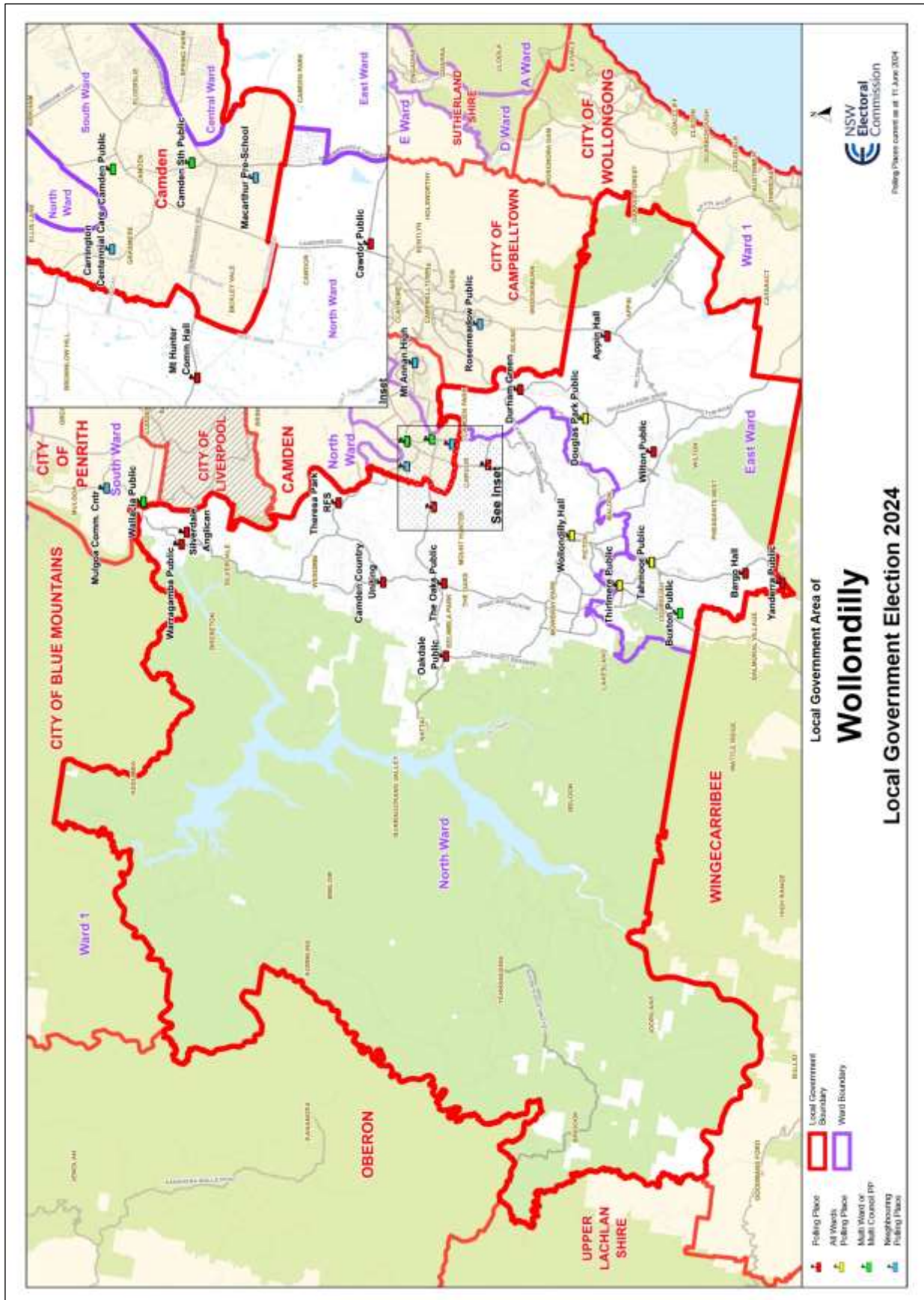
Number of election day polling places: 18

Number of declared institutions: 2

Returning Officer's office: 28 Station Street, Bowral NSW 2576

Public registers: View the registers of candidates, groups, third-party campaigners, parties, party agents, senior office holders, associated entities and official agents, third-party lobbyists, and non-prohibited donors for the 2024 NSW Local Government elections on the [NSW Electoral Commission's website](#).

Wollondilly Shire Council



Wollondilly election summary

Divided council: East Ward | North Ward

Type of election conducted: Councillor (election of 8 councillors, 4 from each ward) | Mayor

Council enrolment: 42,078 **Residential roll:** 42,072 **Non-residential roll:** 6

Apparent failure to vote notices issued: 4,598 (10.9% of the residential roll)

Councillor election

Councillor election total votes: 36,623 **Formal:** 32,543 **Informal:** 4,080 **Formality rate:** 88.9%

Participation rate: 88.1%

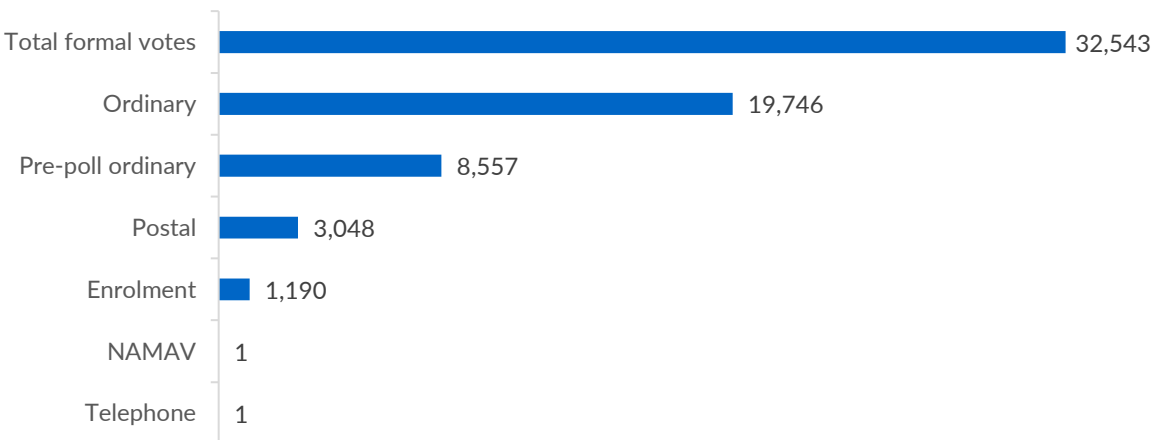
Formality and participation by ward: **Ward: East Formality rate:** 87.8% **Participation rate:** 88.1%

Ward: North Formality rate: 90.0% **Participation rate:** 88.2%

Elected councillors (alphabetical by surname, by ward)

Ward	Councillor name	Affiliation
Wollondilly East	BANASIK Benn	Independent
Wollondilly East	BRANDSTATER Suzy	Independent
Wollondilly East	DEETH Matthew	Independent
Wollondilly East	ROGERS Paul	Independent
Wollondilly North	DENCH Ally	Independent
Wollondilly North	GIBBS Hilton	Independent
Wollondilly North	HILL Trish	Independent
Wollondilly North	JENSON Jacqueline	Independent

Formal votes cast by vote type for the councillor election



Councillor candidate nominations (alphabetical by surname, by ward)

Ward	Name	Affiliation
Wollondilly East	BANASIK Benn	Independent
Wollondilly East	BELANSZKY Alex	Independent
Wollondilly East	BRANDSTATER Suzy	Independent
Wollondilly East	BROWNE Pam	Independent
Wollondilly East	BUNGA Anne	Independent
Wollondilly East	COLLEY Aaron	
Wollondilly East	DAVIS Sam	Independent
Wollondilly East	DEETH Matthew	Independent
Wollondilly East	DELL Alana	
Wollondilly East	HALE Matt	Independent
Wollondilly East	HAWKINS Alex	Independent
Wollondilly East	JURD Mitchell	
Wollondilly East	MAROUN Michelle	Independent
Wollondilly East	MOOLHUYZEN Ren	Independent
Wollondilly East	MOXON Michael	Independent
Wollondilly East	NASSER Diaan	Independent
Wollondilly East	NEILSEN Christine	Independent
Wollondilly East	PEARCE Nicole	Independent
Wollondilly East	QUILTER Joe	Independent
Wollondilly East	QUINLAN Christopher	
Wollondilly East	ROGERS Paul	Independent
Wollondilly East	SLEE Ray	Independent
Wollondilly East	VEECH Tia	Independent
Wollondilly North	BERG Elizabeth	Independent
Wollondilly North	BRIGGS Blair	Independent
Wollondilly North	DAVLOUROS Fotios (Frank)	Independent
Wollondilly North	DENCH Ally	Independent
Wollondilly North	EDWARDS Christopher	Independent
Wollondilly North	GIBBS Hilton	Independent
Wollondilly North	GOULD Matt	Independent
Wollondilly North	HEYDON Lauren	Independent

Ward	Name	Affiliation
Wollondilly North	HILL Trish	Independent
Wollondilly North	JENSON Jacqueline	Independent
Wollondilly North	KLEIN Karl	Independent
Wollondilly North	MASON Rheyra	Independent
Wollondilly North	MITCHELL Teonie	Independent
Wollondilly North	MULLINS Maree	Independent
Wollondilly North	PHILLIPS Maddy	Independent
Wollondilly North	REEVES Luke	Independent
Wollondilly North	RUDD Ken	Independent
Wollondilly North	SPEARPOINT Beverley	Independent
Wollondilly North	VAN DE PUTTE John	Independent

Candidate nominations rejected/withdrawn: 4 rejected (North Ward)

Mayoral election

Mayor election total votes: 36,644 **Formal:** 34,161 (93.2%) **Informal:** 2,483 (6.8%) **Participation rate:** 88.1%

Elected mayor: GOULD Matt, Independent

Mayoral candidate nominations (alphabetical by surname)

Name	Affiliation
BANASIK Benn	Independent
GOULD Matt	Independent
ROGERS Paul	Independent
SPEARPOINT Beverley	Independent

Election operations

Number of staff: 176

Number of pre-poll centres: 2

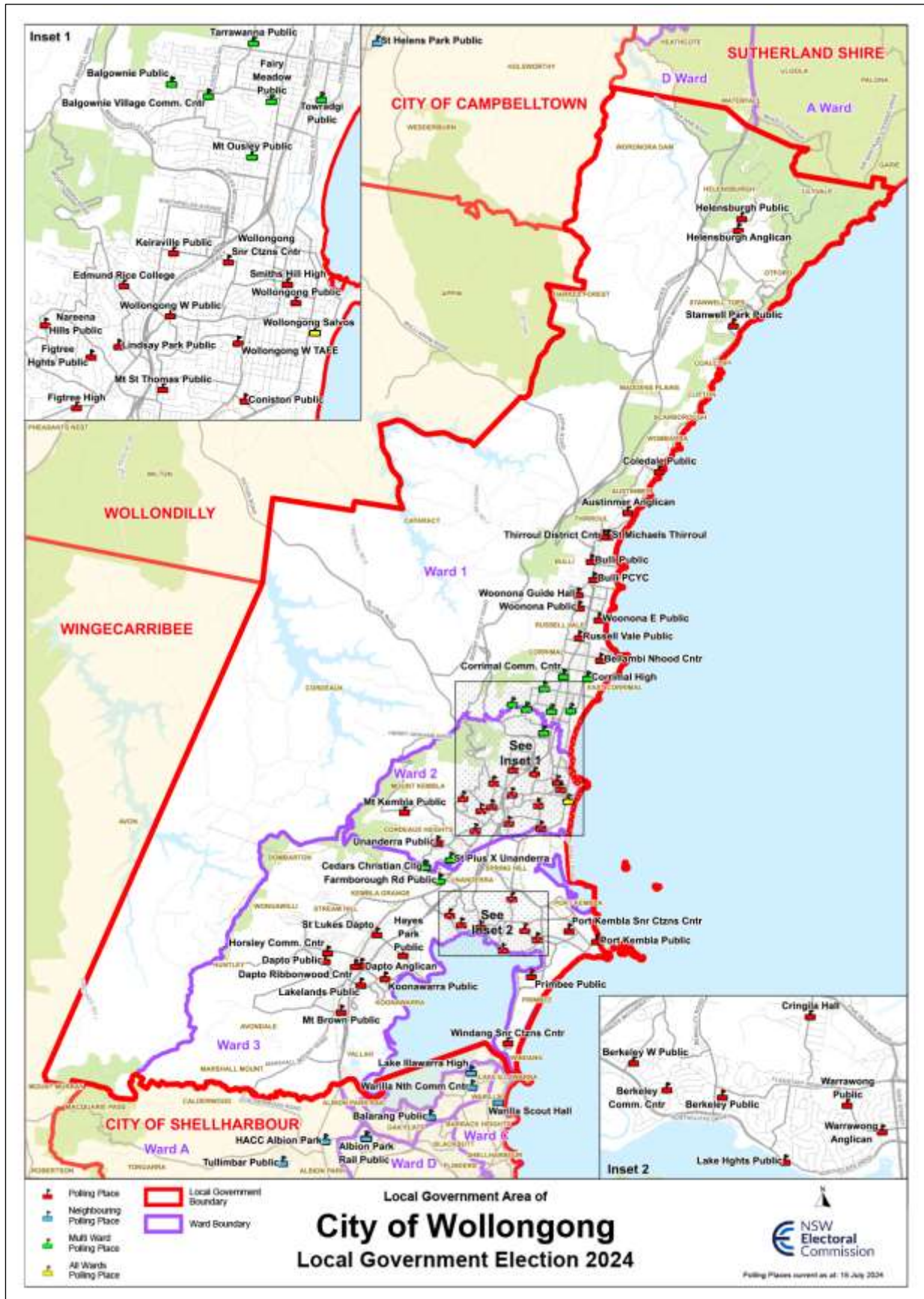
Number of election day polling places: 21

Number of declared institutions: 2

Returning Officer's office: 98 York Street, Tahmoor NSW 2573

Public registers: View the registers of candidates, groups, third-party campaigners, parties, party agents, senior office holders, associated entities and official agents, third-party lobbyists, and non-prohibited donors for the 2024 NSW Local Government elections on the [NSW Electoral Commission's website](#).

Wollongong City Council



Wollongong election summary

Divided council: Ward 1 | Ward 2 | Ward 3

Type of election conducted: Councillor (election of 12 councillors, 4 from each ward) | Mayor

Council enrolment: 159,317 **Residential roll:** 159,300 **Non-residential roll:** 17

Apparent failure to vote notices issued: 19,323 (12.1% of the residential roll)

Councillor election

Councillor election total votes: 134,292 **Formal:** 118,694 **Informal:** 15,598 **Formality rate:** 88.4%

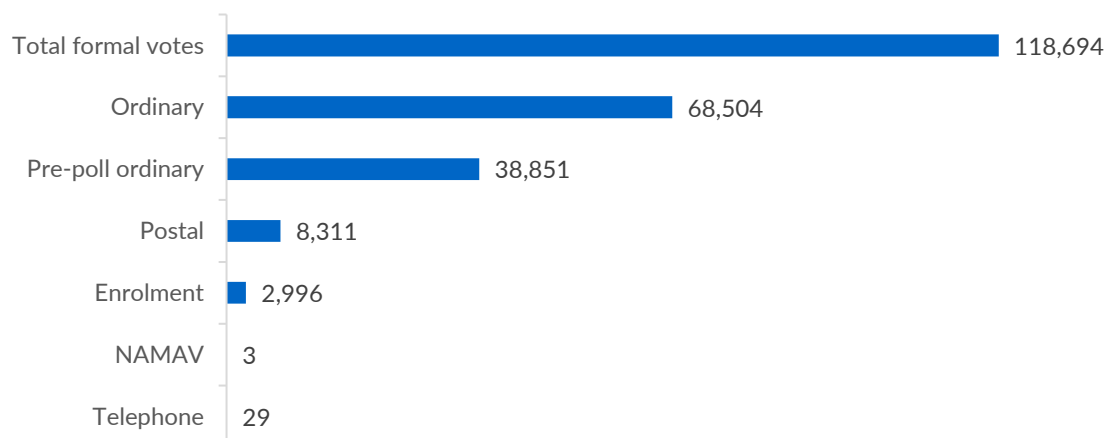
Participation rate: 85.2%

Formality and participation by ward: Ward: 1 **Formality rate:** 89.2% **Participation rate:** 85.7% | Ward: 2 **Formality rate:** 91.2% **Participation rate:** 83.6% | Ward: 3 **Formality rate:** 84.9% **Participation rate:** 86.2%

Elected councillors (alphabetical by surname, by ward)

Ward	Councillor name	Affiliation
Wollongong 1	HAYES Dan	Australian Labor Party (NSW Branch)
Wollongong 1	MARTIN Richard	Australian Labor Party (NSW Branch)
Wollongong 1	MORRIS Ryan	Independent
Wollongong 1	WHITTAKER Jess	The Greens NSW
Wollongong 2	ANTHONY Andrew	Independent
Wollongong 2	BROWN David	Australian Labor Party (NSW Branch)
Wollongong 2	DOCKER Kit	The Greens NSW
Wollongong 2	QUINN Thomas	Australian Labor Party (NSW Branch)
Wollongong 3	CAMPBELL Linda	Australian Labor Party (NSW Branch)
Wollongong 3	MARTIN Ann	Australian Labor Party (NSW Branch)
Wollongong 3	MYERS Tiana	Australian Labor Party (NSW Branch)
Wollongong 3	STUART Deidre	The Greens NSW

Formal votes cast by vote type for the councillor election



Councillor candidate nominations (alphabetical by surname, by ward)

Ward	Name	Affiliation
Wollongong 1	BROADFOOT Kathryn	The Greens NSW
Wollongong 1	CUBBY Martin	The Greens NSW
Wollongong 1	FAIRBAIRN Karen	Australian Labor Party (NSW Branch)
Wollongong 1	HAYES Dan	Australian Labor Party (NSW Branch)
Wollongong 1	MARTIN Richard	Australian Labor Party (NSW Branch)
Wollongong 1	MORRIS Ryan	Independent
Wollongong 1	SPENCER Iskra	Australian Labor Party (NSW Branch)
Wollongong 1	WHITTAKER Jess	The Greens NSW
Wollongong 1	YOUNG Stephen	The Greens NSW
Wollongong 1	de VIVE Suzanne	Independent
Wollongong 2	ANTHONY Andrew	Independent
Wollongong 2	ANTHONY Nerida	Independent
Wollongong 2	BROWN David	Australian Labor Party (NSW Branch)
Wollongong 2	BROWN Tania	Australian Labor Party (NSW Branch)
Wollongong 2	CALDWELL James	Independent
Wollongong 2	CHEUNG Harris	The Greens NSW
Wollongong 2	DAVIS Kenneth	Independent
Wollongong 2	DOCKER Kit	The Greens NSW
Wollongong 2	GERRITSEN Ali	The Greens NSW
Wollongong 2	HUXTABLE Theresa	The Greens NSW

Ward	Name	Affiliation
Wollongong 2	QUINN Thomas	Australian Labor Party (NSW Branch)
Wollongong 2	VALCESKI Michael	Australian Labor Party (NSW Branch)
Wollongong 2	WORTHINGTON Ryan	Independent
Wollongong 3	CAMPBELL Linda	Australian Labor Party (NSW Branch)
Wollongong 3	DIXON Jamie	The Greens NSW
Wollongong 3	HADEN David	Australian Labor Party (NSW Branch)
Wollongong 3	MARTIN Ann	Australian Labor Party (NSW Branch)
Wollongong 3	MARTINEZ Elena	The Greens NSW
Wollongong 3	MYERS Tiana	Australian Labor Party (NSW Branch)
Wollongong 3	STUART Deidre	The Greens NSW
Wollongong 3	TAKACS George	The Greens NSW

Candidate nominations rejected/withdrawn: 1 withdrawn (Ward 3)

Mayoral election

Mayor election total votes: 134,440 **Formal:** 124,491 (92.6%) **Informal:** 9,949 (7.4%) **Participation rate:** 85.3%

Elected mayor: BROWN Tania, Australian Labor Party (NSW Branch)

Mayoral candidate nominations (alphabetical by surname)

Name	Affiliation
ANTHONY Andrew	Independent
BROWN Tania	Australian Labor Party (NSW Branch)
MORRIS Ryan	Independent
WHITTAKER Jess	The Greens NSW
de VIVE Suzanne	Independent

Election operations

Number of staff: 492

Number of pre-poll centres: 8

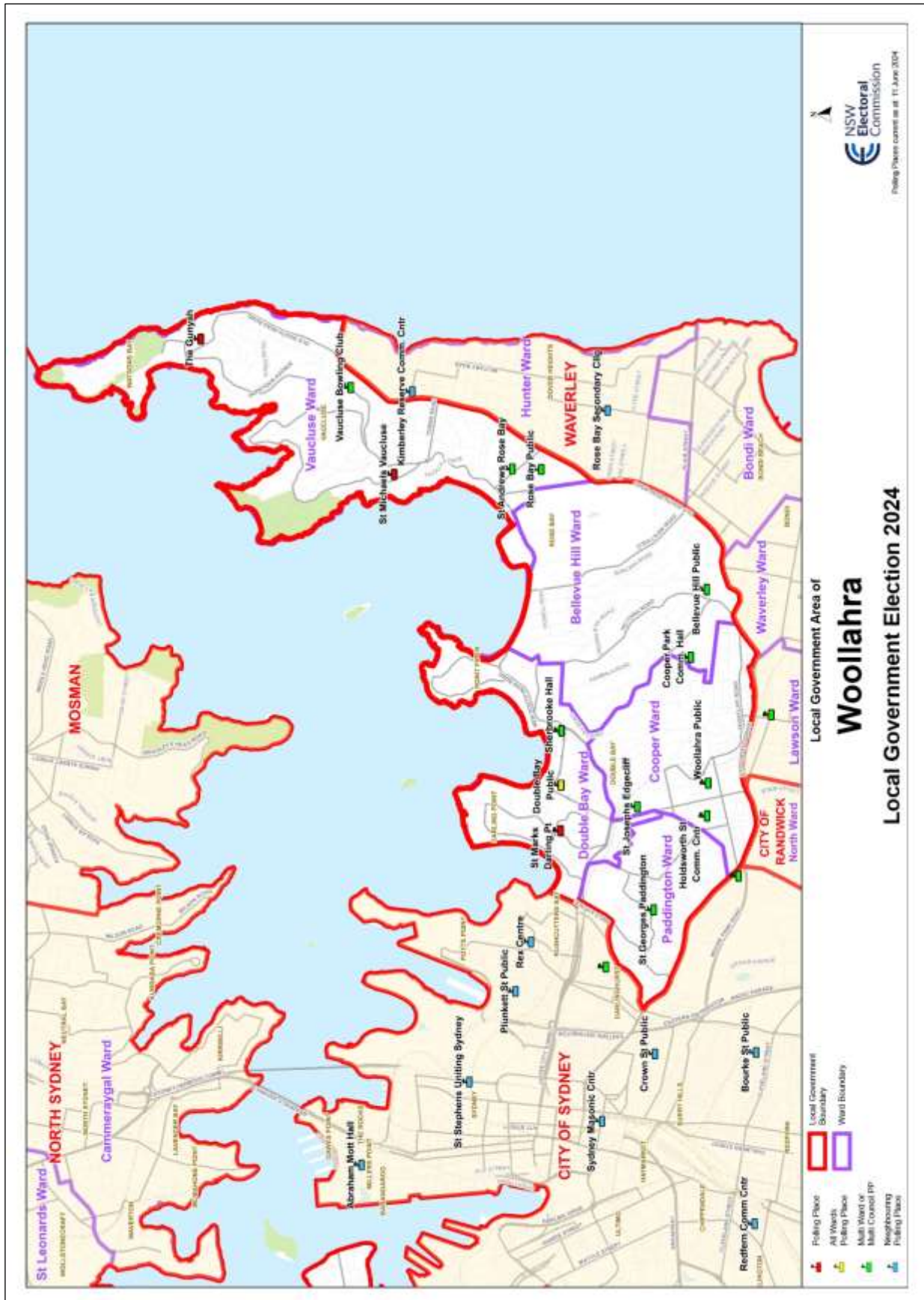
Number of election day polling places: 61

Number of declared institutions: 15

Returning Officer's office: 163-177 Crown Street , Wollongong NSW 2500

Public registers: View the registers of candidates, groups, third-party campaigners, parties, party agents, senior office holders, associated entities and official agents, third-party lobbyists, and non-prohibited donors for the 2024 NSW Local Government elections on the [NSW Electoral Commission's website](#).

Woollahra Municipal Council



Woollahra election summary

Divided council: Bellevue Hill Ward | Cooper Ward | Double Bay Ward | Paddington Ward | Vaucluse Ward

Type of election conducted: Councillor (election of 15 councillors, 3 from each ward) | Referendum

Council enrolment: 40,179 **Residential roll:** 40,177 **Non-residential roll:** 2

Apparent failure to vote notices issued: 8,000 (19.9% of the residential roll)

Councillor election

Councillor election total votes: 29,344 **Formal:** 28,305 **Informal:** 1,039 **Formality rate:** 96.5%

Participation rate: 74.8%

Formality and participation by ward: **Ward:** Bellevue Hill **Formality rate:** 96.2% **Participation rate:** 75.8%

Ward: Cooper **Formality rate:** 97.2% **Participation rate:** 75.1% | **Ward:** Double Bay **Formality rate:** 95.6%

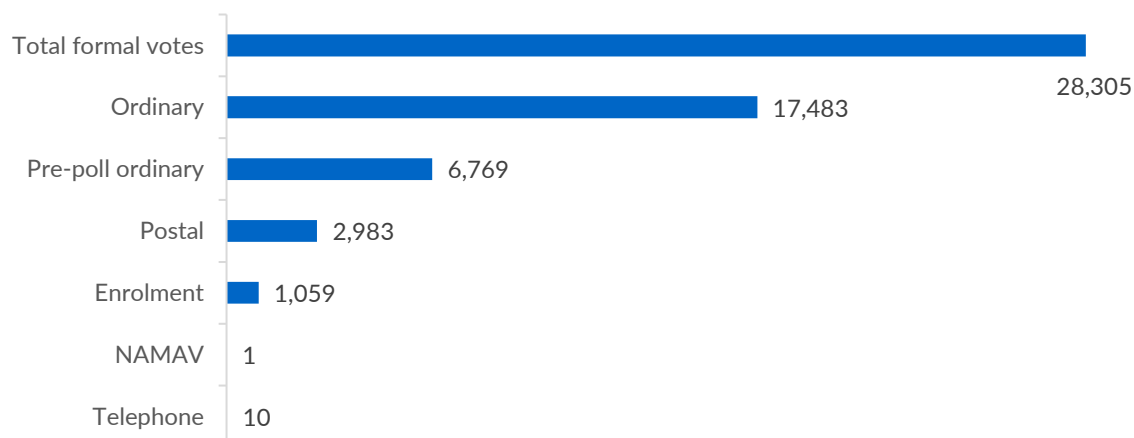
Participation rate: 71.0% | **Ward:** Paddington **Formality rate:** 97.1% **Participation rate:** 73.4%

Ward: Vaucluse **Formality rate:** 96.1% **Participation rate:** 78.5%

Elected councillors (alphabetical by surname, by ward)

Ward	Councillor name	Affiliation
Woollahra Bellevue Hill	CARMICHAEL Sean	The Liberal Party Of Australia, New South Wales Division
Woollahra Bellevue Hill	REGAN Lucinda	Residents First Woollahra Independents
Woollahra Bellevue Hill	WOODGATE Hugh	The Liberal Party Of Australia, New South Wales Division
Woollahra Cooper	BLACKWOOD Torsten	Residents First Woollahra Independents
Woollahra Cooper	MITCHELL Jeanette	The Liberal Party Of Australia, New South Wales Division
Woollahra Cooper	SWAN Sarah	The Liberal Party Of Australia, New South Wales Division
Woollahra Double Bay	ARDOUIN James	The Liberal Party Of Australia, New South Wales Division
Woollahra Double Bay	SILCOCKS Mark	Residents First Woollahra Independents
Woollahra Double Bay	ZELTZER Toni	The Liberal Party Of Australia, New South Wales Division
Woollahra Paddington	ANDRUSKA Alexander	The Liberal Party Of Australia, New South Wales Division
Woollahra Paddington	PRICE Harriet	Residents First Woollahra Independents
Woollahra Paddington	ROBERTSON Matthew	The Greens NSW
Woollahra Vaucluse	HALKERSTON WITT Merrill	Residents First Woollahra Independents
Woollahra Vaucluse	JARVIS Mary-Lou	The Liberal Party Of Australia, New South Wales Division
Woollahra Vaucluse	PARMEGIANI Julian	The Liberal Party Of Australia, New South Wales Division

Formal votes cast by vote type for the councillor election



Councillor candidate nominations (alphabetical by surname, by ward)

Ward	Name	Affiliation
Woollahra Bellevue Hill	CARMICHAEL Sean	The Liberal Party Of Australia, New South Wales Division
Woollahra Bellevue Hill	HAVAS Michele	Residents First Woollahra Independents
Woollahra Bellevue Hill	MCCURDIE Naomi	Residents First Woollahra Independents
Woollahra Bellevue Hill	REGAN Lucinda	Residents First Woollahra Independents
Woollahra Bellevue Hill	SHAPIRO Isabelle	The Liberal Party Of Australia, New South Wales Division
Woollahra Bellevue Hill	WOODGATE Hugh	The Liberal Party Of Australia, New South Wales Division
Woollahra Cooper	ALLSOP Richard	The Liberal Party Of Australia, New South Wales Division
Woollahra Cooper	BLACKWOOD Torsten	Residents First Woollahra Independents
Woollahra Cooper	ELSING Luise	Residents First Woollahra Independents
Woollahra Cooper	EXCELL Leila	The Greens NSW
Woollahra Cooper	GRIEVE Nicola	The Greens NSW
Woollahra Cooper	MITCHELL Jeanette	The Liberal Party Of Australia, New South Wales Division
Woollahra Cooper	SWAN Sarah	The Liberal Party Of Australia, New South Wales Division
Woollahra Cooper	WHITE Rosemary	The Greens NSW
Woollahra Cooper	WIVELL PLATER Claire	Residents First Woollahra Independents
Woollahra Double Bay	ARDOUIN James	The Liberal Party Of Australia, New South Wales Division
Woollahra Double Bay	MARANO Anthony	Residents First Woollahra Independents
Woollahra Double Bay	OLAH Karin	Residents First Woollahra Independents
Woollahra Double Bay	SILCOCKS Mark	Residents First Woollahra Independents
Woollahra Double Bay	WYNNE Susan	The Liberal Party Of Australia, New South Wales Division

Ward	Name	Affiliation
Woollahra Double Bay	ZELTZER Toni	The Liberal Party Of Australia, New South Wales Division
Woollahra Paddington	ANDRUSKA Alexander	The Liberal Party Of Australia, New South Wales Division
Woollahra Paddington	BENZ John	The Greens NSW
Woollahra Paddington	GOULDEN Natasha	The Liberal Party Of Australia, New South Wales Division
Woollahra Paddington	GREEN Martin	Residents First Woollahra Independents
Woollahra Paddington	MEDWAY Jennie	The Greens NSW
Woollahra Paddington	MILLIN Kahu	The Liberal Party Of Australia, New South Wales Division
Woollahra Paddington	O'DONNELL Rebecca	Residents First Woollahra Independents
Woollahra Paddington	PRICE Harriet	Residents First Woollahra Independents
Woollahra Paddington	ROBERTSON Matthew	The Greens NSW
Woollahra Vacluse	HALKERSTON WITT Merrill	Residents First Woollahra Independents
Woollahra Vacluse	JARVIS Mary-Lou	The Liberal Party Of Australia, New South Wales Division
Woollahra Vacluse	KARRAS Tresna	Residents First Woollahra Independents
Woollahra Vacluse	MORTIMER Charles	Residents First Woollahra Independents
Woollahra Vacluse	PARMEGANI Julian	The Liberal Party Of Australia, New South Wales Division
Woollahra Vacluse	SELIG Katrina	The Liberal Party Of Australia, New South Wales Division

Election operations

Number of staff: 147

Number of pre-poll centres: 2

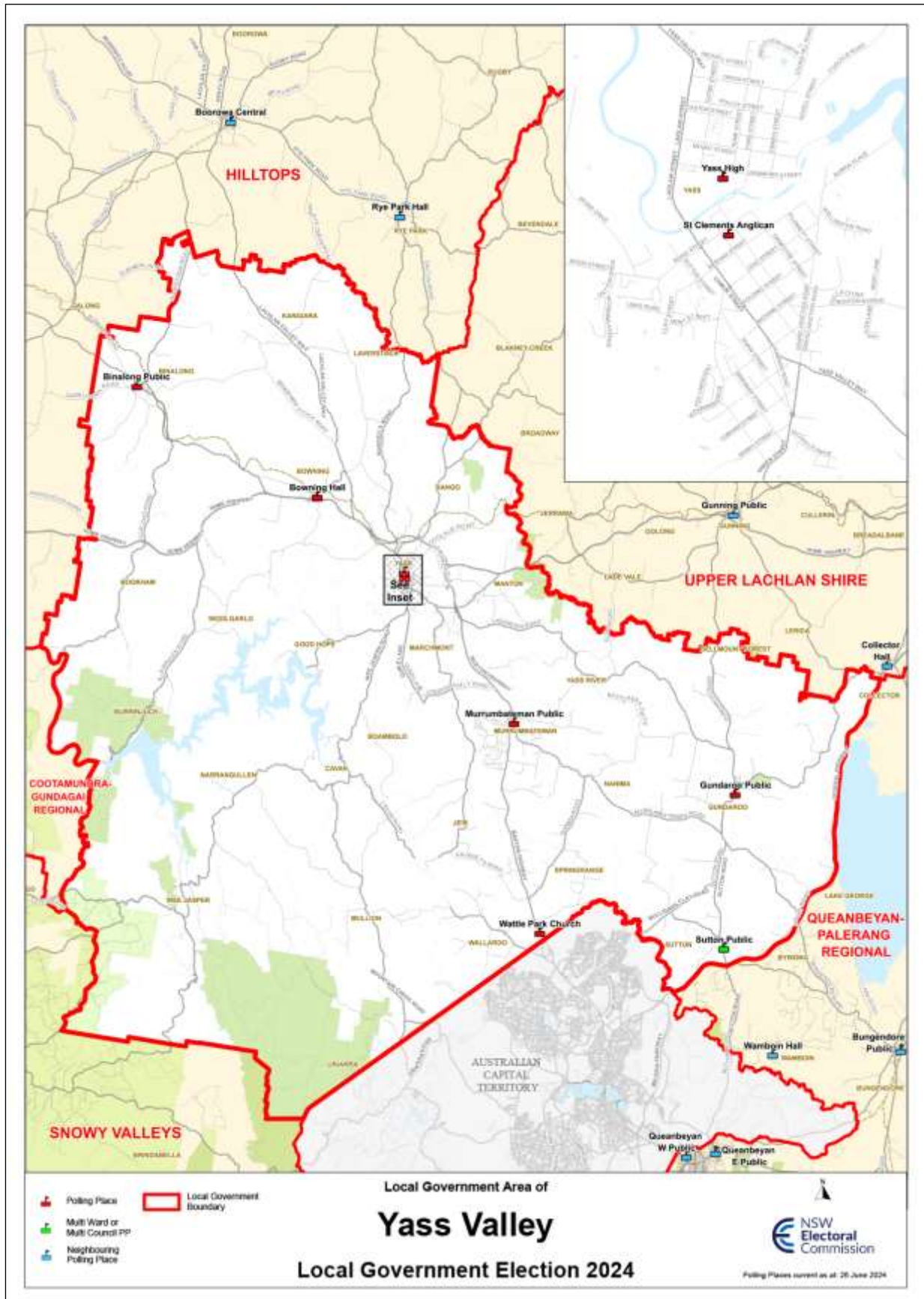
Number of election day polling places: 17

Number of declared institutions: 6

Returning Officer's office: Level 11, 1 Oxford Street, Surry Hills NSW 2010

Public registers: View the registers of candidates, groups, third-party campaigners, parties, party agents, senior office holders, associated entities and official agents, third-party lobbyists, and non-prohibited donors for the 2024 NSW Local Government elections on the [NSW Electoral Commission's website](#).

Yass Valley Council



Yass Valley election summary

Undivided council

Type of election conducted: Councillor (election of 9 councillors)

Council enrolment: 12,998 Residential roll: 12,997 Non-residential roll: 1

Apparent failure to vote notices issued: 2,083 (16% of the residential roll)

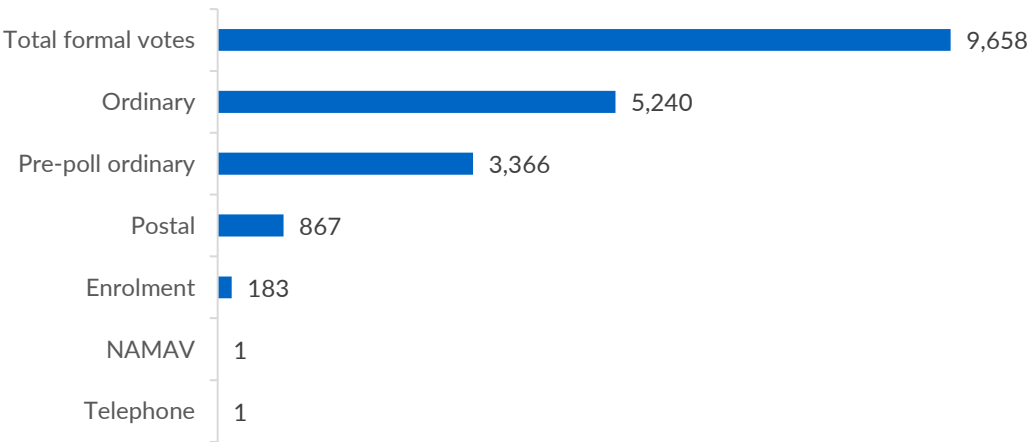
Councillor election

Councillor election total votes: 10,511 Formal: 9,658 Informal: 853 Formality rate: 91.9%
Participation rate: 81.5%

Elected councillors (alphabetical by surname)

Councillor name	Affiliation
BURGESS Cecil	Independent
BUTLER Kristin	Independent
CAMERON Adrian	The Greens NSW
CARTER David	Independent
CHARRY Alvaro	Independent
FLANERY Fleur	
JONES Jasmin	Independent
McGRATH Allan	Independent
ROTHWELL David	Independent

Formal votes cast by vote type for the councillor election



Councillor candidate nominations (alphabetical by surname)

Name	Affiliation
BURGESS Cecil	Independent
BUTLER Kristin	Independent
CAMERON Adrian	The Greens NSW
CARTER David	Independent
CHARRY Alvaro	Independent
CULLEN Tanya	The Greens NSW
FLANERY Fleur	
JONES Jasmin	Independent
McGRATH Allan	Independent
POTHAN Cayla	Independent
ROTHWELL David	Independent
STADTMILLER Matthew	Independent

Candidate nominations rejected/withdrawn: 1 rejected

Election operations

Number of staff: 51

Number of pre-poll centres: 1

Number of election day polling places: 8

Number of declared institutions: 1

Returning Officer's office: Shops G & J, 322-326 Auburn Street, Goulburn NSW 2580

Public registers: View the registers of candidates, groups, third-party campaigners, parties, party agents, senior office holders, associated entities and official agents, third-party lobbyists, and non-prohibited donors for the 2024 NSW Local Government elections on the [NSW Electoral Commission's website](#).