

Armidale Regional Council • Bathurst Regional Council • Bayside Council • Blayney Shire Council • Burwood Council • Cabonne Council • City of Canada Bay Council • Canterbury-Bankstown Council • Central Coast Council • Cootamundra-Gundagai Regional Council • Cumberland Council • Dubbo Regional Council • Dungog Shire Council • Edward River Council • Federation Council • Georges River Council • Hilltops Council • The Council of the Shire of Hornsby • The Council of the Municipality of Hunter's Hill • Inner West Council • Ku-ring-gai Council • Lane Cove Municipal Council • Mid-Coast Council • Mosman Municipal Council • Murray River Council • Murrumbidgee Council • Newcastle City Council • North Sydney Council • Northern Beaches Council • Oberon Council • Orange City Council • City of Parramatta Council • Port Stephens Council • Queanbeyan-Palerang Regional Council • Randwick City Council • Council of the City of Ryde • Shellharbour City Council • Snowy Monaro Regional Council • Snowy Valleys Council • Strathfield Municipal Council • The Hills Shire Council • Waverley Council • Willoughby City Council • Wollongong City Council • Woollahra Municipal Council

# Report on the Local Government Elections 2017



## Foreword

Pursuant to clause 393AA of the Local Government (General) Regulation 2005, I am pleased to present the New South Wales Electoral Commission's report on the conduct of the 2017 Local Government Elections to the Minister for Local Government, the Hon Gabrielle Upton, MP.

The 2017 Local Government Elections were the third conducted since changes to legislation gave councils the option to choose their election provider. A majority of councils (46 of 47) chose to have the New South Wales Electoral Commission conduct their elections in 2017.

The splitting of the scheduled elections into two tranches contributed to the complexity of conducting these elections.

The split election round meant we needed to devise a communications strategy to reduce the potential for confusion among electors, particularly in areas not conducting elections which bordered those that were. We made use of a range of strategies including:

- 'Check if you need to vote' messages placed in print, radio and digital media, targeted to areas not conducting elections. These messages advised electors that they could go to the [vote.nsw.info](http://vote.nsw.info) website to see if their council was having an election.
- additional media releases to newspapers in non-election areas with links to maps showing electoral boundaries, with councils which were not having elections highlighted.
- brochures distributed to selected areas on the boundaries of metropolitan Sydney areas not having elections
- a co-ordinated communications program for newly amalgamated councils to inform electors that their elections were not taking place.

I would like to thank all staff involved in conducting the 2017 Local Government Elections and to thank electors, councils, candidates, registered political parties and other stakeholders for their participation in this important event.



John Schmidt

Electoral Commissioner

## Table of Contents

Foreword.....	3
Executive Summary.....	6
Recommendations for legislative change.....	7
How this report is structured.....	11
Part 1: The 2017 Local Government Elections – Introduction.....	13
The role of the NSWEC.....	13
Functions.....	13
Clients.....	14
Service Commitments Charter.....	14
The changing regulatory environment .....	15
Caps on political donations.....	15
Regulating third-party campaigners .....	16
Political parties to keep a campaign account .....	16
Part 2: Conduct of the 2017 Local Government Elections.....	18
The NSWEC and the 2017 Local Government Elections: the numbers .....	18
About local government elections.....	18
Voting in council elections .....	18
Contestable elections .....	19
Services the NSWEC provides for all elections .....	19
Preparing for the elections .....	20
Election timetable.....	20
Financial and Funding Arrangements .....	20
Project Management Office.....	22
Recruitment and training.....	23
Election Staffing .....	23
Communication campaign .....	29
Statutory Advertising .....	30
Media liaison.....	30
Social media .....	32
Partial elections.....	32
NSWEC Website .....	32
Service Commitments Charter.....	33
Electoral Services for Electors.....	34

Electoral Services for Candidates, Groups and Political Parties .....	42
Electoral Services for the Media .....	47
Procurement of Equipment and Materials .....	48
Workplace Safety .....	49
Counting the votes .....	49
Informality .....	53
Surveys of election participants .....	54
Feedback from Election Staff .....	54
Part 3: The 2017 Elections and Evaluation .....	55
Performance against Service Commitments for Electors .....	55
Summary of findings from 2016 and 2017 .....	55
Notable differences between 2016 and 2017 survey results .....	56
List of Tables .....	62
Part 5 – Appendices .....	63
Appendix A: 2017 Local Government Elections Councils utilising the New South Wales Electoral Commission to provide their Elections .....	64
Appendix B: Candidates elected as councillors, 2017 NSW Local Government Elections	65
Appendix C: Candidates elected as Mayor, 2017 NSW Local Government Elections .....	83
Appendix D: 2017 Local Government Elections - Councils with Mayoral elections .....	83
Appendix E: 2017 Local Government Elections - Elections per Council .....	84
Appendix F: 2017 Local Government Elections Referenda .....	86
Appendix G: 2017 Local Government Elections Non-resident enrolment numbers by Council .....	87
Appendix H: 2017 Local Government Elections Regions, Stand Alone Elections and Location of Returning Offices .....	89
Appendix I: Declaration dates and times of election results .....	93
Appendix J: 2017 Local Government Elections Political Parties Registered and Participating .....	97
Appendix K: 2017 Local Government Elections Languages spoken by Election Officials ..	99
Appendix L: 2017 Local Government Elections State-wide Advertising Campaign .....	102
Appendix M: 2017 Local Government Elections State-wide Advertising Campaign .....	114

## Executive Summary

On 9 September 2017, the NSW Electoral Commission (NSWEC) conducted elections on behalf of 46 NSW councils (please see Appendix A for a list of these councils). One council (Maitland) chose to conduct its own election.

In total, we were responsible for 142 individual elections in 103 wards and 19 undivided council areas. There were 122 contested councillor elections, two uncontested ward elections, 12 contested mayoral elections, five polls and six referenda for four councils.

For the 46 councils, there were 55 pre-poll venues and 1,130 polling places, serving 2.73 million electors. Over one elector in a thousand nominated as a prospective councillor, with a total of 1,938 candidates, from 2,019 nominations. Twenty people who nominated either withdrew their candidacy or were ineligible to stand for election, while the balance is made up of candidates who nominated for multiple positions, such as both councillor and mayor.

There were 484 councillor positions up for election.

The elections encompassed different voting methods: optional preferential for direct mayoral elections and proportional representation if more than two councillors are elected.

Votes in councillor elections were tallied using NSWEC vote counting software. All ballot papers were entered into the Proportional Representation Computer Count (PRCC) Data Entry System.

Councils in the Sydney and Wollongong areas sent their councillor ballot papers to the Local Government Counting Centre at Riverwood. All other councils had their councillor ballot papers and data entered in the Returning Office regional office. There were nine data entry count centres: Riverwood, three regional count centres and five regional Returning Offices.

The data entry operation at Riverwood involved 120 clerical staff checking and preparing the ballot papers for data entry. Data entry started on 11 September 2017 and finished on 19 September 2017.

There were 2,193,349 votes cast in the 2017 Local Government Elections. There were 2,045,739 formal votes in councillor elections and 147,610 informal votes. This last figure represents a decline in the informal voting rate, at 6.39 per cent down from 6.44 per cent in 2016.

The turnout rate for these elections was 79.58 per cent. This rate is marginally higher than the 2016 turnout rate of 79.27 per cent.

We employed a total of 8,830 temporary election staff.

Following the election, we conducted a range of surveys with electors, candidates, council general managers and election officials.

## Recommendations for legislative change

Clause 393AA(1)(e) of the *Local Government (General) Regulation 2005* (LG Regulation) provides that this report is to contain ‘any recommendations by the Electoral Commissioner to the Minister [for Local Government] regarding changes to the Act or this Regulation relating to the conduct of elections’.

### Harmonisation with the Electoral Act 2017

In November 2017 Parliament passed the *Electoral Act 2017* (Electoral Act) which, when commenced, will replace the *Parliamentary Electorates and Elections Act 1912* (PE&E Act). This new legislation was introduced following a lengthy period of review and is intended to simplify, modernise and improve the conduct of NSW parliamentary elections.

There are a number of differences in the legislative provisions which govern the conduct of state and local government elections. Some of these differences relate to matters which are unique to each level of government (for example, non-residential electors for local government), while others are more reflective of the time at which individual legislative provisions were enacted.

I do not believe it would be an efficient or effective exercise to attempt to draft a single piece of legislation to govern both state and local government elections. Having said this, I believe there would be benefit to be gained for electors, political participants and the NSWEC in harmonising as much of these two legislative regimes as is practicable.

Harmonisation in electoral legislation would benefit all stakeholders through increased consistency in the processes for conducting elections. For the NSWEC and political participants alike, differences in state and local government election legislation results in additional administrative burden. Consistent communication by the NSWEC concerning harmonised electoral processes would assist in reducing uncertainty among electors and political participants about their rights and obligations.

Currently the legislative provisions relating to the conduct of local government elections are contained in the *Local Government Act 1993* (LG Act) and the *Local Government (General) Regulation 2005* (LG Regulation). Both the LG Act and LG Regulation deal with a wide range of matters in addition to elections. Although not a major issue, I believe the accessibility to, and understanding of, provisions relating to elections would be enhanced by the drafting of stand-alone legislation which deals solely with local government elections, i.e. a Local Government Elections Act.

#### **Recommendation 1**

**A review be undertaken with a view to harmonising the electoral provisions of the Local Government Act and Regulation with the Electoral Act.**

#### **Recommendation 2**

**Stand-alone legislation be drafted which deals solely with local government elections.**

## Universal postal voting and technology assisted voting

The Report of the Joint Standing Committee on Electoral Matters (JSCEM) on the conduct of the 2008 local government elections recommended that the LG Act be amended to provide for elections by way of universal postal voting (UPV), for councils which opted to use that method of election.<sup>1</sup> The JSCEM concluded that UPV would provide a cheaper alternative to attendance voting in certain local government areas, particularly in rural and regional parts of NSW.

In its report concerning the 2012 local government elections, the JSCEM recommended that the Government abolish the existing eligibility requirements with respect to whether an elector is qualified to cast a postal vote, and that each council be granted the option to conduct its elections via a postal ballot in lieu of attendance voting.<sup>2</sup> The JSCEM noted UPV had been available for many years in Victoria, had largely been considered successful, and was a model that may be suitable for adoption and adaptation in NSW.

In 2015, section 310B was inserted into the LG Act to provide that a prescribed local government area may, by resolution, determine that voting at an election is to be conducted exclusively by means of postal voting. Section 310B(6) provides that an election to be conducted exclusively by means of postal voting is to be conducted in accordance with the regulations. Regulations have yet to be made to give effect to UPV in local government elections.

The JSCEM's 2012 report also recommended that the Government extend technology assisted voting - known in NSW as iVote® - to all electors ahead of the 2016 local government elections, and that there be an independent software review and report on the integrity of iVote systems prior to such implementation.<sup>3</sup>

The JSCEM's report on the 2015 State General Election recommended that the Government establish an independent panel of experts to conduct a full inquiry into the iVote internet and telephone voting system to consider security, auditing and scrutineering issues.<sup>4</sup> Mr Roger Wilkins AO has been engaged to undertake this inquiry. The terms of reference for this review, which is to be completed by May 2018, are:

1. Whether the security of the iVote system is appropriate and sufficient.
2. Whether the transparency and provisions for auditing the iVote system are appropriate.
3. Whether adequate opportunity for scrutineering of the iVote system is provided to candidates and political parties.

---

<sup>1</sup> Joint Standing Committee on Electoral Matters, Parliament of New South Wales, *2008 local government elections*, Report 3/54 (June 2010), Recommendation 11.

<sup>2</sup> Joint Standing Committee on Electoral Matters, Parliament of New South Wales, *Inquiry into the 2012 local government elections*, Report 4/55 (March 2014), Recommendations 10 and 11.

<sup>3</sup> Ibid, Recommendation 13.

<sup>4</sup> Joint Standing Committee on Electoral Matters, Parliament of New South Wales, *Administration of the 2015 NSW election and related matters*, Report 2/56 (November 2016), Recommendation 6.



4. What improvements to the iVote system would be appropriate before its use at the 2019 State General Election.

In comparison with postal voting, users of technology assisted voting are more likely to use the voting method for which they have registered for and are less likely to not vote at all. The following table illustrates this point in the context of the 2011 State General Election, which was the first election which used iVote.

*Table 1: Use of postal voting and iVote in the 2011 State General Election*

	Postal Voting	iVote
Number of persons registered	315,182	51,103
Voted via that channel	77.8%	91.7%
Voted another way	11.0%	5.4%
Did not vote at all	11.2%	2.9%

The following table illustrates the same experience in relation to the 2015 State General Election.

*Table 2: Use of postal voting and iVote in the 2015 State General Election*

	Postal Voting	iVote
Number of persons registered	291,435	299,890
Voted via that channel	69.8%	94.6%
Voted another way	18.8%	3.6%
Did not vote at all	11.4%	1.8%

In recent years there has been a decline in the reliability, and increase in the cost, of postal services for election purposes. Postal voting is particularly ineffective for electors who are overseas. At the 2015 State General Elections, of 5,856 postal vote ballot papers sent overseas only 129 were returned in time to be entered into the count. Of 158,604 postal votes issued for the 2017 local government elections, 22,029 were not scrutinised because they were either returned too late or not returned at all.

The IPOS survey (see Part 3 of this Report) commissioned following the 2017 elections found that, although voting on election day remains the most popular method of participation, its popularity reduced between 2016 and 2017 (from 86 per cent to 80 per cent). The majority of participants (60 per cent and 71 per cent) said they would be likely to use internet voting (i.e. iVote) if it were available to them.

Local government elections can be conducted by the NSWEC, a private provider or councils themselves. There is a risk of loss of confidence in an election result, and technology assisted voting generally, if an insufficiently robust and secure solution is used. If technology assisted voting is introduced minimum mandatory requirements must be introduced so that all elections are run to the same standards regardless of who is the election service provider.

### **Recommendation 3**

**Technology assisted voting be introduced as a complimentary voting channel in conjunction with universal postal voting in local government elections.**

### **Recommendation 4**

**For local government elections which use attendance voting, technology assisted voting be introduced for the same categories of electors who are able to vote using this technology under the Electoral Act.**

### **Recommendation 5**

**If technology assisted voting is implemented for local government elections, minimum mandatory requirements be introduced so that all elections are run to the same standards regardless of whether the election is conducted by the NSWEC, a private provider or councils themselves.**

## How this report is structured

Clause 393AA of the Local Government (General) Regulation 2005 provides that:

(1) After each ordinary election of councillors and each first election for an area after its constitution, the Electoral Commissioner must provide the Minister [for Local Government] with a written report on the conduct of the election, including (but not limited to) a report on the following:

- (a) the names of the areas whose elections were conducted by the Electoral Commissioner,
- (b) details of the declared results in those elections,
- (c) details of any requests for recounts of ballot-papers in those elections,
- (d) details of any proceedings commenced in a court or tribunal relating to those elections,
- (e) any recommendations by the Electoral Commissioner to the Minister regarding changes to the Act or this Regulation relating to the conduct of elections.

(2) The report must be provided to the Minister and displayed on the Electoral Commission's website within 6 months after the election day concerned, unless the Minister is satisfied that special circumstances exist.

This report is presented in accordance with this requirement and covers the second tranche of local government elections, held on 9 September 2017. It is made up of three parts:

Part 1 introduces the major themes and features of the 2017 Local Government Elections. It reports on:

- the role of the NSWEC
- the changing regulatory environment for elections in NSW

Part 2 sets out the NSWEC's conduct of the 2017 Local Government Elections. It is divided into:

- the numbers and scope of the elections
- preparation for the elections
- conduct of the elections
- results and matters that follow from the elections, such as penalty notices for enrolled electors who did not vote

Part 3 provides an evaluation of the NSWEC's performance. It includes:

- the results of surveys, both by external provider IPSOS and our own internal surveys

- our service charter and our performance against it
- consideration of how we can improve on our performance

Part 3 examines feedback received from surveys conducted by the NSWEC following these elections. It also contains a number of appendices containing specific information relating to aspects of the elections.

## Part 1: The 2017 Local Government Elections – Introduction

### The role of the NSWEC

The NSWEC is responsible for

- regulation and administration of the election funding, expenditure and disclosure scheme and registration of electoral participants for the purposes of that scheme
- registration and regulation of third-party lobbyists
- enforcement of funding and disclosure, electoral and lobbyist offences, including enrolment and Failure to Vote offences under the *Local Government Act*.

The Electoral Commissioner is responsible for

- registration of political parties
- enrolment of electors
- maintenance of electoral rolls
- the conduct of elections

### Functions

The main functions of the NSWEC are to

- maintain a scheme of public funding at State Government level, for eligible political parties, candidates and independent members of Parliament;
- regulate campaign finance management requirements for Parliamentary and local government elections
- maintain the Register of Third-Party Lobbyists
- enforce offence provisions relating to the conduct of elections, campaign finance and lobbying
- research electoral issues

The main functions of the Electoral Commissioner are to

- conduct elections and by-elections for the State of NSW, local government and the NSW Aboriginal Land Council
- conduct statutory elections for registered clubs, statutory bodies and state registered industrial organisations
- manage the NSW State electoral roll with the Australian Electoral Commission (AEC)

## Clients

Our clients include:

- the people and electors of NSW
- the Parliament of NSW
- local councils
- the NSW Aboriginal Land Council
- election candidates and participants
- registered political parties
- industrial organisations, registered clubs and statutory bodies
- the media
- lobbyists
- political donors and third party campaigners

Since 2011, councils have had the option to run their elections themselves, choose the NSWEC or choose an election service provider other than the NSWEC to conduct the election for them.

## Service Commitments Charter

The Service Charter is a primary accountability instrument for the NSWEC. We enter into agreements with individual councils, setting out the NSWEC's commitment to providing impartial and quality election services for those councils using our services by:

- promoting open and timely communication and consultation between councils and the NSWEC on election services
- recognising the interests of people and bodies involved in the conduct of the elections
- setting out the NSWEC's accountability in providing election services for councils
- outlining the standards for efficiency, effectiveness and co-ordination of elections for which we are accountable
- promoting accountability and customer service in conducting successful elections.

The Charter includes commitments to:

- consult with councils on election services and timely provision of cost estimates
- assign Client Liaison Officers as a single NSWEC point of contact for councils on election services the NSWEC will provide

- recruit Returning Officers with expertise and capacity to deliver successful elections
- publicise information on election services for electors, candidates, groups of candidates and registered political parties
- count votes accurately
- publish election night and final election results in a timely manner
- provide public accountability by reporting to the NSW Parliament and councils on the conduct of the elections.

The Service Charter is based on the premise that the NSWEC and NSW councils will:

- undertake their respective roles and responsibilities for elections as set out in relevant legislation and administrative instruments
- meet their responsibilities in a timely manner
- provide relevant, current and timely information relevant to electors
- raise issues relevant to the successful conduct of the elections, and have these issues examined courteously and confidentially.

### The changing regulatory environment

The Local Government and Elections Legislation Amendment (Integrity) Act 2016 introduced new provisions to the Election Funding, Expenditure and Disclosures Act 1981 relating to local government. The key changes involve:

- capping political donations
- regulating third-party campaigners
- requiring political parties to keep a campaign account for local council elections.

In August 2017 the *Parliamentary Electorates and Elections Act 1912* was amended to give the NSW Electoral Commission investigatory and enforcement functions in relation to electoral offences under the *Local Government Act 1993* and *Local Government (General) Regulation 2005*.

### Caps on political donations

Political donations made to political parties, elected members, candidates, groups of candidates and third-party campaigners are now capped. It is unlawful for a person to make or accept a political donation that exceeds the relevant cap. The caps on political donations are determined each financial year.

In summary, the caps are:

- \$6,100 cap from 1 July 2016 for any political donation to, or, for the benefit of a registered party or of a group.

- \$2,700 cap from 1 July 2016 for any political donation to, or, for the benefit of:
  - a party that is not a registered party, or
  - an elected member, or
  - a candidate, or
  - a third-party campaigner.
- multiple donations from the same donor to the same recipient in any one financial year are to be aggregated for the purpose of the annual cap.
- donations are to be aggregated separately for local government elections and other purposes.
- donations to candidates, groups and elected members of the same party are to be aggregated separately for local government elections and other purposes.

#### *Regulating third-party campaigners*

Individuals and entities who incur more than \$2,000 in electoral communication expenditure during the expenditure period for a local council election must be registered as a third-party campaigner with the NSWEC and appoint an official agent.

Electoral communication expenditure includes advertising and printing to promote or oppose a political party or candidate/s or to influence the vote at an election.

It is an offence to incur more than \$2,000 in electoral communication expenditure during the local government expenditure period before a third-party campaigner is registered for the election.

#### *Political parties to keep a campaign account*

Political parties, candidates and third-party campaigners which incur electoral expenditure for a local council election must keep a local government campaign account. The campaign account is to be used to make payments for electoral expenditure and deposit political donations for a local council election.

There are criminal offences in place in the legislation for:

- making or accepting a donation that exceeds the relevant cap
- a third-party campaigner not operating a campaign account in accordance with the rules
- a candidate not operating a campaign account in accordance with the rules
- a party not operating a local government campaign account in accordance with the rules.

If a person commits an offence in relation to the new requirements the NSWEC may:

- commence prosecution



- recover the value of 'over the cap' donations from the donation recipient
- issue a warning.

## Part 2: Conduct of the 2017 Local Government Elections

### The NSWEC and the 2017 Local Government Elections: the numbers

On 9 September 2017, the New South Wales Electoral Commission conducted elections on behalf of 46 NSW councils.

In total, we were responsible for 142 individual elections in 103 wards and 19 undivided council areas. There were 122 contested councillor elections, two uncontested ward elections, 12 contested mayoral elections, five polls and six referenda for four councils.

For these councils, there were 55 dedicated pre-poll venues (not including the offices for 40 Returning Offices, which also serve as pre-poll venues) and 1,130 polling places, serving 2.73 million electors. Over one elector in a thousand nominated as a prospective councillor, with a total of 1,938 candidates, from 2,019 nominations. Twenty people who nominated either withdrew their candidacy or were ineligible to stand for election, while the balance is made up of candidates who nominated for multiple positions, such as both councillor and mayor.

There were a total 484 positions up for election attracting a total of 2,193,349 votes (see Appendix B for a list of councillors elected).

Of these, 2,045,739 were formal votes and 147,610 informal votes. This last figure represents a decline in the number of informal votes, to 6.39 per cent, down from 6.44 per cent in 2016.

We employed a total of 8,830 temporary election staff, working in Returning Officer offices, voting centres and regional counting centres.

### About local government elections

#### *Voting in council elections*

The elections utilised different voting methods. Direct mayoral elections use an optional preferential system, whereas when two or more councillors are elected a proportional representation system is used, similar to that used for the NSW Legislative Council.

Council ballot papers use group voting squares. Electors can vote above the line on the ballot paper for a group of candidates. A number '1' for a group records a first preference vote for the first candidate in the group with preferences going to the other candidates in the group in the order in which they are listed. Preferences then go to the next group, if indicated. The alternative is marking squares 'below the line' in order of preference for individual candidates.

### *Contestable elections*

As noted earlier, on 9 September 2017, the New South Wales Electoral Commission conducted elections on behalf of 46 NSW councils. One council (Maitland) chose to conduct its own election.

### *Services the NSWEC provides for all elections*

Notwithstanding the introduction of contestability, the NSWEC retains responsibility for providing certain electoral services for all councils, including those which conduct their own elections. We supply electoral roll products, manage Failure to Vote and Penalty Notice processes and administer the funding and disclosure regime. Other services we provided to all councils included:

- Enrolment advertising - The NSWEC placed statewide advertising of the election date and the requirement that electors needed to be on the roll to vote.
- Composite rolls – Composite rolls were supplied to all councils.
- Copy of roll to candidates – A copy of the relevant electoral roll was provided to candidates upon request.
- Other enrolment related matters - A secure roll facility on the NSWEC's website was provided to councils administering their elections, to enable Returning Officers to check enrolment details prior to hard copy rolls being provided. Confirmation of 'silent elector' details was also provided.
- Registered General Postal Voters - Each council was provided with a list of electors who are registered to automatically receive postal votes.
- List of Non-Voters - The NSWEC scanned the rolls and prepared a list of non-voters for the General Manager to certify.
- Vote counting software specifications - These were available from the NSWEC for any council who required them for local government proportional representation vote counts.

## Preparing for the elections

### *Election timetable*

Table 3: Local Government Elections 2017 Election Timetable

Event	Date
Local government expenditure period begins	Sunday, 1 July 2017
Nominations open	Tuesday, 31 July 2017
Close of rolls*	Tuesday, 31 July 2017
Close of nominations Registration of candidates under EFED Act closes	Wednesday, 9 August 2017
Registration of election materials commences	Wednesday, 9 August 2017
Pre-poll voting opened	Monday, 28 August 2017
Registration election material closes Registration of third-party campaigners closes	Tuesday, 1 August 2017
Postal voting applications closes	Monday, 4 September 2017
Declared Institution voting starts	Monday, 4 September 2017
Declared Institution voting closes	Friday, 8 September 2017
Pre-poll voting closes	Friday, 8 September 2017
Election day Local government expenditure period closes at close of polls	Saturday, 9 September 2017, 8am – 6pm
Return of postal votes closes	Monday, 11 September 2017

\*For nominations and roll printing purposes

### *Financial and Funding Arrangements*

#### *Funding of Local Government Elections*

Councils are required to meet the costs of conducting their elections. While the NSW Government does not provide direct funding for local government elections, some NSWEC services required for local government elections, such as enrolment and non-voting services, are provided by the NSWEC at no cost.

For the second tranche of 46 councils, whose elections were conducted on 9 September, 2017, the NSWEC issued budget estimates totalling \$20.87 million. The actual expenditure came in under budget, at \$19.17 million.

The election management fee, which had been estimated at \$7.62 per elector, was delivered at \$7.01 an elector. We charged a total of \$1.914 million in fees, down from the \$1.919 million estimate issued to councils. Independent accounting firm PriceWaterhouseCoopers was engaged to conduct a review of the level of NSWEC overhead, as applicable to the delivery of the LGE event.

The NSW Government has provided the NSWEC with additional funding of \$17.0 million to assist in conducting the 2016 and 2017 local government elections. This funding

reflected the additional costs incurred in conducting the elections in more than one tranche.

#### *Council Costing Model for the 2017 Local Government Elections*

The NSWEC undertook a comprehensive budget estimation process, identifying and calculating estimated costs for individual council expenses. The broad process for developing the budget for the 2017 Local Government Elections and individual council budgets involved five major stages.

All 2017 Local Government Elections projects and associated activities were identified and quantified.

The budget estimates were then developed, using a 'zero based' or 'bottom-up' budget methodology that involved itemising volume and unit costs for each project, the tasks for each month and identifying the financial years 2016/17 and 2017/18 which were impacted.

Those costs which could be attributed to the council amalgamations activity and effort associated were quantified and charged to the state government appropriation.

We then undertook substantive testing of these budget items and their estimated costs, using the most reliable cost schedule available that is the 2016 Local Government Elections.

Finally, we allocated the costs for each project to individual councils using the applicable methodology for the activity involved in each project. The methodologies applied were either:

- cost per elector
- actual costs incurred in specific council areas and/or
- allocation for Regional Returning Officer based on elector numbers.

This enabled equitable sharing of overheads applicable to all councils separately from costs specific to each council.

#### *No advance payment from councils and no deferral of payment for councils*

The NSWEC did not seek an advance payment from councils towards the conduct of the 2017 Local Government Elections. Final invoices will be issued to councils in March 2018.

#### *Major Budget Components*

The major expenditure items of elections are salaries, rent for office accommodation and polling places, communication campaigns and ballot paper production.

In the 2017 Local Government Elections, 82.7 per cent of the budget was composed of 11 expenditure items, the largest of which was wages. The major cost items and their proportional contribution to the total 2017 Local Government Elections budget are shown below.

Table 4: Local Government Elections, Major Expenditure Items

Expenditure Item	2017 \$M	2017 % Total Expend	2016 \$M	2016 % Total Expend
Election official wages	8.301	48.1	6.765	50.6
Logistics	1.339	7.8	1.276	9.5
Information Technology support	0.917	5.3	0.904	6.8
Ballot paper production	0.600	3.5	0.719	5.4
Returning Officer accommodation	0.899	5.2	0.661	4.9
Vote counting and Results	0.708	4.1	0.576	4.3
Polling Place hire	0.730	4.2	0.479	3.6
Communication campaign	0.639	3.7	0.378	2.8
Call Centre	0.216	1.3	0.260	1.9
Enrolment expenses	0.293	1.7	0.216	1.6
Other costs	2.613	15.1	1.138	8.5
<b>Total Direct Costs</b>	<b>17.253</b>	<b>100.0</b>	<b>13.371</b>	<b>100.0</b>

Staffing made up 39.4 per cent of the total budget expenditure. Staffing of an election is always a major expenditure item, with the largest component being polling place staff. The breakdown of the total expenditure for election official wages for the 2017 Local Government Elections is set out below.

Table 5: Local Government Elections, Election Official Wages

Category of Election Staff	2017 \$ Wages	2017 %	2016 \$ Wages	2016 %
Polling Place Staff	3,589,048	43.0	2,445,000	36.1
Returning Officer Office Staff	2,734,919	32.9	2,432,000	35.9
Returning Officers	1,313,533	15.8	1,128,000	16.7
Returning Officer Support Officers	272,903	3.1	371,000	5.5
Support Staff & Training	404,253	4.9	389,000	5.8
<b>Total</b>	<b>8,300,764</b>	<b>100.0</b>	<b>6,765,000</b>	<b>100.0</b>

### Project Management Office

The 2017 Local Government Elections were the second in which the NSWEC's new Project Management Office (PMO) played a significant role. Established in February 2016, the PMO provides an independent permanent function to improve program and project delivery efficiency, reliability and consistency. The PMO initially focused on implementing effective controls around the 2016 Local Government Election Program, providing executive assurance including accurate forward planning, risk and interdependency management. This integrated management approach made a

substantial improvement to the running of the 2016 and 2017 Local Government Elections.

### *Recruitment and training*

Election officials are the front line staff in elections with responsibility for the operational administration of electoral laws, policies and procedures underpinning the integrity of elections.

Election staff include Regional Returning Officers, Returning Officers, Returning Officer Support Officers, Polling Place Managers, Deputy Polling Place Managers, Election Officials, Senior Office Assistants and Office Assistants. Election staff undertake the preparatory work for the elections and, on election day, manage the polling places, issuing and counting votes and resolving difficulties experienced by electors.

Selection and training are the keys to ensuring that electors receive appropriate service from election officials. Because of the periodic nature of election events, it is not possible for the NSWEC to retain election staff between elections, hence recruitment and training of election staff is a major component of preparing for any election.

The NSWEC directly employed 8,830 temporary staff for the 2017 Local Government Elections. A further 36 staff that were permanent Council employees assisted the NSWEC in pre-poll activities. There were approximately 257 staff employed at the Local Government Counting Centre to undertake counting activities. The total numbers of staff employed in each staff category are below.

*Table 6: Election Official Categories, Numbers and Percentages*

Staff Categories	Number	%
Election Officials	4,412	49.97
Declaration Vote Issuing Officers	1,404	15.90
Deputy Polling Place Managers	443	5.02
Polling Place Managers	1,132	12.82
Office Assistants	1,165	13.19
Senior Office Assistants	234	2.65
Returning Officers	40	0.45
<b>Total</b>	<b>8,830</b>	<b>100</b>

### *Election Staffing*

The NSWEC maintains a pool of people who have demonstrated competency in electoral administration and a capacity to adopt new electoral practices.

To maintain separation of the conduct of the elections from those who might be perceived to have an interest in their outcome, Returning Officers cannot be an employee of the council for whom an election is being conducted. Other election officials, such as Senior Office Assistants, Office Assistants, Polling Place Managers and

polling place staff, can be employees of the council (provided they are on the residential electoral roll) and are selected on merit.

Recruitment processes vary between different categories of election staff. Recruitment of election staff commenced with Returning Officers and Returning Support Officers.

#### *Recruitment of Returning Officer Support Officers and Returning Officers*

The NSWEC keeps records of people who have been previously interviewed for senior election official positions. This pool is supplemented by advertising and interviewing eligible personnel prior to each general election, to ensure sufficient geographic coverage of Returning Officer positions across NSW. The recruitment process includes an online application based on selection criteria, face-to-face interview and computer skills test.

From this recruitment pool, we selected Returning Officer Support Officers and Returning Officers to work at the election. Applicants who are not appointed to one of these two positions are encouraged to apply for other Returning Officer and election day positions. Following the election, the Returning Officer Support Officers, Returning Officers, Senior Office Assistants and Polling Place Managers undergo a performance assessment, which assists in selection of senior election officials for future elections.

#### *Recruitment of Election Staff*

Returning Officers are responsible for recruitment of their office staff and polling place officials. The central office of the NSWEC provided the systems and processes to undertake recruitment.

The recruitment of Senior Office Assistants, Office Assistants and polling place staff was conducted by contacting staff who had worked at previous elections and encouraging them to register for work through the Expression of Interest link on the NSWEC website. We also ran an advertising and awareness campaign through website, radio and newspaper advertisements. Applications for employment opened via an online registration on Tuesday, 6 June 2017.

The Returning Officers used the Expression of Interest website to select staff for their offices and polling places, with recruitment commencing on Monday, 17 July 2017. The Expression of Interest documentation included the criteria applicants were required to meet. For a Polling Place Manager for example, these were:

1. Customer service and communication skills (the ability to understand and convey information in a clear, accurate and respectful manner to people of diverse backgrounds)
2. Ability to work in a team environment (the ability to take or give direction, and work co-operatively towards a common goal and deadline)
3. Accuracy in the completion of administrative and numerical tasks within a time constraint (the ability in administrative, clerical and numerical roles where accuracy and timely completion are important) and



4. Supervisory and time management experience (the ability to bring people and tasks together to successfully complete work).

#### *Targeted Recruitment Strategy*

For the NSW 2017 Local Government Elections, we implemented a targeted recruitment strategy – a Diversity, Inclusion and Accessibility Program. This program aimed to increase the number of people working at the election who:

- have a disability
- speak another language other than English, or
- identify as Aboriginal.

Having more people from the above groups working in polling places has a positive impact on addressing accessibility barriers. We promote work opportunities through our reference groups, social media, and through community specific networks.

For the NSW 2017 Local Government Elections:

- 2.82 per cent of election staff had a disability
- 30.36 per cent of election staff spoke another language other than English
- 2.21 per cent of election staff identified as Aboriginal

When employing staff with bilingual skills, we aim to employ people who speak the languages prevalent in a particular Local Government Area.

We also promote access to multilingual language support at each polling place and pre-poll via the Telephone Interpreting Service. Electors can access over 160 languages via telephone interpreting service at no cost to themselves. The elector is assisted by the Polling Place Manager or Pre-Poll Manager.

#### *Determination of Staff Numbers*

Projections of ordinary votes to be taken at each polling place are used as the basis for staffing projections with additional factors taken into account, including:

- analysis of staffing used at previous elections and subsequent performance outcomes including complaints received regarding queue times, and timing of results phoned through to the Returning Officer's office
- results of feedback surveys from election officials about their experiences working at the polling place, and the performance assessment of polling place managers
- demographic changes since the last election
- deletion or addition of neighbouring polling places since the previous election
- location of the venue (e.g. is it in a remote part of NSW?)
- presence of higher than average numbers of electors from culturally and linguistically diverse communities and/or Aboriginal communities and

- time and motion studies conducted by NSWEC (e.g. to determine length of time to process a declaration vote).

These variables are factored into a model which calculates the optimal number of election staff per venue for each staffing category (Polling Place Manager, Ordinary Issuing Officer, Declaration Vote Issuing Officer) to issue ballot papers and to assist with the vote count following the close of polls at 6pm on election day.

All polling places must have a minimum of two staff, one of whom is the Polling Place Manager. The polling place staffing formula is based on 500-650 votes per issuing table, with the projected number of votes determining the number of issuing tables. The number of issuing tables per polling place determines whether that polling place requires a Deputy Polling Place Manager, a Ballot Box Guard and/or an Enquiry Officer.

#### *Returning Officer Support Officers*

The Returning Officer Support Officers were drawn from a pool of Senior Election Officials. Six Returning Officer Support Officers provided support and guidance to Returning Officers throughout the election period to ensure implementation of policies and procedures. Each Returning Officer Support Officer was allocated a number of Returning Officers to manage during the election. Employment of Returning Officer Support Officers commenced in June 2017 and ran until September 2017. Returning Officer Support Officers (ROSO) form the ROSO Support Centre, the main contact point between the NSW Head Office and the Returning Officers in the field.

Returning Officer Support Officers undertook an induction training program and ongoing training throughout the election period. Supporting materials were also provided to equip Returning Officer Support Officers for their role.

#### *Returning Officers*

For the 2017 elections, 40 Returning Officer (RO) positions were filled to manage 40 stand-alone Returning Officer offices and three Regional offices.

The Regional Returning Officer structure reduced the number of Returning Officers required and enabled all Returning Officers to work full-time to provide services to all councils.

#### *Training of Election Staff*

For the 2017 Local Government Elections a blended learning approach was adopted. This included two formal training streams – online and face-to-face – delivered to election staff.

#### **On-the-job training**

Individuals employed as Senior Office Assistants (SOA) and Office Assistants (OA) are expected to participate in on-the-job training. The RO (and in some instances the SOA) is responsible for conducting on-the-job training. Recommendations are provided to ROs and SOAs in relation to best practice on-the-job training.

At the polling place, the Polling Place Manager is responsible for providing instructions and support to their staff as required.

## Training Design

The training was designed by identifying the key competencies (knowledge and skills) critical to each role. The training is considered to be role specific (rather than subject based) and reflects the core job functions of each role.

## Online Training

The primary training method used for this election was online training. This aims to provide a high level overview of key processes. Fifty online modules were developed as part of the online training program. Each was mapped to a specific role and varied in complexity and depth of information. This approach provides a pathway approach to skill development and promotes portability between roles.

Learners could access their modules as many times as they needed and in any order they chose. This allows the learner to be self-directed, which is a critical principle of adult learning. Knowledge checks were embedded throughout the modules and a quiz at the end of the course allowed learners to reflect on their learning.

A number of videos were embedded into the online training to support skill development. These videos focussed on a range of tasks including the counting process. The counting videos were also loaded on to the polling place tablet device so staff could review the videos prior to conducting the various counts in the polling place.

Feedback from the online training evaluation survey showed that most learners found the video to be an effective learning tool.

## Face-to-Face Training

Face-to-face training provides an opportunity to apply knowledge and practice the necessary skills for the job. The face-to-face training was learner-centred and activity-based. The face-to-face program aimed to create an environment of collaboration and participation, with the opportunity to share and learn from experience.

Face-to-face training was developed for the following positions:

*Table 7: Face-to-face training details*

Job Role	Length of training	Location of training	Facilitated by
Returning Officer	Two days	Sydney	NSWEC
Returning Officer [Focus on Counting and Results]	0.5-1 day	RO Office	NSWEC
Senior Office Assistant – Counting and Result	Two hours	RO Office	NSWEC
Senior Office Assistant - Pre-Poll	Two hours	RO Office	Returning Officer*
Polling Place Manager	Two hours	RO Office	Returning Officer*
Deputy Polling Place Manager	Two hours	RO Office	Returning Officer*

\* Returning Officers were provided with a training pack (Facilitator Guide, PowerPoint and Activity Pack) to assist them in implementing training.

### *Operational Support of Election Staff*

#### **Handbooks, Manuals and Resources**

We provided handbooks and manuals to assist election staff in undertaking their duties. In addition, Returning Officers received regular online bulletins and information sheets, along with face-to-face and phone contact from the Returning Officer Support Officers. Returning Officers were provided with intranet access to key information and electronic processes. All Returning Officers had access to phone support for the software used in conducting a local count and the correct set up and management of a local counting centre.

Manuals and handbooks were also produced for polling place staff, candidates, parties and scrutineers.

We provided demographic information to Returning Officers working in local government areas where there is a high population of Aboriginal electors and/or electors from culturally and linguistically diverse communities. All staff working at elections have access to cultural awareness guides to assist them in providing culturally appropriate services and address barriers to voting.



## IS YOUR COUNCIL HAVING AN ELECTION?

**The second round of NSW Council Elections are on Saturday, 9 September.**

Not all councils are having elections as around half had their elections in September last year.

**Voting is compulsory in areas conducting elections, and fines apply for not voting. So if you're not sure if your council is having an election and if you need to vote it's important you check the website or call us to make sure.**

**To find out visit [www.votensw.info](http://www.votensw.info) or call 1300 135 736.**

For enquiries in languages other than English, call our interpreting service on **13 14 50**.  
For hearing or speech impaired enquiries call us via the National Relay Service on **13 36 77**.

**YOUR COUNCIL.  
YOUR LIFE.  
YOUR VOTE.**

 electoral  
commission NSW

Authorised by John Schmidt, NSW Electoral Commissioner, Level 25, 201 Kent Street Sydney, NSW, 2000.

‘Check if you need to vote’ print advertising

### Communication campaign

The state-wide advertising campaign to support the 2017 Local Government Elections was made up of the following messages to support major phases of the campaign:

- enrolment
- registration of candidates and third party campaigners
- check if you need to vote
- early voting options (postal and pre-poll voting)
- remember to vote
- new laws concerning participants’ campaign finance obligations

The campaign commenced with the Enrolment print message on 17 July 2017.

Print advertising was used for the 'Enrolment', 'Check if you need to vote, 'Early Voting options' and 'Remember to Vote' messages. During the campaign a total of 313 print advertisements were placed in a range of Sydney metropolitan, suburban, regional, community language and Aboriginal publications throughout NSW. The four major print messages were also placed into a total of 31 regional publications. A 'Registration of Electoral Material' message was also placed in the *Sydney Morning Herald* and *Daily Telegraph*.

Radio advertising was used to support the 'Check if you need to vote, 'Early Voting options' and 'Remember to Vote' messages. A total of 5,239 radio advertisements were placed in Sydney metropolitan, regional, community language, Aboriginal and community radio stations during the course of the election campaign.

We actively posted and moderated/managed our Facebook and Twitter accounts. Many Facebook posts were supported with one or more posts to Twitter (30 tweets in total). The three paid Facebook advertisements listed above delivered a total of 6.4 million impressions.

### *Statutory Advertising*

A series of council specific messages, required by legislation, were each placed in one or more newspapers circulating within each council area. The Returning Officer for each local government area was responsible for the placement of these advertisements. The choice of newspapers and number of appearances was determined by each council.

The messages were:

- Enrolment (optional to supplement the state-wide enrolment message)
- Nominations
- Notice of contested election (or uncontested if required)
- Results

Across the 46 council elections managed by the NSWEC, there were 391 statutory advertisements placed in 80 different local newspapers.

Total media expenditure on the communication campaign was \$1,342,665. This included \$462,287 directed to those areas not conducting elections, telling electors to check whether they needed to vote.

### *Media liaison*

The NSWEC distributed 14 media releases to local and state-wide media outlets to support the conduct of the election and the Media Officer provided over 30 radio interviews. This resulted in 269 radio, television, print and online mentions of a NSWEC spokesperson or the Electoral Commissioner.





**NSW Electoral Commission**

8 September 2017 · 🌐

REMEMBER TO VOTE TOMORROW, WITHIN YOUR COUNCIL AREA OR WARD

Early voting has now closed. If your council is having an election, remember to vote tomorrow, Saturday, September 9.

Find your council's polling places here: [www.vote.nsw.gov.au/voting/polling\\_places...](http://www.vote.nsw.gov.au/voting/polling_places...) See more



Facebook ads reached a large audience

### *Social media*

Social media (Facebook and Twitter) were an integral part of the election support. The NSWEC actively posted on and moderated its Facebook and Twitter accounts. We made 44 posts on the NSWEC Facebook page and 30 from our Twitter account (on topics including nominations, candidate announcements, council profiles, electoral material registration, postal voting applications, pre-poll voting, polling places, remember to vote, counting and results). In addition to the scheduled posts, we responded to questions and posts from the public. Over the election period the number of people following the NSWEC Facebook page increased 30 per cent to 10,261.

### *Partial elections*

The fact that approximately half of the NSW councils conducted elections in September 2017 posed a communications challenge, as partial elections had the potential to cause confusion among electors, particularly in areas not conducting elections which bordered those that were. Media outlets and message content needed to be carefully targeted according to whether an area was having an election.


Other communication strategies included:

- ‘Check if you need to vote’ messages encouraging electors to go to the [votensw.info](http://votensw.info) website to see if their council was having an election. These messages were placed in print, radio and digital, targeted to areas not conducting elections
- additional media releases to areas not conducting elections with links to maps for publishing by newspapers
- brochures were distributed to over 1,382,000 addresses on the boundaries of areas not having elections
- a co-ordinated communications programme for newly amalgamated councils to inform electors that they were having elections

### *NSWEC Website*

We created a website dedicated to the 2017 local council elections ([www.votensw.info](http://www.votensw.info)). The site went live on 15 May 2017. Every council was sent a link to the site, to include on its own website. The site proved highly effective and, from going live to posting of the final election results, the site received over 3.4 million unique page views. During the lead up to the election, visitors to [www.elections.nsw.gov.au](http://www.elections.nsw.gov.au) were asked if they wanted to be redirected to [www.votensw.info](http://www.votensw.info).

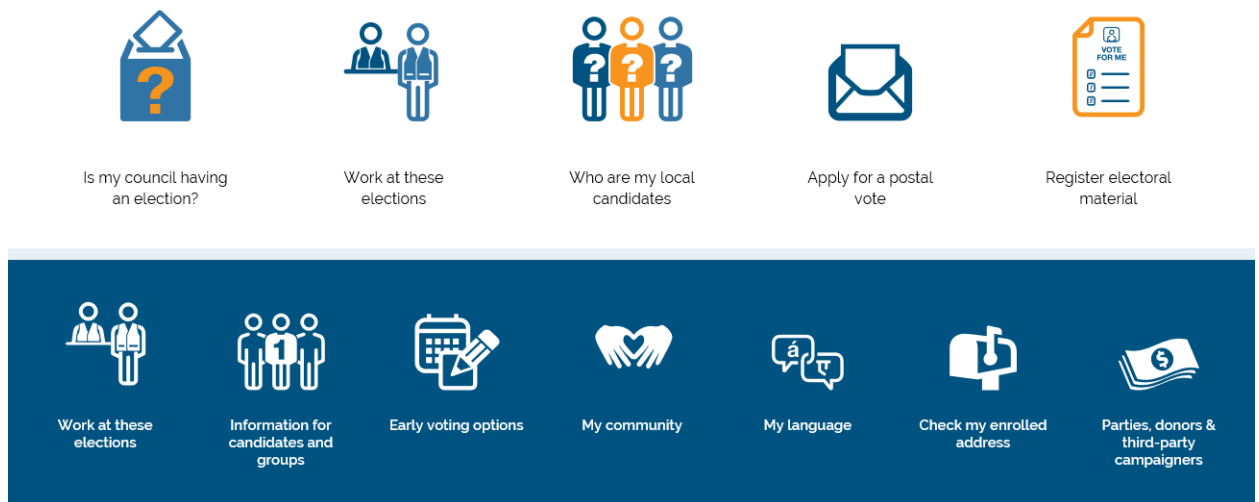




## NSW Local Council Elections are on Saturday 9 September A full list of candidates is available

Not all local councils are having elections

Voting is compulsory in areas where elections are being held so check to see if you need to vote



The NSWEC website with links to information about which councils were having elections

### *Service Commitments Charter*

The Service Commitments Charter is a primary accountability instrument for the Commission. It sets out the NSWEC's commitment to providing impartial and quality election services for councils using our services.

The sections below outline how we met our service commitments. An evaluation of our performance against these service commitments is set out in Part 3.

### Electoral Services provided in the 2017 Elections

The NSWEC's objectives for the conduct of local government elections are to:

- protect the institution of local government by conducting fair and impartial elections
- conduct elections in accordance with the law
- ensure community confidence in the election of local representatives to councils
- work with councils to maximise the participation of the local community in the elections.

## *Electoral Services for Electors*

### *Service Standards for Services to Electors*

Electors expect high quality election services. The NSWEC is committed to the following service standards for electors. We aim to maximise elector participation through:

- enrolment of eligible individuals
- advertising and communication strategies to increase awareness
- providing enquiry assistance services
- community education resources and assistance to electors and communities who traditionally have lower participation rates
- election services addressing the needs of those who require early voting options, or extra assistance to be able to exercise their right to vote
- convenient and efficient processes for casting of votes
- on-the-day-enrolment and voting for those eligible to do so (subject to certain conditions)
- issuing penalty notices for non-voting
- informing electors in a timely manner of the election results on election night and formal declaration of the poll(s)
- employing informed and competent election officials who know and understand NSWEC's established electoral practises and processes
- responding in a timely manner to service complaints
- providing an opportunity to give feedback to the NSWEC via a survey after the election.

The sections below detail what we did to meet these standards.

### *Elector Enquiry Centre*

The NSWEC established an Elector Enquiry Centre, to ensure that relevant, timely and specific information was available to all electors and to reduce the number of telephone enquiries made to councils. The Elector Enquiry Centre provided a 1300 number to enable people in non-metropolitan areas to obtain information at the same call rate as metropolitan electors.

The Elector Enquiry Centre operated from 17 July 2017 until 15 September 2017. Peak usage coincided with NSWEC advertising campaigns and the approach of the elections.

### *Services for Vision-Impaired Electors*

In 2017, a total of 15 electors registered to vote using braille ballot papers. As in previous years, the NSWEC worked closely with Vision Australia to provide these ballot papers.

Applications for braille ballot papers were open between Monday, 10 July 2017 and Wednesday, 9 August 2017. Applications could be oral or written, either by phone or email. Braille ballot papers were prepared for postal, pre-poll or ordinary voting and were counted in the same way as other ballot papers. Contracted (Grade 2) braille was used for the ballot papers.

In addition to this service, the NSWEC's call centre was available to read printed material such as candidate information sheets to those with vision difficulties.

We provided a range of resources including:

- wheelchair accessible voting screens
- maxi pens
- magnifying sheets

#### *Multilingual assistance*

Local government elections vary in their nature (e.g. some councils have popularly-elected mayors, while others do not). This means we cannot provide a single 'one-size-fits-all' set of multi-lingual instructions for filling in ballot papers. During the course of the election, staff used the Translation and Interpreting Service (TIS) which provides support in 160 languages.

#### *Election Staff Training*

We provided all election staff working at the local government elections with access to training guides (via the online training program) covering:

- working with electors who have a disability
- working with electors from culturally and linguistically diverse communities
- working with Aboriginal electors

Raising awareness in this way aims to ensure that staff are skilled in providing respectful and culturally appropriate services.

#### *Arrangements for voting before election day*

The NSWEC provided a variety of voting services for electors unable to vote on election day, including arrangements for:

- postal voting
- pre-poll voting and
- Declared Institution voting.

#### **Postal Voting**

We operated a centralised postal voting centre. All postal vote applications were processed at the centre and postal vote ballot packs were sent directly to the elector. Electors could apply on the NSWEC's website, while those without internet access could get the form from the Returning Officer's office or by mail.

Postal vote applications had to be received by the Returning Officer by no later than 5pm Monday, 4 September 2017. Completed postal declarations and ballot papers had to be received by the Returning Officer no later than 6pm Monday, 11 September 2017 in order to be eligible to be included in the count. Of 158,604 postal votes issued, 121,167 were accepted, 15,408 were rejected and 22,029 were not scrutinised because they were either returned too late or not returned at all.

Of the total votes cast for councillor positions in the 2017 Local Government Elections, 120,832 or 5.51 per cent were postal votes. This is over a third more than the percentage of postal votes in the 2016 elections (3.9 per cent).

### **Pre-poll voting**

Pre-poll locations were available in every council area where an election was conducted by the NSWEC, typically at Returning Officers' offices or other nominated locations within the council area. Electors could also cast pre-poll votes at Sydney Town Hall. The details of the pre-poll voting locations and times of operation were available from the Returning Officer, the NSWEC website or the Elector Enquiry Centre.

Of the 55 pre-poll venues throughout NSW, 56 per cent (31) were wheelchair accessible and 44 per cent (24) accessible with assistance. There were 418,189 formal pre-poll and Declared Institution votes (19.1 per cent of the total votes cast for councillor positions) in the 2017 Local Government Elections.

### **Declared Institution Voting**

Election officials visited Declared Institutions during the statutory period from Monday, 4 September 2017 to Friday, 8 September 2017 to take votes. Scrutineers were invited to attend. The procedure for voting was the same as for pre-poll voting.

### **Sydney Town Hall**

For the 2017 Local Government Elections, we provided a service to assist electors from anywhere in NSW who either work in or visit the city, to vote at the Sydney Town Hall during the pre-poll period.

The NSWEC also operated Sydney Town Hall as a polling place on election day, issuing ordinary votes for all councils whose elections were conducted by the NSWEC. A total of 17,049 electors used this polling centre.

All votes were initially counted at Sydney Town Hall, with the results entered into the computer system and pre-poll vote results phoned through to the various Returning Officers on the Sunday. All ordinary issued ballot papers and declaration votes were then couriered to Returning Officers.

### *Voting on Election Day – Ordinary Polling*

Legislation does not provide for absent voting at Local Government Elections. On election day, electors were able to vote at:

- any polling place within the council area in which the elector was enrolled (undivided council area) or

- any polling place within the ward in which the elector was enrolled (divided council area, with wards) or
- a designated multi-ward polling place or multi-council polling place or
- a multi-area polling place, such as Sydney Town Hall.

Polling places were open on election day from 8am to 6pm.

A total of 1,466,621 votes were taken as ordinary formal votes on election day (66.9 per cent of the total votes counted of 2,193,349).

#### *Information on Candidates*

For electors seeking information on candidates, Candidate Information Sheets were available at polling places, on the NSWEC websites, in the Returning Officer's office and at the pre-poll offices. Information on the policies of candidates is not provided by the NSWEC (unless included by candidates on their Candidate Information Sheets). The website directed those seeking such information to the candidates themselves.

As required under the *Election Funding, Expenditure and Disclosures Act 1981*, the Local Government Register of Candidates was available for inspection at the New South Wales Electoral Commission.

#### *Non-Voters and Penalty Notices*

The NSWEC has an obligation under the *Local Government Act 1993* to issue penalty notices to electors who fail to vote in local government elections and who do not have a valid reason for not voting.

Under the *Local Government Act 1993*, acceptable reasons for not voting include:

- absence from the area on polling day
- ineligibility to vote
- religious beliefs for abstaining from voting and
- any other reason acceptable to the Electoral Commissioner.

The process of identifying non-voters involves scanning the roll marked with the names of those electors who have voted, to identify those who appear not to have been marked off the roll. Using this initial list, the NSWEC identifies those electors who have died after the close of the roll, moved interstate or are very elderly and those who have already provided an excuse for not voting. This process assists in having penalty notices issued that are targeted to those who appear not to have valid reasons for failing to vote. The penalty notice gives recipients the options of:

- advising, in writing, their reason for not voting
- advising they did vote and providing details of where their vote was cast
- paying the penalty or
- applying for the matter to be heard by a court.

The penalty for not voting in a Local Government election is \$55.

Across NSW 402,776 electors (14.43 per cent as a percentage of the total New South Wales Electoral roll for contested elections) were served with an initial penalty notice for failure to vote at the 2017 Local Government Elections (based on 47 councils, including those conducting their own elections). This is a decrease of 1.56 per cent from 2016. Of these, 147,767<sup>5</sup> were excused due to providing an acceptable reason for not voting<sup>6</sup>.

Electors who do not reply to the initial failure to vote notice, or who do not provide an acceptable reason for their failure to vote, are sent reminder notices. Matters which remain outstanding, or for which the response is determined to be unacceptable, are referred to Revenue NSW. The revenue from non-voting fines is not retained by the NSWEC but goes into the NSW Government's Consolidated Fund.

An analysis of the reasons non-voters provided for not voting in the 2017 Local Government Elections showed the most common reason provided was being out of the area, followed by illness or caring for someone. These were also the most common reasons provided following the 2012 and 2016 Local Government Elections.

#### *Council Elections*

Of the contested elections held on 9 September 2017, 85.9 per cent were councillor elections, 8.5 per cent mayoral elections, 1.4 per cent polls and 2.8 per cent referenda.

#### **Mayoral Elections**

The 2017 Local Government Elections included 12 popularly elected mayoral contests.

The NSWEC website carried details of the councils holding mayoral elections. These are listed in Appendix D.

#### **Constitutional Referenda**

A council may resolve to conduct a constitutional referendum to:

- Determine whether or not the mayor is to be popularly elected
- Increase or reduce the number of councillors
- Divide the council area into wards or abolish all wards and
- Change the method of election of ward councillors.

The types of referendum questions put to electors in 2008, 2012, 2016 and 2017 are shown on the following page.

---

<sup>5</sup> As of 21 February 2018.

<sup>6</sup> A penalty notice is withdrawn if an elector provides a valid excuse for not voting. At the date of this report the enforcement process for failure-to-vote penalty notices for this election had not yet been completed.

Table 8: 2008, 2012, 2016 and 2017 Local Government Elections Referenda Questions

Referendum Question	Number 2008	Number 2012	Number 2016	Number 2017
Election of mayor	7	3	1	1
Reduce number of councillors	7	2	2	1
Election of mayor and change councillor numbers	-	2 (a)	-	2
Change ward structure	3 (b)	1	3	2
Change ward and councillors numbers	-	1	-	-
<b>Total</b>	<b>17</b>	<b>9</b>	<b>6</b>	<b>6</b>

Note: In 2008 two councils had two referenda. Fifteen councils held referenda

(a) One to reduce numbers and one to increase

(b) Two to abolish one to introduce

Five referendum questions were passed. Details of these referenda are in Appendix F.

### Declared Elections

Murrumbidgee Council (Jerilderie and Murrumbidgee East wards) received the same number of nominations for the position of councillor as the number of available positions.

All candidates who nominated for the above positions were declared elected on 9 September 2017.

### Deferred Elections

Central Darling Council was in administration in the lead up to the 2016 and 2017 Local Government Elections and did not hold a council election.

### Residential and Non-Residential Electoral Rolls

A key service provided to all councils, not just for those for whom the NSWEC conducted the elections, was the management of the electoral roll. The roll of electors for each council area or ward is a composite roll, made up of the Residential and Non-residential rolls.

Electors for council elections include residents as well as ratepayers who may reside outside the Local Government Area.

The NSWEC prepared the residential roll for each council area or ward, including those councils whose elections were not conducted by the NSWEC. All electors enrolled on the Commonwealth/State electoral roll as at 6pm Tuesday, 31 July 2017 appeared on the appropriate council roll for the 2017 Local Government Elections.

The non-residential roll is made up of the roll of non-residential electors and the roll of occupiers and rate paying lessees. Inclusion on the non-residential roll of electors is available to electors who pay rates to the council on property they own but do not occupy, as well as people who occupy or lease property. Sections 299 and 300 of the *Local Government Act 1993*, assign council General Managers the responsibility for compiling and maintaining the non-residential roll of electors. Voting is not compulsory

for electors on the non-residential roll (except for City of Sydney, where voting is compulsory).

The non-residential roll for all councils which held elections contained 389 electors at the close of rolls at 6pm Tuesday, 31 July 2017. The council with the largest non-residential roll was Inner West Council with 79 enrolments, (20.3 per cent of the total NSW non-residential roll), followed by Mid-Coast Council with 30 (7.7 per cent). The councils with a non-residential roll and the number of electors enrolled are provided in Appendix G. Of the total number of councils having elections (whether conducted by the NSWEC or not), three did not have any enrolments on their non-residential roll in the 2017 Local Government Elections.

The survey of General Managers undertaken by the NSWEC revealed that 83.3 per cent felt they received adequate information from the NSWEC on how to prepare the non-residential roll. This is a decrease (5.4 per cent) from the 2016 elections.

### **Arrangements for Councils not using the NSWEC**

Following the elections, those councils conducting their own elections were required to forward to the NSWEC the composite residential and non-residential rolls used in polling places to mark off electors as having voted, for scanning and preparation of a list of electors who may not have voted in the elections. After scanning the rolls, the NSWEC returned to the council a list of names of electors who appeared not to have voted. This list was then certified by the General Manager and returned to the NSWEC.

### **Council Liaison**

The NSWEC created Client Liaison Officers positions for the 2017 elections, working with councils to agree services to be provided, and liaise on issues such as the Returning Officer's accommodation and the pre-poll and polling day venues. General Managers were very positive about the service provided by these officers, with 91.6 per cent saying they provided a useful service.

### **Polling Places for Council Elections**

The NSWEC does not own the venues used as polling places and utilises them via a short-term lease. This limits the NSWEC's control over such matters as accessibility to those venues.

In the 2017 Local Government Elections there were 1,130 polling places, sourced mainly from the NSW Department of Education and Communities. The remainder were council premises, private schools, community halls, community centres, church facilities and other facilities. All facilities were covered by public liability insurance with the NSW Treasury Managed Fund.

Some polling places could issue votes for a larger area. These included:

- Sydney Town Hall as a polling place for other councils
- principal polling places to issue votes for all wards of the council
- multi-ward polling places located close to ward boundaries to issue votes for both the ward in which it was located as well as the ward(s) it adjoined and



- multi-council polling places where a single venue served as a polling place for two or more council areas.

Prior to finalising polling places, the NSWEC wrote to General Managers to seek comment on the proposed polling places, staffing and the projected number of votes.

## **Returning Officers**

### **Councils Sharing Returning Officers**

In the 2008 Local Government Elections, Regional Returning Officers were introduced for small councils in rural and remote locations, and expanded to some metropolitan councils in 2012. This arrangement continued for the 2016 and 2017 elections.

Eight councils shared a Returning Officer with another council and 37 had their own Returning Officer.

In 2017, two regions had three councils each. A number of factors were analysed to determine these regions, including:

- number of electors per Local Government Area
- size of Local Government Area
- geography of Local Government Area
- previous regions used and how well they worked at the 2016 Local Government Elections
- analysis of contiguous Local Government Area boundaries
- feedback from councils following visits and subsequent discussions, relating to regional Returning Officers' Offices
- analysis of the Returning Officer workload and feasibility of conducting multiple council elections simultaneously
- number, size and complexity of elections created by the formation of a region and
- availability of Returning Officers to service the region.

*Table 9: Local Government Elections size of regional groupings*

Number of councils in region	Name of regions	Councils in region
Three	Bathurst Region	Bathurst Regional Council, Blayney Council, Oberon Council
	Burwood Region	Burwood Council, Canada Bay Council, Strathfield Municipal Council
Two	Orange Region	Cabonne Council, Orange City Council

Appendix H provides details of Councils in Regions and 'stand-alone' councils.

### **Council Services**

Some councils undertook supplementary election activities of their own accord.

In the survey of General Managers, 10 (83.3 per cent) indicated that their council had initiated activities to support the elections, primarily providing information or seminars on the role of Mayors/Councillors and advertising referenda. Services such as these are not a NSWEC responsibility.

### *Electoral Services for Candidates, Groups and Political Parties*

#### *Candidates*

In the lead up to the 2017 Local Government Elections 1,941 people stood for election and 18 parties nominated candidates for elections conducted by the NSWEC.

#### *Registration of Political Parties*

There were 43 parties registered and able to participate in the 2017 Local Government Elections. The list of parties is set out in Appendix J.

### *Information for Registered Political Parties, Candidates and Groups*

#### Registered Political Parties

Registered Political Parties were able to access information via the candidate information seminar which was available on the NSWEC website from June 2017.

In addition, registered political party bulletins were distributed on a regular basis. These covered matters such as enrolment, forms of early voting, council regions, councils running own elections, Returning Officers' Offices, Polling Places, Nominations Process, Electoral Material and Advertising.

### **Candidate Information Kit**

A webpage with information for candidates provided the:

- election calendar
- candidate information presentation
- candidate handbook
- list of councils for which the NSWEC conducted elections in 2017
- list of registered political parties
- candidate help desk number.

### **Candidate Help Desk**

The NSWEC established a candidate help desk phone line to assist candidates in receiving accurate and timely information on the 2017 Local Government Elections.

The candidate help desk was operational from 26 June 2017 to 29 September 2017.

### *Nominating as a Candidate*

Nominations opened on Tuesday, 31 July 2017 and closed at noon on Wednesday, 9 August 2017. Nominations could be lodged either at the Returning Officers' offices in person, at the council chambers if the local government area was within a region, or by email. In the latter case, councils forwarded all nominations to the regional Returning Officer.

There were 1,941 individuals contesting the 2017 Local Government Elections (including Mayoral candidates). Of these, 58 stood for more than one position, making up a total of 1,999 candidacies.

In each election a number of nominations are rejected. In the 2016 Local Government Elections, 17 nominations were rejected.

Central Coast Council received the largest total number of candidates of any council, with 94 candidates. The largest total number of candidates for a divided council was Northern Beaches Council with 81 candidates.

The smallest number of candidates in an undivided council was ten candidates at Snowy Valleys Council and the smallest for a divided council was 12 candidates in Murrumbidgee Council (Jerilderie, Murrumbidgee East and Murrumbidgee Wards). The largest number of candidates in one ward was 26 in Northern Beaches Council, Pittwater Ward.

#### **Candidates for Popularly Elected Mayor**

In an election for mayor, a candidate had to be enrolled in the council area by Tuesday, 31 July 2017, either as a resident or non-resident elector. A person could, if eligible, be a candidate for mayor in more than one council area where the mayor is popularly elected, and could be elected as mayor in more than one council area.

#### **Candidates for Councillor Positions**

To be eligible for election as a councillor in an area with or without wards, a prospective candidate had to be enrolled either on the resident or the non-residential roll in that council area by Tuesday, 31 July 2017.

#### **Nomination Process**

Nomination forms were available from the Returning Officer, the NSWEC website and the Candidate Help Desk. It was the candidate's responsibility to ensure a full and correctly completed nomination was received by the Returning Officer by noon on Wednesday, 9 August 2017.

#### **Candidate information sheets**

Candidate information sheets were published on the NSWEC and council websites and available for public inspection in Returning Officers' offices from noon on nomination day, at the pre-poll voting centre during early voting and at polling places on election day. The candidate information sheets were displayed as provided to the Returning Officer.

Information concerning campaign finance obligations was also provided on the website.

#### **Nomination deposits**

Each nomination for Mayor or Councillor must be accompanied by a nomination deposit. This can be paid in the form of cash or by bank cheque or credit union or building society cheque, but not by personal cheque, company cheque, money order, BPay, EFTPOS or credit card.

The nomination deposit is \$125 for a single candidate.

Nominations are rejected if the appropriate deposit, in full, has not been received by the Returning Officer by 12:00 noon on nomination day.

Nomination deposits are refunded one month after the declaration of election results if:

- the election is uncontested or
- the candidate dies before election day or
- the candidate withdraws his/her nomination or
- the candidate is elected or receives at least 4% of the total number of formal first preference votes cast at the election or
- the candidate is included in a group for the Councillor election and any one of the group is elected or receives at least 4 per cent of the total number of formal first preference votes.

Any deposit not refunded is forfeited to the Council.

Candidate nomination deposits totalled \$243,535, of which \$204,750 was refunded to candidates and \$38,785 in forfeited candidate nominations paid to the relevant councils. We made 593 refunds.

Candidates could withdraw their nomination by providing a signed notice to the Returning Officer before the close of nominations. three candidates withdrew their nominations.

### **Ballot Draw**

Closure of nominations was followed on Wednesday, 9 August 2017, by the draw for position of candidates and groups (where applicable) on the ballot papers. The official draw took place at Returning Officers' or Regional Returning Officers' offices.

### **Provision of the List of Electors to Candidates**

On application to the Returning Officer, candidates were entitled to receive a copy of the list of electors for the council area or ward being contested. A total of 246 candidates requested lists.

Candidates were only entitled to use the list of electors in connection with their candidacy for this election, and for monitoring the accuracy of information contained on the list of electors. The NSWEC advised all candidates that there are significant penalties for candidates using the electoral roll for purposes other than those outlined above.

## Scrutineers

Candidates were advised, via the website and the handbooks provided upon nomination, of the procedure for appointing scrutineers locally.

Scrutineers are appointed by candidates to represent their interests at polling places and counting centres, and to relay information to the candidates on the procedures and progress during the election.

To be appointed as a scrutineer, a person must be on the NSW electoral roll. A candidate for Mayor or Councillor in a council area cannot act as a scrutineer in that council area. A candidate for Mayor or Councillor in a council area may act as a scrutineer in another council area.

The candidate completes the Appointment of Scrutineer form, which can be downloaded from <http://www.votensw.info> or obtained from the Returning Officer. The scrutineer must present the completed form to the Returning Officer, Polling Place Manager or election official, as the case requires, before commencing duties. The declaration part of the form must be signed by the scrutineer in the presence of the Returning Officer, Polling Place Manager or election official who witnesses the declaration.

Other than Declared Institutions where one appointment form for all Declared Institutions visited in a ward or Council area is sufficient, a new appointment form is required at each location where votes are being issued or counted.

Scrutineers are issued with identification which is to be worn at all times when scrutineering. A candidate not in a group or any candidate in a group is entitled to appoint a scrutineer. However, an ungrouped candidate can only have one scrutineer, and a group of candidates can only have one scrutineer at each issuing point at a polling place or at any table or workstation where votes are being scrutinised, counted or data entered.

### *Legal proceedings commenced in relation to the elections*

One matter was concluded in the NSW Civil & Administrative Appeals Tribunal (NCAT) arising from claims made for access to information under *the Government Information (Public Access) Act 2009* [GIPA Act].

The matter is:

- *West v NSWEC* – Review of access request for How to Vote materials relating to the 2016 election for the Tenterfield Shire Council. The parties reached an agreed settlement that the decision of the respondent was varied to provide access to the requested information.

Three matters have been concluded in the NSW Civil & Administrative Appeals Tribunal (NCAT) arising from the claims made under the *Local Government Act 1993*.

These matters are:

- *Arnold v NSWEC* – application filed for various orders including the postponement of the elections for the Armidale Regional Council which were due to occur on 9 September 2017. The application was dismissed by the Tribunal because the applicant withdrew the application.
- *Arnold v NSWEC* – application filed for various orders including a review of the decision of a returning officer to accept a nomination for candidature relating to the elections for the Armidale Regional Council held on 9 September 2017. The application was dismissed by the Tribunal because the applicant withdrew the application.
- *Briscoe-Hough v Tegg and Ors* – application filed for various orders including dismissal of persons from civic office on the ground that there had been an irregularity in the manner in which each of the named persons were elected at the elections held on 9 September 2017 for the Georges River Council, Mortdale Ward. The application also sought certain orders against the Returning Officer and an Election Manager of the NSWEC, both of whom had involvement in the elections for the Council. On 28 November 2017, consent directions and orders were made that the application against the Returning Officer and the Election Manager was dismissed. On 15 February 2018, the Electoral Commissioner joined as Intervenor to provide assistance to the Tribunal in the proceedings. On 22 February 2018, orders were made that the application against each named respondent was dismissed.

#### *Complaints and allegations concerning offences under the Local Government Act 1993*

In August 2016, the NSWEC introduced a Complaints Handling Policy to govern processes for receiving, recording and responding to complaints. The Policy defines a complaint as an expression of dissatisfaction with the NSWEC in its service delivery, or an allegation of a breach of legislation that is regulated by the NSWEC.

There were 336 complaints relating to the 2017 Local Government Elections received between August and December 2017. Nineteen per cent concerned candidates, 10% were about postal voting and 9% concerned enrolment. Thirty of the 336 were complaints in the form of allegations of offences (8.9%). The most common of the allegations concerned candidates (45%) followed by political advertising (19%) and electoral material – posters (16%).

#### *Complaints and allegations under the Election Funding, Expenditure and Disclosures Act 1981*

The New South Wales Electoral Commission (NSWEC) enforces the provisions of the *Election Funding, Expenditure and Disclosures Act 1981* (EFED Act) in relation to the election campaign finances of participants and donors in local government elections. If the NSWEC becomes aware of a potential breach of the legislation, it has powers to investigate. If there is sufficient evidence to prove a breach has occurred the NSWEC may undertake enforcement action. This can include issuing a warning or penalty notice,

prosecution and recovering unlawful political donations received by political parties, candidates and others.

#### *Offences by candidates, groups and parties*

In August 2017, the *Parliamentary Electorates and Elections Act 1912* was amended to give the NSW Electoral Commission investigatory and enforcement functions in relation to electoral offences under the *Local Government Act 1993* and *Local Government (General) Regulation 2005*.

If there is evidence suggesting that a person has committed an offence, the Inspectors and Investigators within the Commission's Funding Disclosure & Compliance Division may contact the person seeking an explanation of the breach and, if appropriate, requesting them to remedy the breach. Depending on the explanation provided, the matter may then be investigated further and prosecution action begun if appropriate.

As a result of matters arising in the course of the 2017 LGE, 68 matters were investigated by the Commission. One prosecution has been commenced to date; numerous warning letters have been issued; and some matters remain under investigation.

#### *Eligibility of candidates*

The NSWEC has no investigative powers to determine the truth or otherwise of allegations that may affect the nomination of a candidate or their election. The courts have found that it is not the responsibility of the NSWEC to determine issues of eligibility for election. Anyone seeking to challenge the validity of a nomination or an election of a person to civic office must raise the issue for determination by a court or tribunal.

#### *Feedback from Candidates and Registered Parties*

We engaged an external firm (IPSOS) to conduct a survey of candidates and registered parties. While most respondents (59 per cent of candidates and 61 per cent of agents) were satisfied with their overall experience, a significant proportion (24 per cent and 19 per cent) were dissatisfied. A more detailed analysis of the results of this survey can be found in Part 3.

#### *Electoral Services for the Media*

##### *Service Standards for Media*

An active and informed media is vital to the community's engagement with the democratic process. The NSWEC undertook to:

- provide information suitable for use by media outlets, including social media, to publicise the elections and address topical and local issues that arose
- make the NSWEC's Media Officer and other officers available for interview as appropriate
- provide timely advice on counting, results and declaration of polls
- invite feedback via an online survey after the election.

### *Procurement of Equipment and Materials*

Elections use significant amounts of physical resources. These include office materials in as well as ballot papers and cardboard materials for voting stations.

Printing ballot papers is a large scale logistical exercise with critical deadlines, which is made more complex by the number and variety of ballot papers required for local government elections.

For the 45 councils with contested elections, we printed a total of 4,697,100 ballot papers servicing election contests, including councillor, mayoral, poll and referendum ballot papers:

- 923,100 mayoral ballot papers for 12 mayoral elections
- 3,386,600 councillor ballot papers for 122 councillor elections
- 143,300 referendum ballot papers for six referenda
- 244,100 poll ballot papers for five polls

The equipment and material required by field election staff included:

- office furniture for Returning Officers and staff
- polling place materials
- cardboard voting materials
- election forms – manuals, forms, signage, envelopes
- vote counting requirements
- computer and communications equipment and
- certified lists of electors resident in the council or wards.

The requirements for physical resources were calculated using data on:

- number of wards
- number of electors
- number of elections (councillor, mayor, referenda and polls)
- voting centres – Returning Officer's office, Pre-poll, Declared Institutions, Polling Places, Mobile Polling Centres if applicable
- projected votes and
- staffing levels.

Where councils used a Regional Returning Officer, office and material requirements were lower across the councils involved. The table below shows the resources involved.



Table 10: Elections materials and quantities used

Resource Category	Quantity Used
Ballot boxes	9,789
Cardboard boxes	14,027
Election vests	8,466
Envelopes - other	20,080
Envelopes - voting	173,432
Forms	306,209
ID cards	9,792
Information sheets	1,570
Instruction manuals	5,028
Labels	14,838
Office equipment	10,352
Signage	22,251
Stationary	118,038
Voting screens	18,616

### Collection of Materials Post Election

Polling Place Managers returned all voting materials to the Returning Officer on election night. The collection of equipment, furniture and materials followed in subsequent days.

Cardboard equipment (ballot boxes and voting screens) used in Returning Officers' offices, additional pre-poll locations and polling places were recycled locally, in most cases by the council's own contractors. In accordance with the legislative provisions applying to used and unused ballot papers and other material such as certified lists, these materials were returned to the NSWEC for security destruction in due course.

### Workplace Safety

The NSWEC manages the risk of injury to the large numbers of election officials through training, careful selection of polling places and provision of equipment and aids within the constraints of a large casual workforce employed predominately for one day, the facilities available for hire and the cost for councils. In the 2017 Local Government Elections ten potential compensation claims were referred to the NSWEC's insurer, of which five progressed to a claim. For the 2016 Local Government Elections there were 17 claims made, there were five matters for the 2012 Local Government Elections, while three claims were made for the 2008 Local Government Elections.

### Counting the votes

In the case of elections we conducted, we used our own NSWEC vote counting system to tally the votes in councillor elections. All ballot papers were entered into the Proportional Representation Computer Count (PRCC) Data Entry System. This includes:

- allocating ballot papers (in batches) to Data Entry Operators for round 1 and round 2 data entry

- Data Entry Operators undertaking round one and round two data entry
- undertaking reconciliation on those batches where round one and round two data entry do not match and
- distribution of preferences in the count to determine the elected Councillor

Councils in the Sydney, Newcastle and Wollongong area sent their councillor ballot papers to the Local Government Counting Centre at Riverwood. All other councils had their councillor ballot papers and data entered in the Returning Office regional office. There were nine data entry count centres: Riverwood, three regional count centres and five regional Returning Offices.

Sealed ballot paper cartons were transported securely to the Local Government Counting Centre in dedicated vehicles.

The data entry operation at Riverwood involved 120 clerical staff checking and preparing the ballot papers for data entry. Data entry started at midday on 11 September 2017 and finished on 19 September 2017.

#### *Vote Counting Timeframe*

Preliminary results including referenda questions, pre-poll, postal and Declared Institution votes from each polling place were posted online progressively from 6.30pm on election night.

Preparation of ballot papers for data entry (batching) commenced on 10 September 2017 and was completed on 15 September 2017.

## Vote Counting

### Method of Election – Mayor

The method of election in a Mayoral election is optional preferential.

### Method of Election – Councillor

The method of election in a Councillor election for two or more Councillors is proportional representation. The method is similar to that used in State elections for the Legislative Council.

### Councillor Elections

Councillor elections were counted using NSWEC vote counting software either at the Returning Officer's office or at the Local Government Counting Centre at Riverwood Business Park, Unit 111, 100 Belmore Road, Riverwood.

### Proportional Representation Computer Count (PRCC) Data Entry System

In 2017 all councillor ballot papers were entered into the PRCC system. Councils in the Sydney area sent their councillor ballot papers to Riverwood. All other councils had their councillor ballot papers and data entered in a Returning Officer's regional office.

### Councillor Computer Count

The NSWEC is authorised under clause 351 of *the Local Government (General) Regulation* to send councillor ballot papers to a central counting office administered by the NSWEC to be counted according to arrangements approved by the NSWEC.

The quality assurance system for the computerised count entailed all ballot papers being put through two data entry rounds with a comparison between the two sets of data to identify any differences. Where there were mismatches between the data lots, a third verification of data entry was applied to correct mismatches. Before running each count, data entry totals were reconciled against election night polling place figures and declaration vote figures to ensure totals were complete and correct. As information became available, the NSWEC website was updated on election data entry and count status.

The Local Government Counting Centre schedule was updated daily for registered political parties, groups, candidates and councils to reflect changes to the dates of data entry and counting times and posted on the NSWEC's website.

Table 11: 2017 Local Government Elections: Councils with councillor ballot papers computer-counted at Riverwood

Council Name	Council Name
Bayside Council	North Sydney Council
Burwood Council	Northern Beaches Council
Canada Bay Council	City of Parramatta Council
Canterbury-Bankstown Council	Randwick City Council
Cumberland Council	Ryde City Council
Georges River Council	Shellharbour City Council
The Council of the Shire of Hornsby	Strathfield Council
The Council of the Municipality of Hunter's Hill	The Hills Shire Council

Council Name	Council Name
Inner West Council	Waverley Council
Ku-ring-gai Council	City of Willoughby Council
Lane Cove Council	City of Wollongong Council
Mosman Municipal Council	Woollahra Council

Returning Officers in all other councils retained their councillor ballot papers for computer counting at the Returning Officer's office.

### **Local Computer Count**

A total of five councils had their ballot papers counted at their local Returning Officer's office.

### *Counting of Ballot Papers Election Night Counts*

#### **Polling Places**

At the close of voting at 6pm on election day, election officials in the polling places counted the following ballot papers:

*Mayor* – if there was a Mayoral election, the first preference votes for each candidate and the informal ballot papers were counted and recorded.

*Councillor* - the first preference votes for each candidate and, where applicable, the first preference votes for each group marked in its group voting square were counted and recorded.

*Referendum or poll*– if there was a referendum or poll, the Yes, No and informal ballot papers were counted and recorded.

#### **Returning Officer's Office**

At 6pm on election day, election officials in the Returning Officer's office counted the Mayor, Councillor, Referendum and Poll ballot papers for pre-poll, postal and Declared Institution votes.

All election night counts were verified the next day by a 'check count' at the Returning Officers' offices. Available postal, pre-poll, Declared Institution, silent and section votes were included in this count as well.

Declaration vote counts continued on Sunday and Monday.

#### **NSWEC Virtual Tally Room**

All totals for Mayor, Councillor and Referendum ballot papers were posted progressively on election night on the NSWEC website. Check count figures were updated progressively on the website in the following days. The final distribution of preferences for Mayor and Councillor, and the final results for Referenda were progressively placed on the website in the week after election day.

#### **Referenda**

Counts for referenda were finalised after all Mayoral and Councillor counts had been completed.

Referendum counts were conducted in the Returning Officer's office.

### *Declarations of Election Results*

Uncontested elections were declared on 9 September 2017.

Results for contested elections were declared after candidates were given 24 hours to consider whether to seek a recount.

Returning Officers provided the Declaration of Poll forms to the Electoral Commissioner, the General Manager of the Council, the Office of Local Government, Department of Premier and Cabinet and the Local Government and Shires' Associations of NSW. The results were also placed in newspapers throughout NSW and on the NSWEC's websites.

### *Recounts*

There were two recounts granted at the September 2017 Local Government Elections for Cumberland Council (Greystanes Ward) and City of Parramatta Council (Parramatta Ward).

### *Informality*

In every election, some votes are informal. In 2017 there was a slight increase in the proportion of informal votes cast compared with the 2016 Local Government Elections (6.39 per cent in 2017 and 6.2 per cent in 2016).

Comparisons prior to this date are not straightforward, as arrangements for running elections have altered over time. From 2012 the figure relates only to elections conducted by the NSWEC.

The five councils with the highest informality rates were:

Cabonne Council	10.1 per cent
Orange City Council	9.1 per cent
North Sydney Council	8.8 per cent
Oberon Council	8.8 per cent
Port Stephens Council	8.8 per cent

The five councils with the lowest informality rates were:

Murrumbidgee Council	2.7 per cent
Woollahra Municipal Council	3.0 per cent
Edward River Council	3.4 per cent
Waverley Council	3.8 per cent
Murray River Council	4.1 per cent

## Surveys of election participants

Following the election, we conducted a range of surveys with electors, candidates, council general managers and election officials. Results and recommendations are included in this report. The most noticeable trend emerging from these surveys was a perception – particularly among electors – that there was insufficient information available about the elections. This may, in part, be attributable to the challenge of dealing with the split round of elections. It may also be partly explained by the increasing fragmentation of media use by electors.

### *Feedback from Election Staff*

#### *Impartial Conduct of the Election*

This is an important question to ask election staff. The NSWEC analyses the comments received to ensure that the integrity of the elections are not called into question.

As seen in the table below, staff overwhelmingly agreed that the elections were conducted impartially.

*Table 12: Local Government Election Staff Survey – result for 'Impartial Conduct of the Elections' question*

Staff Group	% Yes	% No	% Don't Know
Returning Officer Support Officers	100.0	0.0	0.0
Returning Officers	100.0	0.0	0.0
Office Assistants	98.4	0.5	1.1
Polling Place Managers/Deputy Polling Place Managers	98.0	0.2	1.8
Election Officials	99.0	0.7	0.3

## Part 3: The 2017 Elections and Evaluation

### Performance against Service Commitments for Electors

Following the 2016 Local Government Elections, we commissioned surveys from IPSOS, with polls aimed at voters, council general managers, candidates, groups and political parties. We repeated this process for the 2017 Local Government Elections, and the results broadly reflected those of the previous year. There were, however, some differences that merit attention.

### Summary of findings from 2016 and 2017

The key findings were largely consistent across both tranches. Among voters:

- turnout was lower (89 per cent in 2016 and 91 per cent in 2017) compared to the 2012 Local General Elections (96 per cent) and the 2015 State General Election (98 per cent)
- satisfaction was relatively high, although many felt that information was lacking
- perceptions of fairness and impartiality were lower than for the 2015 State General Election, but confidence in the accuracy of the results was relatively high.

The vast majority of voters (69 per cent in 2016 and 75 per cent in 2017) voted in person on election day, and satisfaction with polling place facilities was very high. Waiting times were short, the accuracy of the electoral roll was satisfactory, polling place staff were helpful and voters felt comfortable with the level of privacy afforded by the facilities. Almost all respondents considered voting on election day in their own council area as secure.

There were mixed views about the sufficiency of information provided across the different types and sources available:

- the majority of voters agreed that sufficient information was provided on how to fill in a ballot paper, but that insufficient information was available regarding the timing of the results.
- awareness of the split elections was high across both tranches, but awareness of individuals' requirement to vote differed widely between tranches (70 per cent in 2016 versus 47 per cent in 2017).
- voters were satisfied with information about how to check and update their enrolment, where and how to vote, and alternatives to voting on election day.

Awareness of the NSWEC is low, although use of the NSWEC website has increased since the 2012 Local Government Elections. Search engine is by far the most popular means of locating the website, and most of respondents were satisfied with their experience of the site overall.

Among candidates and agents:

- the NSWEC is generally seen as fair and impartial
- satisfaction was variable between tranches, although most were satisfied with their overall experience
- the NSWEC staff are considered helpful and informative, but issues with campaigning alongside other candidates, the pre-polling period being too long, staffing and accessing information had a negative effect on their experience.

Candidates and agents were generally satisfied with the majority of the information sources available to them, and most found it easy to find information or assistance on a range of topics. The website was the most commonly used source across both tranches.

The majority were confident in the performance of their Returning Officer overall, and most were satisfied with information provision around the Election results, although satisfaction was lowest regarding information on the vote count. The distinction between nominations and registrations, although broadly understood, remained an area of concern for many respondents.

Most respondents were confident in their understanding of their legal obligations, and found the NSWEC and the information sources they accessed helpful.

## Notable differences between 2016 and 2017 survey results

### Electors' survey

#### *Overall satisfaction*

The majority of voters were satisfied with their experience across both tranches, but there was a drop in satisfaction between the two: 82 per cent of voters were satisfied in 2016, and 75 per cent in the 2017 tranche. Satisfaction in both tranches was lower than in the 2015 State General Election (88 per cent). Feedback provided as part of the survey suggests that information provision in particular may have contributed to lower satisfaction. In line with NSWEC research generally, voters desire information on parties, candidates and policies; election dates and general information (including why they are being held); and where and how to vote, and alternative voting methods.

Waiting times may also have contributed to lower satisfaction in 2017, given most voters prefer to vote on the day. Waiting times were longer in 2017 than in 2016: while 59 per cent were able to vote immediately in 2016, only 41 per cent were able to do so in 2017. Pre-poll rates were lower in 2017 (19 per cent compared with 26 per cent in 2016), which may have impacted waiting times on election day.

Interestingly, satisfaction with the overall voting experience in 2016 differed by age and location, with younger voters (those aged 18-34) less likely to be very satisfied with the voting experience (35 per cent), compared with 49 per cent of those aged over 35. Voters in metropolitan areas were more likely to be satisfied with their voting experience than those in outer regional and remote areas (96 per cent and 81 per cent respectively). These differences were not observed in 2017, which may be explained by



the larger number of regional councils in the second tranche, providing a greater representation of regional respondents in 2017 than the previous year.

### *Alternative voting options gaining popularity*

Although voting on election day remains the most popular method of participation, its popularity reduced between 2016 and 2017 (from 86 per cent to 80 per cent), while the likelihood of voters using alternative methods increased between the two tranches. The majority of participants (60 per cent and 71 per cent) said they would be likely to use internet voting (i.e. iVote) if it were available to them, and their perceptions of the security of online voting also increased between surveys. Pre-polling, which was the second most likely to be used in 2016 (71 per cent), dropped to the third most likely to be used in 2017 (66 per cent), as internet voting became the preferred alternative to voting on the day.

Perceptions that sufficient information was provided on alternative voting options fell from 68 per cent in the 2016 tranche to 57 per cent in the 2017 tranche, suggesting that many voters may not have been fully aware of these options. In 2016, results differed by the methods voters used, with those who pre-pollled more likely to agree that information was sufficient (76 per cent), while those who voted on election day less likely to agree (31 per cent). In 2017, these differences were not observed; the downward trend suggesting reduced satisfaction rather than an improvement narrowing the gap.

Interest in both postal and telephone voting was relatively low in both tranches. Less than half would be likely to postal vote, less than a third to telephone vote. Actual postal vote usage is far lower, comprising just four per cent of votes in 2016 and six per cent in 2017.

### *Differing perceptions of information provision and access*

On balance, voters were more positive than negative about the information provided throughout both elections. Overall, the majority were satisfied with the information provided and their access to it, but the strength of their agreement (strongly agreeing versus somewhat) dropped between tranches.

Perceptions of information on where to vote were significantly less positive in 2017 than in 2016. Only 50 per cent strongly agreed, compared with 57 per cent in 2016. Agreement was also lower in 2017 than in 2016 regarding information on how to vote: only 55 per cent strongly agreed they had received sufficient information, compared with 64 per cent in 2016.

Fewer than half of voters in the 2016 tranche, and one third of voters in the 2017 tranche, agreed that information on when the election results would be declared was sufficient; more than half in the 2017 tranche felt the information was insufficient.

These differences may be influenced by a lower media profile for the results of individual Local Government Elections, particularly when compared with the results of the survey conducted for the 2015 State Government Election. In that Election, three-

quarters of voters (75 per cent) agreed that sufficient information was available. The different funding models for these elections may explain this difference.

It is also worth noting that the proportion of participants searching for information about the election results was significantly lower in 2017 than in 2016. This may have contributed to the lower ratings regarding election results information in the 2017 tranche. That is, fewer participants were proactively seeking that information, thus fewer found it and, as a result, fewer were satisfied with the provision of information overall.

### *Information on the split elections*

Participants' perceptions of whether sufficient information had been available to them about whether they were required to vote in their respective phase varied substantially by tranche. The number of voters agreeing that information was sufficient dropped from 70 per cent in 2016 to 47 per cent in 2017; the number disagreeing increased from 19 per cent to 37 per cent between tranches.

A majority in both tranches (65 per cent in the 2016 tranche and 76 per cent in the 2017 tranche) had been aware that not all councils were conducting an election, although substantial proportions (35 per cent and 24 per cent) were unaware. Few voters who were aware of the split encountered difficulties participating as a result; of non-voters (11 per cent and 9 per cent), substantial proportions reported they failed to do so because they were unaware that their council was holding an election (39 per cent and 51 per cent).

## Candidates' survey

### *Overall satisfaction*

There was broad consistency between both tranches in terms of overall satisfaction with their experience of the elections: 60 per cent of candidates in the 2016 tranche and 59 per cent in the 2017 tranche, and 53 per cent and 61 per cent of agents respectively.

A notable difference between the tranches related to the experience of culturally and linguistically diverse candidates and agents. In the 2016 tranche, these participants were much more likely to be dissatisfied with their overall experience than those who did not identify as similarly diverse (43 per cent, compared with 24 per cent). These differences were not observed in the 2017 tranche.

Satisfaction was also higher among candidates and agents in regional council areas than metropolitan areas in 2016 (78 per cent and 66 per cent respectively). In 2017, candidates from regional and metropolitan areas reported similar levels of satisfaction overall, and there was no significant difference between the two cohorts.

These two areas account for the majority of the notable differences between the two tranches' survey results.

### *Accessing information sources*

In the 2016 tranche, satisfaction differed by location and cultural and linguistic diversity:

- Participants campaigning in metropolitan councils were more likely to be dissatisfied with their Returning Officer's provision of information about the nominations process (32 per cent, compared with 12 per cent in regional councils), as well as the Officer's conduct of the draw for ballot paper provision (25 per cent, compared with 11 per cent).
- Culturally and linguistically diverse participants were also more likely to be dissatisfied with the provision of information about the nominations process (27 per cent, compared with 13 per cent of participants who did not similarly identify), in addition to being more likely to be dissatisfied with information about procedures for the vote count (31 per cent, compared with 16 per cent).

In the 2016 tranche, contributing to their lower levels of satisfaction, culturally and linguistically diverse participants typically experienced a greater level of difficulty in finding information or assistance:

- Only 46 per cent of culturally and linguistically diverse participants found it easy to find information about their legal obligations, compared with 68 per cent who did not similarly identify.
- More culturally and linguistically diverse participants found it difficult to find information on the new laws, (27 per cent compared with 11 per cent).

These differences were not observed in the 2017 tranche. One explanation may be changes made to the NSWEC website between the two tranches to make information in other languages more prominent and easier to access.

### *Understanding legal obligations*

The clear majority of candidates and agents in both tranches found the information sources they used to understand their legal obligations useful. Nine in ten saw the NSWEC website(s) as useful, while speaking to a Returning Officer elicited the highest proportion of very useful ratings (candidates 65 per cent and 61 per cent in each year; agents 53 per cent and 60 per cent).

While only 44 per cent of respondents who called the NSWEC Funding, Disclosure and Compliance Division found it useful in the 2016 tranche, 76 per cent found it useful in 2017, indicating an improvement in their service and responsiveness between the two tranches.

### *Communications*

In both years, candidates and agents were generally satisfied with the majority of information sources including the NSWEC Candidates Helpdesk, the website, the Returning Officer, and Candidates, Parties and Scrutineers Handbook. Encouragingly, satisfaction with communications across the range of sources was higher in 2017 than in 2016. In particular, 84 per cent of candidates reported satisfaction with information relevant to them in 2017, compared with 74 per cent in 2016.

One explanation for this may be the result of running two very similar election events so closely, where lessons learned and information acquired from the first helped deliver a more positive experience for participants in the second.

The use of digital resources by candidates and agents increased significantly between 2016 and 2017, as did their satisfaction with those resources. The number of candidates lodging their election material by either email or fax vs online was lower in 2017 than in 2016. In the 2016 tranche, email lodgement was more popular in regional areas, while online lodgement was more popular in metropolitan areas. In regional areas, 45 per cent of participants lodged by email and 35 per cent online, while in metropolitan areas, 39 per cent lodged online and 27 per cent by email. These differences were not observed in the 2017 tranche.

In both tranches, most candidates and agents were satisfied with the provision of information relating to election results. Satisfaction with the speed of availability of results on election night was higher among both groups in the 2017 tranche (candidates 66 per cent and 52 per cent) than in 2016 (71 per cent and 52 per cent). Similarly, satisfaction with the provision of the results was significantly higher among candidates in 2017 (69 per cent) than in 2016 (58 per cent; and higher, although not significantly, among agents).

In both tranches, around two-thirds of candidates (69 per cent in the 2016 tranche and 68 per cent in the 2017 tranche) and agents (56 per cent and 64 per cent) were satisfied with the nominations process. While satisfaction was lower amongst agents than candidates in 2016, results in 2017 were similar across the two groups.

Overall, both candidates and agents in both tranches typically found most sources that they used to gather information relating to the nominations process useful.

In both tranches, the vast majority of both candidates and agents reported that they, their party or third-party campaigners handed out materials to voters on election day. Agents were less likely (73 per cent in the 2016 tranche and 85 per cent in the 2017 tranche) to do so than candidates (86 per cent and 92 per cent). Greater proportions of both groups handed out materials in 2017 than in 2016.

### *Complaints*

A small proportion of candidates and agents in both tranches filed a complaint to NSW in relation to the elections (candidates 8 per cent in the 2016 tranche and 12 per cent in the 2017 tranche; agents 4 per cent and 11 per cent). Between the tranches, there was a slight increase in the proportion of complaints made, but this was not statistically significant.

## List of Tables

Table 1: Use of postal voting and iVote in the 2011 State General Election.....	9
Table 2: Use of postal voting and iVote in the 2015 State General Election.....	9
Table 3: Local Government Elections 2017 Election Timetable .....	20
Table 4: Local Government Elections, Major Expenditure Items .....	22
Table 5: Local Government Elections, Election Official Wages .....	22
Table 6: Election Official Categories, Numbers and Percentages.....	23
Table 7: Face-to-face training details .....	27
Table 8: 2008, 2012, 2016 and 2017 Local Government Elections Referenda Questions	39
Table 9: Local Government Elections size of regional groupings .....	41
Table 10: Elections materials and quantities used .....	49
Table 11: 2017 Local Government Elections: Councils with councillor ballot papers computer-counted at Riverwood .....	51
Table 12: Local Government Election Staff Survey – result for 'Impartial Conduct of the Elections' question.....	54

## Part 5 – Appendices

Appendix A: 2017 Local Government Elections Councils utilising the New South Wales Electoral Commission to provide their Elections.....	64
Appendix B: Candidates elected as councillors, 2017 NSW Local Government Elections	65
Appendix C: Candidates elected as Mayor, 2017 NSW Local Government Elections .....	83
Appendix D: 2017 Local Government Elections - Councils with Mayoral elections .....	83
Appendix E: 2017 Local Government Elections - Elections per Council .....	84
Appendix F: 2017 Local Government Elections Referenda .....	86
Appendix G: 2017 Local Government Elections Non-resident enrolment numbers by Council.....	87
Appendix H: 2017 Local Government Elections Regions, Stand Alone Elections and Location of Returning Offices .....	89
Appendix I: Declaration dates and times of election results.....	93
Appendix J: 2017 Local Government Elections Political Parties Registered and Participating .....	97
Appendix K: 2017 Local Government Elections Languages spoken by Election Officials..	99
Appendix L: 2017 Local Government Elections State-wide Advertising Campaign.....	102
Appendix M: 2017 Local Government Elections State-wide Advertising Campaign .....	114

## Appendix A: 2017 Local Government Elections Councils utilising the New South Wales Electoral Commission to provide their Elections

Armidale Regional Council	Mosman Municipal Council
Bathurst Regional Council	Murray River Council
Bayside Council	Murrumbidgee Council
Blayney Shire Council	Newcastle City Council
Burwood Council	North Sydney Council
Cabonne Council	Northern Beaches Council
Canada Bay Council	Oberon Council
Canterbury-Bankstown Council	Orange City Council
Central Coast Council	City of Parramatta Council
Cootamundra-Gundagai Regional Council	Port Stephens Council
Cumberland Council	Queanbeyan-Palerang Regional Council
Dubbo Regional Council	Randwick City Council
Dungog Shire Council	Council of the City of Ryde
Edward River Council	Shellharbour City Council
Federation Council	Snowy Monaro Regional Council
Georges River Council	Snowy Valleys Council
Hilltops Council	Strathfield Municipal Council
The Council of the Shire of Hornsby	The Hills Shire Council
The Council of the Municipality of Hunter's Hill	Waverley Council
Inner West Council	Willoughby City Council
Ku-ring-gai Council	Wollongong City Council
Lane Cove Municipal Council	Woollahra Municipal Council
Mid-Coast Council	



## Appendix B: Candidates elected as councillors, 2017 NSW Local Government Elections

Council	Ward	Successful Candidate	Party
Armidale Regional Council		BAILEY Peter	Independent
Armidale Regional Council		GALLETLY Jon	Independent
Armidale Regional Council		GRAY Diane	Independent
Armidale Regional Council		MARTIN Libby	Independent
Armidale Regional Council		MURAT Andrew	Independent
Armidale Regional Council		MURRAY Simon	Independent
Armidale Regional Council		O'BRIEN Debra	Country Labor
Armidale Regional Council		O'CONNOR Margaret	Independent
Armidale Regional Council		ROBINSON Dorothy	The Greens
Armidale Regional Council		TILEY Ian	Independent
Armidale Regional Council		WIDDERS Bradley	
Bathurst Regional Council		AUBIN Warren	Independent
Bathurst Regional Council		BOURKE Bobby	Independent
Bathurst Regional Council		CHRISTIAN Alex	Independent
Bathurst Regional Council		FRY John	The Greens
Bathurst Regional Council		HANGER Graeme	Independent
Bathurst Regional Council		JENNINGS Jess	Independent
Bathurst Regional Council		MORSE Monica	Independent
Bathurst Regional Council		NORTH Ian	Independent
Bathurst Regional Council		RUDGE Jacqui	Independent
Bayside Council	Bexley Ward	AWADA Joe	Labor
Bayside Council	Bexley Ward	BARLOW Liz	Independent
Bayside Council	Bexley Ward	BEZIC Ron	Liberal
Bayside Council	Botany Bay Ward	MACDONALD James	Independent
Bayside Council	Botany Bay Ward	McDOUGALL Ed	Labor
Bayside Council	Botany Bay Ward	POULOS Vicki	Liberal
Bayside Council	Mascot Ward	IBRAHIM Tarek	Labor
Bayside Council	Mascot Ward	NAGI Michael	Liberal
Bayside Council	Mascot Ward	RAPISARDI Dorothy	Labor
Bayside Council	Port Botany Ward	CURRY Christina	Labor
Bayside Council	Port Botany Ward	MORRISSEY Scott	Labor
Bayside Council	Port Botany Ward	SEDRAK Paul	Liberal

Council	Ward	Successful Candidate	Party
Bayside Council	Rockdale Ward	KALLIGAS Petros	Liberal
Bayside Council	Rockdale Ward	SARAVINOVSKI Bill	Labor
Bayside Council	Rockdale Ward	TSOUNIS Andrew	Independent
Blayney Shire Council		DENTON Scott	
Blayney Shire Council		EWIN Allan	
Blayney Shire Council		FERGUSON Scott	
Blayney Shire Council		KINGHAM David	
Blayney Shire Council		NEWSTEAD John	
Blayney Shire Council		REYNOLDS Bruce	Independent
Blayney Shire Council		SOMERVILLE David	
Burwood Council		CHAN Ernest	Labor
Burwood Council		CRICHTON Heather	Labor
Burwood Council		DEL DUCA Joseph	Liberal
Burwood Council		DIXIT Raj	Liberal
Burwood Council		FURNEAUX-COOK Lesley	Independent Community Voice
Burwood Council		MANNAH George	Labor
Cabonne Council		BATTEN Peter	Independent
Cabonne Council		BEATTY Kevin	Independent
Cabonne Council		DAVISON Ian	Independent
Cabonne Council		DURKIN Anthony	Independent
Cabonne Council		JONES Jamie	Independent
Cabonne Council		MULLINS Paul	Independent
Cabonne Council		NASH Marlene	Independent
Cabonne Council		NEWSOM Cheryl	Independent
Cabonne Council		OLDHAM Libby	Independent
Cabonne Council		TREAVORS Greg	Independent
Cabonne Council		WALKER Kevin	
Cabonne Council		WEAVER Jenny	Independent
Canterbury-Bankstown Council	Bankstown Ward	ASFOUR Khal	Labor
Canterbury-Bankstown Council	Bankstown Ward	EL-HAYEK Bilal	Labor
Canterbury-Bankstown Council	Bankstown Ward	ZAKHIA George	Liberal
Canterbury-Bankstown Council	Bass Hill Ward	HARIKA Rachelle	Labor
Canterbury-Bankstown Council	Bass Hill Ward	ISHAC Charlie	Liberal
Canterbury-Bankstown Council	Bass Hill Ward	KUSKOFF Alex	Labor

Council	Ward	Successful Candidate	Party
Canterbury-Bankstown Council	Canterbury Ward	EISLER Linda	The Greens
Canterbury-Bankstown Council	Canterbury Ward	MADIRAZZA Philip	Liberal
Canterbury-Bankstown Council	Canterbury Ward	RAFFAN Clare	Labor
Canterbury-Bankstown Council	Revesby Ward	DOWNEY Linda	Labor
Canterbury-Bankstown Council	Revesby Ward	TUNTEVSKI Steve	Labor
Canterbury-Bankstown Council	Revesby Ward	WAUD Glen	Liberal
Canterbury-Bankstown Council	Roselands Ward	HUDA Mohammad	Labor
Canterbury-Bankstown Council	Roselands Ward	SALEH Nadia	Labor
Canterbury-Bankstown Council	Roselands Ward	ZAMAN Mohammad	Liberal
Central Coast Council	Budgewoi Ward	BEST Greg	Independent
Central Coast Council	Budgewoi Ward	HOGAN Jillian	Labor
Central Coast Council	Budgewoi Ward	VINCENT Doug	Labor
Central Coast Council	Gosford East Ward	GALE COLLINS Rebecca	Liberal
Central Coast Council	Gosford East Ward	SMITH Jane	Independent
Central Coast Council	Gosford East Ward	SUNDSTROM Jeff	Labor
Central Coast Council	Gosford West Ward	HOLSTEIN Chris	Independent
Central Coast Council	Gosford West Ward	MARQUART Troy	Liberal
Central Coast Council	Gosford West Ward	MEHRTENS Richard	Labor
Central Coast Council	The Entrance Ward	MATTHEWS Lisa	Labor
Central Coast Council	The Entrance Ward	McLACHLAN Bruce	Independent
Central Coast Council	The Entrance Ward	PILON Jilly	Liberal
Central Coast Council	Wyang Ward	BURKE Chris	Liberal
Central Coast Council	Wyang Ward	GREENAWAY Louise	Independent
Central Coast Council	Wyang Ward	MacGREGOR Kyle	Labor

Council	Ward	Successful Candidate	Party
City of Canada Bay Council		DI PASQUA Stephanie	Liberal
City of Canada Bay Council		FERGUSON Andrew	Labor
City of Canada Bay Council		JAGO Charles	The Greens
City of Canada Bay Council		LITTLE Julia	Labor
City of Canada Bay Council		MEGNA Michael	Liberal
City of Canada Bay Council		PARNABY Marian	Labor
City of Canada Bay Council		RAMONDINO Daniela	Independent
City of Canada Bay Council		YAP Nicholas	Liberal
City of Parramatta Council	Dundas Ward	BARRAK Benjamin	Liberal
City of Parramatta Council	Dundas Ward	ESBER Pierre	Labor
City of Parramatta Council	Dundas Ward	GARRARD Michelle	Our Local Community
City of Parramatta Council	Epping Ward	DAVIS Donna	Labor
City of Parramatta Council	Epping Ward	TYRRELL Bill	Liberal
City of Parramatta Council	Epping Ward	WEARNE Lorraine	Lorraine Wearne Independents
City of Parramatta Council	North Rocks Ward	DWYER Bob	Liberal
City of Parramatta Council	North Rocks Ward	HAN Paul	Labor
City of Parramatta Council	North Rocks Ward	JEFFERIES Andrew	Liberal
City of Parramatta Council	Parramatta Ward	BRADLEY Phil	The Greens
City of Parramatta Council	Parramatta Ward	PANDEY Sameer	Labor
City of Parramatta Council	Parramatta Ward	ZAITER Martin	Liberal
City of Parramatta Council	Rosehill Ward	ISSA Steven	Liberal
City of Parramatta Council	Rosehill Ward	PROCIV Patricia	Labor
City of Parramatta Council	Rosehill Ward	WILSON Andrew	Our Local Community
Cootamundra-Gundagai Regional Council		BOWDEN Leigh	Independent
Cootamundra-Gundagai Regional Council		GRAHAM David	Independent
Cootamundra-Gundagai Regional Council		KELLY Gil	

Council	Ward	Successful Candidate	Party
Cootamundra-Gundagai Regional Council		McALISTER Abb	
Cootamundra-Gundagai Regional Council		NICHOLSON Penny	Independent
Cootamundra-Gundagai Regional Council		PALMER Dennis	Independent
Cootamundra-Gundagai Regional Council		PHILLIPS Doug	
Cootamundra-Gundagai Regional Council		SHEAHAN Charlie	Independent
Cootamundra-Gundagai Regional Council		STEWART Craig (Stewie)	Independent
Council of the City of Ryde	Central Ward	CLIFTON Edwina	The Greens
Council of the City of Ryde	Central Ward	MOUJALLI Chris	Liberal
Council of the City of Ryde	Central Ward	PURCELL Bernard	Labor
Council of the City of Ryde	Central Ward	YEDELIAN Sarkis	Liberal
Council of the City of Ryde	East Ward	GORDON Christopher	The Greens
Council of the City of Ryde	East Ward	LANE Jordan	Liberal
Council of the City of Ryde	East Ward	MAGGIO Roy	Independent
Council of the City of Ryde	East Ward	PEDERSEN Penny	Labor
Council of the City of Ryde	West Ward	BROWN Trenton	Liberal
Council of the City of Ryde	West Ward	KIM Peter	Labor
Council of the City of Ryde	West Ward	LAXALE Jerome	Labor
Council of the City of Ryde	West Ward	ZHOU Shuo (Simon)	Independent
Cumberland Council	Granville Ward	CHRISTOU Steve	Labor
Cumberland Council	Granville Ward	HAMED Ola	Labor
Cumberland Council	Granville Ward	RAHME Joseph	Liberal
Cumberland Council	Greystanes Ward	CUMMINGS Greg	Labor
Cumberland Council	Greystanes Ward	GROVE Ross	Liberal
Cumberland Council	Greystanes Ward	SARKIS Eddy	Our Local Community
Cumberland Council	Regents Park Ward	ATTIE Ned	Liberal
Cumberland Council	Regents Park Ward	CAMPBELL George	Labor
Cumberland Council	Regents Park Ward	HUANG Kun	Labor
Cumberland Council	South Granville Ward	ELMORE Glenn	Labor

Council	Ward	Successful Candidate	Party
Cumberland Council	South Granville Ward	GARRARD Paul	Our Local Community
Cumberland Council	South Granville Ward	ZREIKA Tom	Liberal
Cumberland Council	Wentworthville Ward	LAKE Lisa	Labor
Cumberland Council	Wentworthville Ward	SAHA Suman	Labor
Cumberland Council	Wentworthville Ward	ZAITER Michael	Liberal
Dubbo Regional Council	Dubbo Central Ward	ETHERIDGE Vicki	
Dubbo Regional Council	Dubbo Central Ward	RYAN John	Independent
Dubbo Regional Council	Dubbo East Ward	GUMLEY Dayne	
Dubbo Regional Council	Dubbo East Ward	LAWRENCE Stephen	Country Labor
Dubbo Regional Council	Dubbo North Ward	DIFFEY Jane	
Dubbo Regional Council	Dubbo North Ward	SHIELDS Ben	
Dubbo Regional Council	Dubbo South Ward	MOHR Greg	
Dubbo Regional Council	Dubbo South Ward	PARKER Alfred (Kevin)	
Dubbo Regional Council	Wellington Ward	GRANT David	Independent
Dubbo Regional Council	Wellington Ward	JONES Anne	Independent
Dungog Shire Council	A Ward	CONNORS John	Independent
Dungog Shire Council	A Ward	LYON Jan	
Dungog Shire Council	A Ward	NORMAN Tracy	Independent
Dungog Shire Council	B Ward	LOW Steve	Independent
Dungog Shire Council	B Ward	RAYWARD Digby	Independent
Dungog Shire Council	B Ward	RILEY Greg	Independent
Dungog Shire Council	C Ward	BOOTH Robert	Independent
Dungog Shire Council	C Ward	MURPHY Kate	Independent
Dungog Shire Council	C Ward	WALL Glenn	Independent
Edward River Council		BETTS Peta	
Edward River Council		BRENNAN Norm	Independent
Edward River Council		BULL Margaret	Independent

Council	Ward	Successful Candidate	Party
Edward River Council		FOGARTY Pat	Independent
Edward River Council		HALL Ashley	Independent
Edward River Council		McALLISTER Norm	
Edward River Council		McCRABB Peter	Independent
Edward River Council		METCALFE Nick	Independent
Edward River Council		WALLACE Mac	
Federation Council		BOURKE Patrick	Independent
Federation Council		KENNEDY Andrew	
Federation Council		LAW Gail	
Federation Council		LONGLEY David	Independent
Federation Council		LONGMIRE Fred	
Federation Council		MIEGEL Paul	Independent
Federation Council		THOMAS Bronwyn	
Federation Council		WALES Norm	Independent
Federation Council		WHITECHURCH Shaun	
Georges River Council	Blakehurst Ward	ELMIR Sam	Liberal
Georges River Council	Blakehurst Ward	GREKAS Sandy	Independent
Georges River Council	Blakehurst Ward	LANDSBERRY Kathryn	Labor
Georges River Council	Hurstville Ward	BADALATI Vince	Labor
Georges River Council	Hurstville Ward	LIU Nancy	Independent
Georges River Council	Hurstville Ward	WU Jinying (Christina)	Liberal
Georges River Council	Kogarah Bay Ward	AGIUS Stephen	Liberal
Georges River Council	Kogarah Bay Ward	KATRIS Nick	Labor
Georges River Council	Kogarah Bay Ward	PAYOR Leesha	Kogarah Residents' Association
Georges River Council	Mortdale Ward	HINDI Con	Liberal
Georges River Council	Mortdale Ward	KONJARSKI Lou	Independent
Georges River Council	Mortdale Ward	TEGG Warren	Labor
Georges River Council	Peakhurst Ward	GREENE Kevin	Labor
Georges River Council	Peakhurst Ward	KASTANIAS Rita	Liberal
Georges River Council	Peakhurst Ward	SYMINGTON Colleen	Labor
Hilltops Council		ARMSTRONG Greg	
Hilltops Council		FLANERY Tony	Independent
Hilltops Council		HORTON John	Independent

Council	Ward	Successful Candidate	Party
Hilltops Council		INGRAM Brian	Independent
Hilltops Council		MANCHESTER Chris	
Hilltops Council		O'CONNOR Rita	Independent
Hilltops Council		ROLES Margaret	Independent
Hilltops Council		STADTMILLER Matthew	Independent
Hilltops Council		TUCKERMAN Wendy	
Hilltops Council		WALKER John	
Hilltops Council		WALLACE Tony	
Inner West Council	Ashfield Ward	DRURY Mark	Labor
Inner West Council	Ashfield Ward	KIAT Tom	The Greens
Inner West Council	Ashfield Ward	PASSAS Julie	Liberal
Inner West Council	Balmain Ward	BYRNE Darcy	Labor
Inner West Council	Balmain Ward	PORTEOUS Rochelle	The Greens
Inner West Council	Balmain Ward	STAMOLIS John	Independent
Inner West Council	Leichhardt Ward	DA CRUZ Marghanita	The Greens
Inner West Council	Leichhardt Ward	McKENNA Lucille	Labor
Inner West Council	Leichhardt Ward	RACITI Vittoria	Liberal
Inner West Council	Marrickville Ward	HESSE Colin	The Greens
Inner West Council	Marrickville Ward	ISKANDAR Sam	Labor
Inner West Council	Marrickville Ward	MACRI Victor	Independent
Inner West Council	Stanmore Ward	LOCKIE Pauline	Independent
Inner West Council	Stanmore Ward	STEER Louise	The Greens
Inner West Council	Stanmore Ward	YORK Anna	Labor
Ku-ring-gai Council	Comenarra Ward	CLARKE Callum	Independent
Ku-ring-gai Council	Comenarra Ward	PETTETT Jeff	Independent
Ku-ring-gai Council	Gordon Ward	KELLY Peter	Independent
Ku-ring-gai Council	Gordon Ward	SZATOW Cheryl	Independent
Ku-ring-gai Council	Roseville Ward	ANDERSON Jennifer	Independent
Ku-ring-gai Council	Roseville Ward	NGAI Sam	Independent
Ku-ring-gai Council	St Ives Ward	CITER David	Independent
Ku-ring-gai Council	St Ives Ward	SMITH Martin	Independent
Ku-ring-gai Council	Wahroonga Ward	GREENFIELD Donna	Independent



Council	Ward	Successful Candidate	Party
Ku-ring-gai Council	Wahroonga Ward	SPENCER Cedric	
Lane Cove Municipal Council	Central Ward	BRENT Karola	Independent
Lane Cove Municipal Council	Central Ward	HUTCHENS Deborah	Liberal
Lane Cove Municipal Council	Central Ward	MORRIS Katherine	Independent
Lane Cove Municipal Council	East Ward	BROOKS-HORN David	Liberal
Lane Cove Municipal Council	East Ward	PALMER Pam	Independent
Lane Cove Municipal Council	East Ward	VISSEL Frances	Independent
Lane Cove Municipal Council	West Ward	BENNISON Scott	Liberal
Lane Cove Municipal Council	West Ward	STRASSBERG Daniel	Independent
Lane Cove Municipal Council	West Ward	ZBIK Andrew	Labor
Mid-Coast Council		BELL Kathryn	Independent
Mid-Coast Council		CHRISTENSEN Brad	
Mid-Coast Council		EPOV Peter	Independent
Mid-Coast Council		FOWLER Troy	Liberal
Mid-Coast Council		HUTCHINSON Karen	Independent
Mid-Coast Council		KEEGAN David	Country Labor
Mid-Coast Council		McWILLIAMS Jan	Independent
Mid-Coast Council		PONTIN Claire	Country Labor
Mid-Coast Council		ROBERTS Len	
Mid-Coast Council		SMITH Katheryn	Independent
Mid-Coast Council		WEST David	Independent
Mosman Municipal Council		BENDALL Roy	Residents For Mosman
Mosman Municipal Council		COOK David	Serving Mosman
Mosman Municipal Council		MENZIES Simon	Independent
Mosman Municipal Council		MOLINE Libby	Independent
Mosman Municipal Council		SHERLOCK Tom	Serving Mosman

Council	Ward	Successful Candidate	Party
Mosman Municipal Council		WILLOUGHBY Jacqui	Residents For Mosman
Murray River Council	Greater Murray Ward	AQUINO Tony	Independent
Murray River Council	Greater Murray Ward	WEYRICH Thomas	Independent
Murray River Council	Greater Murray Ward	WISE Geoff	
Murray River Council	Greater Wakool Ward	CROWE Ann	
Murray River Council	Greater Wakool Ward	GOREY Neil	
Murray River Council	Greater Wakool Ward	MATHERS Alan	Independent
Murray River Council	Moama Ward	BILKEY Chris	Independent
Murray River Council	Moama Ward	CAMPBELL Gen	Independent
Murray River Council	Moama Ward	COHEN Nicole	Independent
Murrumbidgee Council	Jerilderie Ward	BRYCE Faith	Independent
Murrumbidgee Council	Jerilderie Ward	McRAE Ruth	Independent
Murrumbidgee Council	Jerilderie Ward	SMITH Angelina (Gaila)	Independent
Murrumbidgee Council	Murrumbidgee East Ward	BLACK Robert	Independent
Murrumbidgee Council	Murrumbidgee East Ward	CHIRGWIN Christine	Independent
Murrumbidgee Council	Murrumbidgee East Ward	EVANS Austin	
Murrumbidgee Council	Murrumbidgee Ward	CURPHEY Robert	Independent
Murrumbidgee Council	Murrumbidgee Ward	GILBERT Gavin	Independent
Murrumbidgee Council	Murrumbidgee Ward	WELLS Phillip	Independent
Newcastle City Council	Ward 1	CHURCH John	Independent
Newcastle City Council	Ward 1	MACKENZIE John	The Greens
Newcastle City Council	Ward 1	WHITE Emma	Labor
Newcastle City Council	Ward 2	DUNCAN Carol	Labor
Newcastle City Council	Ward 2	ELLIOTT Kath	Independent
Newcastle City Council	Ward 2	LUKE Brad	Liberal
Newcastle City Council	Ward 3	BAARTZ Peta	Labor
Newcastle City Council	Ward 3	CLAUSEN Declan	Labor
Newcastle City Council	Ward 3	RUFO Andrea	Independent

Council	Ward	Successful Candidate	Party
Newcastle City Council	Ward 4	BYRNE Matthew	Labor
Newcastle City Council	Ward 4	DUNN Jason	Labor
Newcastle City Council	Ward 4	ROBINSON Allan	Independent
North Sydney Council	Tunks Ward	BARBOUR Stephen	Independent
North Sydney Council	Tunks Ward	CARR Tony	Independent
North Sydney Council	Tunks Ward	DRUMMOND Alanya	Independent
North Sydney Council	Victoria Ward	BEREGI Maryann	Independent
North Sydney Council	Victoria Ward	BRODIE Kathy	Independent
North Sydney Council	Victoria Ward	KEEN Jessica	Independent
North Sydney Council	Wollstonecraft Ward	BAKER Zoe	Independent
North Sydney Council	Wollstonecraft Ward	GUNNING Samuel	Liberal Democrats
North Sydney Council	Wollstonecraft Ward	MUTTON Ian	Independent
Northern Beaches Council	Curl Ward	REGAN Michael	Your Northern Beaches Independent Team
Northern Beaches Council	Curl Curl Ward	WALTON David	Liberal
Northern Beaches Council	Curl Curl Ward	WARREN Natalie	The Greens
Northern Beaches Council	Frenchs Forest Ward	HARRISON Roslyn	Your Northern Beaches Independent Team
Northern Beaches Council	Frenchs Forest Ward	PHILPOTT Penny	Your Northern Beaches Independent Team
Northern Beaches Council	Frenchs Forest Ward	SPROTT Stuart	Liberal
Northern Beaches Council	Manly Ward	BINGHAM Candy	Good For Manly
Northern Beaches Council	Manly Ward	DALEY Pat	Liberal
Northern Beaches Council	Manly Ward	GRATTAN Sarah	Your Northern Beaches Independent Team
Northern Beaches Council	Narrabeen Ward	AMON Rory	Liberal
Northern Beaches Council	Narrabeen Ward	DE LUCA Vincent	Independent

Council	Ward	Successful Candidate	Party
Northern Beaches Council	Narrabeen Ward	HEINS Sue	Your Northern Beaches Independent Team
Northern Beaches Council	Pittwater Ward	FERGUSON Kylie	Liberal
Northern Beaches Council	Pittwater Ward	McTAGGART Alex	Independent
Northern Beaches Council	Pittwater Ward	WHITE Ian	Your Northern Beaches Independent Team
Oberon Council		CAPEL Don	
Oberon Council		DONEY Ian	
Oberon Council		GIBBONS Kerry	
Oberon Council		KELLAM Mark	Independent
Oberon Council		LYON Brenda	Independent
Oberon Council		McCARTHY Clive	Independent
Oberon Council		McKECHNIE Mick	
Oberon Council		McKIBBIN Andrew	
Oberon Council		SAJOWITZ Kathy	Independent
Orange City Council		DUFFY Kevin	Independent
Orange City Council		HAMLING Jason	Independent
Orange City Council		McRAE Joanne	Independent
Orange City Council		MILETO Tony	Independent
Orange City Council		MUNRO Scott	Independent
Orange City Council		NUGENT Stephen	The Greens
Orange City Council		PREVITERA Mario	Shooters, Fishers And Farmers Party
Orange City Council		ROMANO Sam	Shooters, Fishers And Farmers Party
Orange City Council		TAYLOR Glenn	
Orange City Council		TURNER Russell	
Orange City Council		WHITTON Jeff	
Port Stephens Council	Central Ward	DOOHAN Chris	Independent
Port Stephens Council	Central Ward	SMITH Sarah	Independent
Port Stephens Council	Central Ward	TUCKER Steve	Independent
Port Stephens Council	East Ward	ABBOTT Jaimie	Independent
Port Stephens Council	East Ward	DUNKLEY Glen	Independent
Port Stephens Council	East Ward	NELL John	Independent
Port Stephens Council	West Ward	ARNOTT Giacomo	Country Labor
Port Stephens Council	West Ward	JORDAN Ken	Independent

Council	Ward	Successful Candidate	Party
Port Stephens Council	West Ward	LE MOTTEE Paul	Independent
Queanbeyan-Palerang Regional Council		BISCOTTI Michele	Independent
Queanbeyan-Palerang Regional Council		BRAY Peter	Independent
Queanbeyan-Palerang Regional Council		BROWN Brian	Country Labor
Queanbeyan-Palerang Regional Council		HARRISON Pete	Independent
Queanbeyan-Palerang Regional Council		HICKS Trevor	Independent
Queanbeyan-Palerang Regional Council		MARSHALL Peter	The Greens
Queanbeyan-Palerang Regional Council		NOVESKA Radmila	Country Labor
Queanbeyan-Palerang Regional Council		OVERALL Tim	Independent
Queanbeyan-Palerang Regional Council		SCHWEIKERT Mark	Liberal
Queanbeyan-Palerang Regional Council		TAYLOR Trudy	Independent
Queanbeyan-Palerang Regional Council		WINCHESTER Kenrick	Independent
Randwick City Council	Central Ward	ANDREWS Anthony	Independent
Randwick City Council	Central Ward	PARKER Dylan	Labor
Randwick City Council	Central Ward	SENG Ted	Liberal
Randwick City Council	East Ward	BOWEN Tony	Labor
Randwick City Council	East Ward	MATSON Murray	The Greens
Randwick City Council	East Ward	ROBERTS Brendan	Liberal
Randwick City Council	North Ward	HAMILTON Christie	Liberal
Randwick City Council	North Ward	NEILSON Kathy	Labor
Randwick City Council	North Ward	SHUREY Lindsay	The Greens
Randwick City Council	South Ward	DA ROCHA Carlos	Independent
Randwick City Council	South Ward	D'SOUZA Noel	Independent
Randwick City Council	South Ward	SAID Danny	Labor
Randwick City Council	West Ward	LUXFORD Alexandra	Labor
Randwick City Council	West Ward	STAVRINOS Harry	Liberal
Randwick City Council	West Ward	VEITCH Philipa	The Greens
Shellharbour City Council		CATTELL Nathan	Liberal
Shellharbour City Council		HAMILTON Moira	Labor
Shellharbour City Council		MARSH Kellie	Independent
Shellharbour City Council		MORAN Peter	Independent

Council	Ward	Successful Candidate	Party
Shellharbour City Council		MURRAY John	Independent
Shellharbour City Council		PETRESKI Robert	Labor
Shellharbour City Council		SALIBA Marianne	Labor
Snowy Monaro Regional Council		BEER Peter	Independent
Snowy Monaro Regional Council		CASTELLARI John	
Snowy Monaro Regional Council		CORBETT Rogan	Independent
Snowy Monaro Regional Council		EWART James (Boo)	Independent
Snowy Monaro Regional Council		HASLINGDEN Sue	Independent
Snowy Monaro Regional Council		LAST John	Independent
Snowy Monaro Regional Council		MASLIN Anne	
Snowy Monaro Regional Council		MINERS Lynley	Independent
Snowy Monaro Regional Council		OLD Brian	Independent
Snowy Monaro Regional Council		ROONEY John	Independent
Snowy Monaro Regional Council		STEWART Bob	Independent
Snowy Valleys Council		BENJAMIN Andriana	Independent
Snowy Valleys Council		CROSS Cate	Independent
Snowy Valleys Council		HAM Julia	Independent
Snowy Valleys Council		HAYES James	Independent
Snowy Valleys Council		ISSELMANN Margaret	Independent
Snowy Valleys Council		LARTER John	
Snowy Valleys Council		PRITCHARD Geoff	Independent
Snowy Valleys Council		SMIT Cor	Independent
Snowy Valleys Council		WRIGHT Bruce	Independent
Strathfield Municipal Council		BLACKMORE Matthew	Independent
Strathfield Municipal Council		DOUEIHI Antoine	Liberal
Strathfield Municipal Council		DUGGAN Maryanne	Labor

Council	Ward	Successful Candidate	Party
Strathfield Municipal Council		HALL Nella	Independent
Strathfield Municipal Council		KOKKOLIS Stephanie	Liberal
Strathfield Municipal Council		PENSABENE Karen	Labor
Strathfield Municipal Council		VACCARI Gulian	Liberal
The Council of the Municipality of Hunter's Hill	North Ward	COLLINS Ben	Liberal
The Council of the Municipality of Hunter's Hill	North Ward	KRASSOI Elizabeth	Independent
The Council of the Municipality of Hunter's Hill	North Ward	WILLIAMS Ross	Independent
The Council of the Municipality of Hunter's Hill	South Ward	McLAUGHLIN Justine	Independent
The Council of the Municipality of Hunter's Hill	South Ward	MILES Zac	Liberal
The Council of the Municipality of Hunter's Hill	South Ward	SANDERSON Jim	Independent
The Council of the Shire of Hornsby	Ward A	MARR Mick	Labor
The Council of the Shire of Hornsby	Ward A	TILBURY Nathan	Liberal
The Council of the Shire of Hornsby	Ward A	WADDELL Warren	Liberal
The Council of the Shire of Hornsby	Ward B	BROWNE Robert	Liberal
The Council of the Shire of Hornsby	Ward B	McINTOSH Janelle	Labor
The Council of the Shire of Hornsby	Ward B	NICITA Joseph	The Greens
The Council of the Shire of Hornsby	Ward C	DEL GALLEGGO Vince	Independent
The Council of the Shire of Hornsby	Ward C	HEYDE Emma	The Greens

Council	Ward	Successful Candidate	Party
The Council of the Shire of Hornsby	Ward C	HUTCHENCE Michael	Liberal
The Hills Shire Council	Central Ward	DE MASI Frank	Liberal
The Hills Shire Council	Central Ward	HAY Tony	Labor
The Hills Shire Council	Central Ward	RUSO Elizabeth	Liberal
The Hills Shire Council	East Ward	HASELDEN Alan	Liberal
The Hills Shire Council	East Ward	TRACEY Ryan	Labor
The Hills Shire Council	East Ward	UNO Samuel	Liberal
The Hills Shire Council	North Ward	COLLINS Brooke	Liberal
The Hills Shire Council	North Ward	GANGEMI Peter	Liberal
The Hills Shire Council	North Ward	PRESTON Robyn	Liberal
The Hills Shire Council	West Ward	HARTY Raymond	Labor
The Hills Shire Council	West Ward	JETHI Reena	Liberal
The Hills Shire Council	West Ward	THOMAS Mike	Liberal
Waverley Council	Bondi Ward	GOLTSMAN Leon	Liberal
Waverley Council	Bondi Ward	KANAK Dominic	The Greens
Waverley Council	Bondi Ward	WAKEFIELD John	Labor
Waverley Council	Hunter Ward	BETTS Sally	Liberal
Waverley Council	Hunter Ward	LEWIS Steven	Labor
Waverley Council	Hunter Ward	NEMESH Will	Liberal
Waverley Council	Lawson Ward	BURRILL Angela	Liberal
Waverley Council	Lawson Ward	KEENAN Elaine	The Greens
Waverley Council	Lawson Ward	MASSELOS Paula	Labor
Waverley Council	Waverley Ward	COPELAND George	The Greens
Waverley Council	Waverley Ward	KAY Tony	Liberal
Waverley Council	Waverley Ward	O'NEILL Marjorie	Labor
Willoughby City Council	Middle Harbour Ward	NORTON Wendy	Independent
Willoughby City Council	Middle Harbour Ward	ROZOS Angelo	Independent
Willoughby City Council	Middle Harbour Ward	RUTHERFORD Judith	Independent
Willoughby City Council	Naremburn Ward	COPPOCK Stuart	Independent
Willoughby City Council	Naremburn Ward	TUON Christine	Independent
Willoughby City Council	Naremburn Ward	WRIGHT Nic	Independent
Willoughby City Council	Sailors Bay Ward	ERIKSSON Hugh	Independent
Willoughby City Council	Sailors Bay Ward	FERNANDEZ Denis	Independent



Council	Ward	Successful Candidate	Party
Willoughby City Council	Sailors Bay Ward	ZHU Brendon	Independent
Willoughby City Council	West Ward	CAMPBELL Craig	Independent
Willoughby City Council	West Ward	MUSTACA Tony	Independent
Willoughby City Council	West Ward	SAVILLE Lynne	The Greens
Wollongong City Council	Ward 1	COLACINO Leigh	Liberal
Wollongong City Council	Ward 1	COX Mithra	The Greens
Wollongong City Council	Ward 1	KERSHAW Janice	Labor
Wollongong City Council	Ward 1	RIMMER Jenelle	Labor
Wollongong City Council	Ward 2	BLAKEY Cath	The Greens
Wollongong City Council	Ward 2	BROWN David	Labor
Wollongong City Council	Ward 2	BROWN Tania	Labor
Wollongong City Council	Ward 2	DORAHY John	Liberal
Wollongong City Council	Ward 3	CONNOR Chris	Labor
Wollongong City Council	Ward 3	FIGLIOMENI Dom	Independent
Wollongong City Council	Ward 3	KING Vicky	Labor
Wollongong City Council	Ward 3	WALTERS Cameron	Liberal
Woollahra Municipal Council	Bellevue Hill Ward	MAXWELL Nick	Liberal
Woollahra Municipal Council	Bellevue Hill Ward	REGAN Lucinda	Residents First
Woollahra Municipal Council	Bellevue Hill Ward	SHAPIRO Isabelle	Liberal
Woollahra Municipal Council	Cooper Ward	ELSING Luise	Residents First
Woollahra Municipal Council	Cooper Ward	MARANO Anthony	Liberal
Woollahra Municipal Council	Cooper Ward	McEWIN Megan	The Greens
Woollahra Municipal Council	Double Bay Ward	SHIELDS Richard	Liberal
Woollahra Municipal Council	Double Bay Ward	SILCOCKS Mark	Residents First
Woollahra Municipal Council	Double Bay Ward	ZELTZER Toni	Liberal
Woollahra Municipal Council	Paddington Ward	CAVANAGH Peter	Liberal
Woollahra Municipal Council	Paddington Ward	PRICE Harriet	Residents First
Woollahra Municipal Council	Paddington Ward	ROBERTSON Matthew	The Greens

Council	Ward	Successful Candidate	Party
Woollahra Municipal Council	Vaucluse Ward	CULLEN Claudia	Residents First
Woollahra Municipal Council	Vaucluse Ward	JARVIS Mary-Lou	Liberal
Woollahra Municipal Council	Vaucluse Ward	WYNNE Susan	Liberal

Note: Unaffiliated candidates had the option to have their status recorded as 'Independent' or left blank. This table reflects their choices.

## Appendix C: Candidates elected as Mayor, 2017 NSW Local Government Elections

Council	Successful Candidate	Party
Burwood Council	FAKER John	
City of Canada Bay Council	TSIREKAS Angelo	
The Council of the Municipality of Hunter's Hill	BENNETT Mark	Independent
The Hills Shire Council	BYRNE Michelle	
The Council of the Shire of Hornsby	RUDDOCK Philip	
Mosman Municipal Council	CORRIGAN Carolyn	
Newcastle City Council	NELMES Nuatali	
North Sydney Council	GIBSON Jilly	Independent
Orange City Council	KIDD Reg	Independent
Port Stephens Council	PALMER Ryan	Independent
Willoughby City Council	GILES-GIDNEY Gail	Independent
Wollongong City Council	BRADBERRY Gordon	Independent

## Appendix D: 2017 Local Government Elections - Councils with Mayoral elections

Council
Burwood Council
Canada Bay Council
City of Newcastle Council
City of Willoughby Council
City of Wollongong Council
The Council of the Shire of Hornsby
The Council of the Municipality of Hunter's Hill
Mosman Municipal Council
North Sydney Council
Orange City Council
Port Stephens Council
The Hills Shire Council

## Appendix E: 2017 Local Government Elections - Elections per Council

Council	Councillor	Mayor	Referenda	Poll	Total
Armidale Regional Council	1	0	0	0	1
Bathurst Regional Council	1	0	0	0	1
Bayside Council	5	0	0	0	5
Blayney Council	1	0	0	0	2
Burwood Council	1	1	0	0	2
Cabonne Council	1	0	1	0	2
Canada Bay Council	1	1	0	0	2
Canterbury-Bankstown Council	5	0	0	0	5
Central Coast Council	5	0	0	0	5
City of Parramatta Council	5	0	0	0	5
City of Randwick Council	5	0	0	0	5
City of Ryde Council	3	0	0	0	3
City of Shellharbour Council	1	0	2	0	3
City of Willoughby Council	4	1	0	0	5
City of Wollongong Council	3	1	0	0	4
Cootamundra-Gundagai Regional Council	1	0	0	0	1
Cumberland Council	5	0	0	1	6
Dubbo Regional Council	5	0	0	0	5
Dungog Council	3	0	2	4	9
Edward River Council	1	0	0	0	1
Federation Council	1	0	0	0	1
Georges River Council	5	0	0	0	5
Hilltops Council	1	0	0	0	1
The Council of the Shire of Hornsby	3	1	0	0	3
The Council of the Municipality of Hunter's Hill	2	1	0	0	2
Inner West Council	5	0	0	0	5
Ku-ring-gai Council	5	0	0	0	5
Lane Cove Municipal Council	3	0	0	0	3
Mid-Coast Council	1	0	0	0	1
Mosman Municipal Council	1	1	0	0	2
Murray River Council	3	0	0	0	3
Murrumbidgee Council	3	0	0	0	3
Newcastle City Council	4	1	0	0	5
North Sydney Council	3	1	1	0	5
Northern Beaches Council	5	0	0	0	5
Oberon Council	1	0	0	0	1
Orange City Council	1	1	0	0	2
Port Stephens Council	3	1	0	0	4

Council	Councillor	Mayor	Referenda	Poll	Total
Queanbeyan-Palerang Regional Council	1	0	0	0	1
Snowy Monaro Regional Council	1	0	0	0	1
Snowy Valleys Council	1	0	0	0	1
Strathfield Municipal Council	1	0	0	0	1
The Hills Shire Council	4	1	0	0	5
Waverley Council	4	0	0	0	4
Woollahra Council	5	0	0	0	5
<b>Total</b>	<b>124</b>	<b>12</b>	<b>6</b>	<b>5</b>	<b>146</b>

## Appendix F: 2017 Local Government Elections Referenda

Council	Total Votes	Referendum Question	Result
Cabonne Council	8,391	Do you favour reducing councillor numbers from twelve (12) to nine (9)?	Passed
Dungog Shire Council	6,040	Dungog Shire Council currently has nine (9) Councillors with the Mayor elected by the Councillors. Do you approve of the popular election of the Mayor with seven (7) Councillors including the Mayor?	Passed
Dungog Shire Council	6,038	Do you approve of the abolition of wards?	Not Passed
North Sydney Council	34,376	Do you favour election of the Mayor by Councillors for a term of two years?	Passed
Shellharbour City Council	43,660	The Mayor of City of Shellharbour Council is currently elected annually by the seven (7) Councillors. Do you favour the election of the Mayor by the voters of City of Shellharbour for a four year term which necessitates an increase in the number of Councillors by one (1)? This will result in a total of nine (9) elected representatives made up of one (1) Mayor and eight (8) Councillors.	Passed
Shellharbour City Council	43,681	Currently the City of Shellharbour Local Government Area has no Ward structure. Do you favour the City of Shellharbour Local Government Area being comprised of Wards?	Passed

## Appendix G: 2017 Local Government Elections Non-resident enrolment numbers by Council

Council	Non-resident electors
Armidale Regional Council	3
Bathurst Regional Council	13
Bayside Council	8
Blayney Shire Council	5
Burwood Council	8
Cabonne Council	4
Canada Bay Council	7
Canterbury-Bankstown Council	1
Central Coast Council	7
Cootamundra-Gundagai Regional Council	2
Cumberland Council	9
Dubbo Regional Council	4
Dungog Shire Council	3
Edward River Council	0
Federation Council	10
Georges River Council	4
Hilltops Council	7
The Council of the Shire of Hornsby	6
The Council of the Municipality of Hunter's Hill	1
Inner West Council	79
Ku-ring-gai Council	1
Lane Cove Municipal Council	5
Mid-Coast Council	30
Mosman Municipal Council	3
Murray River Council	7
Murrumbidgee Council	0
Newcastle City Council	10
North Sydney Council	11
Northern Beaches Council	9
Oberon Council	6
Orange City Council	25
City of Parramatta Council	19
Port Stephens Council	3
Queanbeyan-Palerang Regional Council	16
Randwick City Council	2
Council of the City of Ryde	6
Shellharbour City Council	0
Snowy Monaro Regional Council	8

Council	Non-resident electors
Snowy Valleys Council	20
Strathfield Municipal Council	2
The Hills Shire Council	2
Waverley Council	4
Willoughby City Council	3
Wollongong City Council	13
Woollahra Municipal Council	3



## Appendix H: 2017 Local Government Elections Regions, Stand Alone Elections and Location of Returning Offices

Local Government Elections Region Name	Councils in Region	Location of Returning Officer's Office
Bathurst Region	Bathurst Regional Council, Blayney Shire Council, Oberon Council	Bathurst Region Returning Officer's Office 250 Howick Street Bathurst NSW 2795
Burwood Region	Burwood Council, Canada Bay Council, Strathfield Municipal Council	Burwood Region Returning Officer's Office Level 1, 2 Conder Street Burwood NSW 2134
Orange Region	Cabonne Council, Orange City Council	Orange Region Returning Officer's Office 123-125 Moulder Street Orange NSW 2800

Stand Alone Councils	Location of Returning Officer's Office
Armidale Regional Council	Armidale Returning Officer's Office 122 Faulkner Street Armidale NSW 2350
Bayside Council	Bayside Returning Officer's Office 1007 Botany Road Mascot NSW 2020
Canterbury-Bankstown Council	Canterbury-Bankstown Returning Officer's Office Level 1, 194-198 Lakemba Street Lakemba NSW 2195
Central Coast Council	Central Coast Returning Officer's Office 2/1 Reliance Drive Tuggerah NSW 2259
Cootamundra-Gundagai Regional Council	Cootamundra-Gundagai Returning Officer's Office 88 Parker Street Cootamundra NSW 2590
Cumberland Council	Cumberland Returning Officer's Office 17 Northumberland Road Auburn NSW 2144
Dubbo Regional Council	Dubbo Returning Office's Office 88-90 Macquarie Street Dubbo NSW 2830

Stand Alone Councils	Location of Returning Officer's Office
Dungog Shire Council	Dungog Returning Officer's Office Dungog Council Chambers, 198 Dowling Street Dungog NSW 2420
Edward River Council	Edward River Returning Officer's Office Deniliquin Multi-Arts Centre, 58 Cressy Street Deniliquin NSW 2710
Federation Council	Federation Returning Officer's Office 231 Sanger Street Corowa NSW 2646
Georges River Council	Georges River Returning Officer's Office Level 2, 2 Belgrave Street Kogarah NSW 2217
Hilltops Council	Hilltops Returning Officer's Office 71 Lynch Street Young NSW 2594
The Council of the Shire of Hornsby	Hornsby Returning Officer's Office Level 2, 185 Peats Ferry Road Hornsby NSW 2077
The Council of the Municipality of Hunter's Hill	Hunter's Hill Returning Officer's Office 9 Church Street Hunters Hill NSW 2110
Inner West Council	Inner West Returning Officer's Office 373-383 Illawarra Road Marrickville NSW 2204
Ku-ring-gai Council	Ku-ring-gai Returning Officer's Office Level 1, 828 Pacific Highway Gordon NSW 2072
Lane Cove Municipal Council	Lane Cove Returning Officer's Office Lane Cove Council, 48 Longueville Road Lane Cove NSW 2066
Mid-Coast Council	Mid-Coast Returning Officer's Office Stocklands, Shop 16, 3-17 Breese Parade Forster NSW 2428
Mosman Municipal Council	Mosman Returning Officer's Office 4 Bond Street Mosman NSW 2088

Stand Alone Councils	Location of Returning Officer's Office
Murray River Council	Murray River Returning Officer's Office 35 Mellool Street Barham NSW 2732
Murrumbidgee Council	Murrumbidgee Returning Officer's Office CWA Hall, 37-39 Carrington Street Darlington Point NSW 2706
Newcastle City Council	Newcastle Returning Officer's Office 473 Hunter Street Newcastle NSW 2300
North Sydney Council	North Sydney Returning Officer's Office Level 3, 1 James Place North Sydney NSW 2060
Northern Beaches Council	Northern Beaches Returning Officer's Office Unit 2, 192 Harbord Road Brookvale NSW 2100
City of Parramatta Council	Parramatta Returning Officer's Office Parramatta Town Hall, 182 Church Street Parramatta NSW 2150
Port Stephens Council	Port Stephens Returning Officer's Office 72 Port Stephens Street Raymond Terrace NSW 2324
Queanbeyan-Palerang Regional Council	Queanbeyan-Palerang Returning Officer's Office 1-5 Morisset Street (entrance via Morisset Street car park) Queanbeyan NSW 2620
Randwick City Council	Randwick Returning Officer's Office Randwick Town Hall, 90 Avoca Street Randwick NSW 2031
Council of the City of Ryde	Ryde Returning Officer's Office Ryde Bowling Club, 11 Blaxland Road Ryde NSW 2112
Shellharbour City Council	Shellharbour Returning Officer's Office Old Council Chambers, 172 Shellharbour Road Warilla NSW 2528
Snowy Monaro Regional Council	Snowy Monaro Returning Officer's Office 88 Vale Street Cooma NSW 2630

Stand Alone Councils	Location of Returning Officer's Office
Snowy Valleys Council	Snowy Valleys Returning Officer's Office 31-33 Wynyard Street Tumut NSW 2720
The Hills Shire Council	The Hills Returning Officer's Office Level 2, 72-74 Cecil Avenue Castle Hill NSW 2154
Waverley Council	Waverley Returning Officer's Office Waverley Park Pavilion Waverley Oval, 49C Bondi Road Bondi Junction NSW 2022
Willoughby City Council	Willoughby Returning Officer's Office Unit 7, 12-18 Clarendon Street Artarmon NSW 2064
Wollongong City Council	Wollongong Returning Officer's Office 32-34 Auburn Street Wollongong NSW 2500
Woollahra Municipal Council	Woollahra Returning Officer's Office Sherbrooke Avenue Double Bay NSW 2021

## Appendix I: Declaration dates and times of election results

Council	Election	Date and Time Declared
Armidale Regional Council	Councillor	16/09/2017 17:57
Bathurst Regional Council	Councillor	15/09/2017 12:18
Bayside Council - Bexley Ward	Councillor	16/09/2017 11:37
Bayside Council - Botany Bay Ward	Councillor	15/09/2017 18:54
Bayside Council - Mascot Ward	Councillor	16/09/2017 10:54
Bayside Council - Port Botany Ward	Councillor	15/09/2017 18:58
Bayside Council - Rockdale Ward	Councillor	15/09/2017 19:03
Blayney Shire Council	Councillor	14/09/2017 21:52
Burwood Council	Councillor	17/09/2017 14:11
Burwood Council	Mayoral	16/09/2017 14:20
Cabonne Council	Councillor	14/09/2017 15:03
City of Canada Bay Council	Councillor	17/09/2017 14:07
City of Canada Bay Council	Mayoral	16/09/2017 09:43
Canterbury-Bankstown Council - Bankstown Ward	Councillor	16/09/2017 11:40
Canterbury-Bankstown Council - Bass Hill Ward	Councillor	17/09/2017 11:20
Canterbury-Bankstown Council - Canterbury Ward	Councillor	16/09/2017 11:50
Canterbury-Bankstown Council - Revesby Ward	Councillor	17/09/2017 11:16
Canterbury-Bankstown Council - Roselands Ward	Councillor	17/09/2017 10:44
Central Coast Council - Budgewoi Ward	Councillor	17/09/2017 16:12
Central Coast Council - Gosford East Ward	Councillor	16/09/2017 16:22
Central Coast Council - Gosford West Ward	Councillor	16/09/2017 17:18
Central Coast Council - The Entrance Ward	Councillor	17/09/2017 15:56
Central Coast Council - Wyong Ward	Councillor	17/09/2017 17:22
Cootamundra-Gundagai Regional Council	Councillor	16/09/2017 13:51
Cumberland Council - Granville Ward	Councillor	16/09/2017 16:54
Cumberland Council - Greystanes Ward	Councillor	18/09/2017 18:27
Cumberland Council - Regents Park Ward	Councillor	16/09/2017 14:51
Cumberland Council - South Granville Ward	Councillor	17/09/2017 09:58
Cumberland Council - Wentworthville Ward	Councillor	17/09/2017 09:41
Dubbo Regional Council - Dubbo Central Ward	Councillor	15/09/2017 10:13
Dubbo Regional Council - Dubbo East Ward	Councillor	15/09/2017 11:27
Dubbo Regional Council - Dubbo North Ward	Councillor	15/09/2017 16:28
Dubbo Regional Council - Dubbo South Ward	Councillor	15/09/2017 15:38
Dubbo Regional Council - Wellington Ward	Councillor	15/09/2017 15:57
Dungog Shire Council - A Ward	Councillor	14/09/2017 12:19
Dungog Shire Council - B Ward	Councillor	14/09/2017 12:20
Dungog Shire Council - C Ward	Councillor	14/09/2017 12:21
Edward River Council	Councillor	14/09/2017 11:15
Federation Council	Councillor	14/09/2017 13:58
Georges River Council - Blakehurst Ward	Councillor	16/09/2017 16:11
Georges River Council - Hurstville Ward	Councillor	16/09/2017 08:45

Council	Election	Date and Time Declared
Georges River Council - Kogarah Bay Ward	Councillor	16/09/2017 10:33
Georges River Council - Mortdale Ward	Councillor	16/09/2017 11:43
Georges River Council - Peakhurst Ward	Councillor	16/09/2017 16:20
Hilltops Council	Councillor	16/09/2017 09:21
The Council of the Shire of Hornsby - Ward A	Councillor	17/09/2017 14:47
The Council of the Shire of Hornsby - Ward B	Councillor	17/09/2017 15:49
The Council of the Shire of Hornsby - Ward C	Councillor	18/09/2017 15:21
The Council of the Shire of Hornsby	Mayoral	16/09/2017 15:35
The Council of the Municipality of Hunter's Hill - North Ward	Councillor	16/09/2017 10:36
The Council of the Municipality of Hunter's Hill - South Ward	Councillor	16/09/2017 09:52
The Council of the Municipality of Hunter's Hill	Mayoral	14/09/2017 14:40
Inner West Council - Ashfield Ward	Councillor	16/09/2017 11:12
Inner West Council - Balmain Ward	Councillor	16/09/2017 18:34
Inner West Council - Leichhardt Ward	Councillor	16/09/2017 14:24
Inner West Council - Marrickville Ward	Councillor	16/09/2017 12:04
Inner West Council - Stanmore Ward	Councillor	16/09/2017 19:46
Ku-ring-gai Council - Comenarra Ward	Councillor	16/09/2017 11:21
Ku-ring-gai Council - Gordon Ward	Councillor	16/09/2017 11:18
Ku-ring-gai Council - Roseville Ward	Councillor	17/09/2017 11:34
Ku-ring-gai Council - St Ives Ward	Councillor	15/09/2017 19:52
Ku-ring-gai Council - Wahroonga Ward	Councillor	17/09/2017 09:34
Lane Cove Municipal Council - Central Ward	Councillor	16/09/2017 17:23
Lane Cove Municipal Council - East Ward	Councillor	15/09/2017 15:34
Lane Cove Municipal Council - West Ward	Councillor	15/09/2017 12:54
Mid-Coast Council	Councillor	18/09/2017 15:20
Mosman Municipal Council	Councillor	16/09/2017 19:29
Mosman Municipal Council	Mayoral	15/09/2017 17:33
Murray River Council - Greater Murray Ward	Councillor	14/09/2017 12:01
Murray River Council - Greater Wakool Ward	Councillor	14/09/2017 12:04
Murray River Council - Moama Ward	Councillor	14/09/2017 12:06
Murrumbidgee Council - Jerilderie Ward	Councillor	09/09/2017 18:00
Murrumbidgee Council - Murrumbidgee East Ward	Councillor	09/09/2017 18:00
Murrumbidgee Council - Murrumbidgee Ward	Councillor	13/09/2017 18:25
Newcastle City Council - Ward 1	Councillor	17/09/2017 14:37
Newcastle City Council - Ward 2	Councillor	17/09/2017 14:38
Newcastle City Council - Ward 3	Councillor	17/09/2017 14:39
Newcastle City Council - Ward 4	Councillor	16/09/2017 10:15
Newcastle City Council	Mayoral	16/09/2017 11:48
North Sydney Council - Tunks Ward	Councillor	17/09/2017 10:11
North Sydney Council - Victoria Ward	Councillor	17/09/2017 15:46

Council	Election	Date and Time Declared
North Sydney Council - Wollstonecraft Ward	Councillor	17/09/2017 10:37
North Sydney Council	Mayoral	15/09/2017 16:16
Northern Beaches Council - Curl Curl Ward	Councillor	16/09/2017 15:10
Northern Beaches Council - Frenchs Forest Ward	Councillor	16/09/2017 15:33
Northern Beaches Council - Manly Ward	Councillor	16/09/2017 19:34
Northern Beaches Council - Narrabeen Ward	Councillor	16/09/2017 15:36
Northern Beaches Council - Pittwater Ward	Councillor	17/09/2017 15:38
Oberon Council	Councillor	15/09/2017 11:30
Orange City Council	Councillor	16/09/2017 09:30
Orange City Council	Mayoral	14/09/2017 21:33
City of Parramatta Council - Dundas Ward	Councillor	17/09/2017 10:39
City of Parramatta Council - Epping Ward	Councillor	16/09/2017 11:26
City of Parramatta Council - North Rocks Ward	Councillor	17/09/2017 10:41
City of Parramatta Council - Parramatta Ward	Councillor	19/09/2017 17:03
City of Parramatta Council - Rosehill Ward	Councillor	16/09/2017 11:23
Port Stephens Council - Central Ward	Councillor	17/09/2017 11:44
Port Stephens Council - East Ward	Councillor	17/09/2017 14:03
Port Stephens Council - West Ward	Councillor	17/09/2017 11:59
Port Stephens Council	Mayoral	16/09/2017 10:11
Queanbeyan-Palerang Regional Council -	Councillor	15/09/2017 11:39
Randwick City Council - Central Ward	Councillor	16/09/2017 10:07
Randwick City Council - East Ward	Councillor	16/09/2017 11:54
Randwick City Council - North Ward	Councillor	16/09/2017 15:02
Randwick City Council - South Ward	Councillor	16/09/2017 10:21
Randwick City Council - West Ward	Councillor	16/09/2017 15:41
Council of the City of Ryde - Central Ward	Councillor	16/09/2017 14:54
Council of the City of Ryde - East Ward	Councillor	16/09/2017 15:38
Council of the City of Ryde - West Ward	Councillor	16/09/2017 09:56
Shellharbour City Council	Councillor	17/09/2017 11:38
Snowy Monaro Regional Council	Councillor	16/09/2017 10:48
Snowy Valleys Council	Councillor	15/09/2017 13:15
Strathfield Municipal Council	Councillor	16/09/2017 14:33
The Hills Shire Council - Central Ward	Councillor	16/09/2017 15:39
The Hills Shire Council - East Ward	Councillor	16/09/2017 10:19
The Hills Shire Council - North Ward	Councillor	16/09/2017 11:50
The Hills Shire Council - West Ward	Councillor	16/09/2017 17:11
The Hills Shire Council	Mayoral	15/09/2017 09:24
Waverley Council - Bondi Ward	Councillor	17/09/2017 10:23
Waverley Council - Hunter Ward	Councillor	17/09/2017 10:57
Waverley Council - Lawson Ward	Councillor	15/09/2017 19:52
Waverley Council - Waverley Ward	Councillor	16/09/2017 10:53
Willoughby City Council - Middle Harbour Ward	Councillor	16/09/2017 18:39

Council	Election	Date and Time Declared
Willoughby City Council - Naremburn Ward	Councillor	16/09/2017 18:56
Willoughby City Council - Sailors Bay Ward	Councillor	16/09/2017 19:28
Willoughby City Council - West Ward	Councillor	16/09/2017 19:09
Willoughby City Council	Mayoral	14/09/2017 15:09
Wollongong City Council - Ward 1	Councillor	18/09/2017 10:32
Wollongong City Council - Ward 2	Councillor	18/09/2017 10:43
Wollongong City Council - Ward 3	Councillor	18/09/2017 11:11
Wollongong City Council	Mayoral	17/09/2017 09:52
Woollahra Municipal Council - Bellevue Hill Ward	Councillor	16/09/2017 15:07
Woollahra Municipal Council - Cooper Ward	Councillor	16/09/2017 14:15
Woollahra Municipal Council - Double Bay Ward	Councillor	16/09/2017 13:11
Woollahra Municipal Council - Paddington Ward	Councillor	16/09/2017 13:31
Woollahra Municipal Council - Vaucluse Ward	Councillor	16/09/2017 13:21



## Appendix J: 2017 Local Government Elections Political Parties Registered and Participating

### State Registered Parties

Registered Party Name
Animal Justice Party
Australian Cyclists Party
Australian Labor Party (NSW Branch)
Building Australia Party
Christian Democratic Party (Fred Nile Group)
Country Labor Party
The Liberal Party of Australia, New South Wales Division
National Party of Australia - NSW
No Parking Meters Party
Shooters, Fishers and Farmers Party
Socialist Alliance
The Greens
Voluntary Euthanasia Party (NSW)

### Local Government Registered Parties

Registered Party Name
Albury Citizens and Ratepayers Movement
Australia First Party (NSW) Incorporated (Councils)
Bob Thompson's Independent Team
Clover Moore Independent Team
Community First Team
Community Service "Environment" Save Campbelltown Koalas
Cumberland Independents
Democratic Labour Party
Eurobodalla Ratepayers Action
Good for Manly
Independent Community Voice
Kogarah Residents' Association
Lake Mac Independents
Liberal Democratic Party
Liverpool Community Independents Team
Lorraine Wearne Independents
Manly Independents - Putting Residents First
Our Local Community
Our Sustainable Future

Registered Party Name
Residents Action Group Cumberland
Residents First Woollahra
Residents for Mosman
Save Tuggerah Lakes
Serving Mosman
Shoalhaven Independents Group
Sustainable Development Party
Sydney Matters Independent Team
The Local Independent Party
Totally Locally Committed Party
Your North Sydney Community Independent Team
Your Northern Beaches Independent Team

## Appendix K: 2017 Local Government Elections Languages spoken by Election Officials

Language spoken	Number of Election Officials speaking this language
African - other language	2
Afrikaans	5
Akan	1
Arabic	159
Armenian	6
Assyrian	9
Australian Sign Language	7
Bengali	43
Bosnian	8
Bulgarian	1
Burmese	3
Cantonese	367
Chinese	2
Chinese Pidgin English	2
Creole	3
Croatian	44
Czech	3
Danish	3
Dari	317
Dinka	1
Dutch	6
English	2
Estonian	2
Ewe	1
Fijian	1
Filipino	96
French	107
German	71
Greek	83
Gujarati	20
Hakka Chinese	1
Hazaragi	1
Hebrew	6
Hindi	180
Hokkien Chinese	6
Hungarian	8

Language spoken	Number of Election Officials speaking this language
Indonesian	60
Irish	1
Italian	118
Japanese	22
Javanese	1
Kannada	5
Khmer	14
Konkani	1
Korean	23
Krio	3
Lao	2
Latvian	1
Lithuanian	1
Macedonian	37
Malay	7
Malayalam	6
Maltese	20
Maori	1
Marathi	4
Nefamese	2
Nepali	2
Norwegian	3
Old Spanish	1
Pangasinan	1
Persian	34
Polish	18
Portuguese	22
Punjabi	41
Romanian	3
Russian	31
Samoan	4
Serbian	35
Sindhi	2
Sinhala	16
Slovak	4
Slovenian	2
Spanish	122
Sundanese	2
Susu	1
Swahili	2

Language spoken	Number of Election Officials speaking this language
Swedish	6
Takestani	1
Tamil	75
Telugu	10
Teochew Chinese	10
Thai	11
Tibetan	2
Tok Pisin	2
Tongan	1
Turkish	16
Ukrainian	2
Urdu	21
Vietnamese	148
Welsh	1
Wu Chinese	7
Zulu	1

## Appendix L: 2017 Local Government Elections State-wide Advertising Campaign

### Press ads artwork

*Press advertisement: Is Your Council Having an Election?*



**IS YOUR COUNCIL  
HAVING AN ELECTION?**

**The second round of NSW Council Elections are on  
Saturday, 9 September.**

Not all councils are having elections as around half had their elections in September last year.

**Voting is compulsory in areas conducting elections and fines apply for not voting. So if you're not sure if your council is having an election, and if you need to vote, it's important you check the website or call us to make sure.**


**To find out visit [www.votensw.info](http://www.votensw.info) or call 1300 135 736.**

For enquiries in languages other than English, call our interpreting service on **13 14 50**.  
For hearing or speech impaired enquiries call us via the National Relay Service on **13 36 77**.

**YOUR COUNCIL.  
YOUR LIFE.  
YOUR VOTE.**

 electoral  
commission NSW

Authorised by John Schmidt, NSW Electoral Commissioner, Level 25, 201 Kent Street Sydney, NSW, 2000.



## **VOTE FOR YOU. HAVE YOUR SAY EARLY IF YOU'RE AWAY.**

### **NSW Local Council Elections are on Saturday, 9 September.**

On election day you must vote at a polling place within your council area or ward. There is no out of area or internet voting at council elections. But if you can't vote at a local polling place, you can still vote.

**Vote early:** at your local pre-poll voting centre from Monday, 28 August 2017 to Friday, 8 September 2017. For locations visit our website or call us.

**Vote by post:** apply for a postal vote online or request one by calling us. You must lodge a completed form by 5pm Monday, 4 September 2017.

**Not all councils are holding elections on 9 September.  
To check whether you need to vote visit our website or call us.**

**VOTING IS COMPULSORY IN ALL AREAS CONDUCTING ELECTIONS.  
FINES APPLY FOR NOT VOTING.**

**For information visit [www.votensw.info](http://www.votensw.info) or call 1300 135 736.**

For enquiries in languages other than English, call our interpreting service on **13 14 50**.

For hearing or speech impaired enquiries call us via the National Relay Service on **13 36 77**.

**YOUR COUNCIL.  
YOUR LIFE.  
YOUR VOTE.**

 **electoral**  
commission NSW

Authorised by John Schmidt, NSW Electoral Commissioner, Level 25, 201 Kent Street Sydney, NSW, 2000.

# REGISTER YOUR ELECTORAL MATERIAL.

## NSW Council Elections Saturday, 9 September 2017.

All electoral material (including how to vote cards) to be distributed on election day, Saturday, 9 September 2017, by any person or organisation, including candidates, groups or registered political parties, must be registered.

Information on registering electoral material is available in the Handbook for Parties, Groups, Candidates and Scrutineers on the NSW Electoral Commission website.

Applications can be made between Wednesday, 9 August and 5pm, Friday 1 September 2017. Material received after the deadline will not be considered.

Applications should be lodged via the online registration system on the NSWEC website **[www.votensw.info](http://www.votensw.info)**.

Electoral material distributed before election day is not required to be registered but must comply with electoral legislation.

**For information visit [www.votensw.info](http://www.votensw.info) or call 1300 088 942.**

**Note:** The NSW Electoral Commission is not managing the elections for all councils. For further information visit our website or call us.

For enquiries in languages other than English, call our interpreting service on **13 14 50**.  
For hearing or speech impaired enquiries call us via the National Relay Service on **13 36 77**.

**Y□UR COUNCIL.  
Y□UR LIFE.  
Y□UR VOTE.**

 **electoral**  
commission NSW

Authorised by John Schmidt, NSW Electoral Commissioner, Level 25, 201 Kent Street Sydney, NSW, 2000.



# VOTE AT SYDNEY TOWN HALL.

## NSW Council Elections Saturday, 9 September 2017.

If you can't vote at a polling place in your council (or ward) area on election day you can vote early, or on election day, at Sydney Town Hall.

Sydney Town Hall is the only polling place where you can vote for all councils holding elections (with the exception of Maitland). Otherwise you must vote within your local area.

**Not all councils are having elections on 9 September.**

**To check whether you need to vote visit our website or call us.**

**Voting is available in the Marconi Room** (entry from Druitt Street) **on the following days. See the website for opening times.**

**Monday, 28 August to Saturday, 2 September**

**Monday, 4 September to Friday, 8 September**

**Election day, Saturday, 9 September**

Voting at Sydney Town Hall is wheelchair accessible.

**VOTING IS COMPULSORY IN ALL AREAS CONDUCTING ELECTIONS.  
FINES APPLY FOR NOT VOTING.**

**For information visit [www.votensw.info](http://www.votensw.info) or call 1300 135 736.**

For enquiries in languages other than English, call our interpreting service on **13 14 50**.

For hearing or speech impaired enquiries call us via the National Relay Service on **13 36 77**.

**YOUR COUNCIL.  
YOUR LIFE.  
YOUR VOTE.**

 **electoral**  
commission nsw

Authorised by John Schmidt, NSW Electoral Commissioner, Level 25, 201 Kent Street Sydney, NSW, 2000.

Press advertisement: Remember to Vote



## **VOTE FOR YOU. REMEMBER TO VOTE THIS SATURDAY.**

**NSW Local Council election day is Saturday, 9 September.**

**It's your chance to vote for what's important to you locally.**

On Saturday, you must vote at a polling place in your Council or ward area between 8am and 6pm.

If you can't vote on Saturday you can vote early until 6pm this Friday, 8 September at your local pre-poll voting centre.

**Not all councils are holding elections this Saturday.**

**To check whether you need to vote visit our website or call us.**

**VOTING IS COMPULSORY IN ALL AREAS CONDUCTING ELECTIONS.  
FINES APPLY FOR NOT VOTING.**

**For information visit [www.votensw.info](http://www.votensw.info) or call 1300 135 736.**

For enquiries in languages other than English, call our interpreting service on **13 14 50**.

For hearing or speech impaired enquiries call us via the National Relay Service on **13 36 77**.

**YOUR COUNCIL.  
YOUR LIFE.  
YOUR VOTE.**

 **electoral**  
commission NSW

Authorised by John Schmidt, NSW Electoral Commissioner, Level 25, 201 Kent Street Sydney, NSW, 2000.

*Social media advertising*

*Facebook*

*Facebook advertisement 1: Is Your Council Having an Election?*



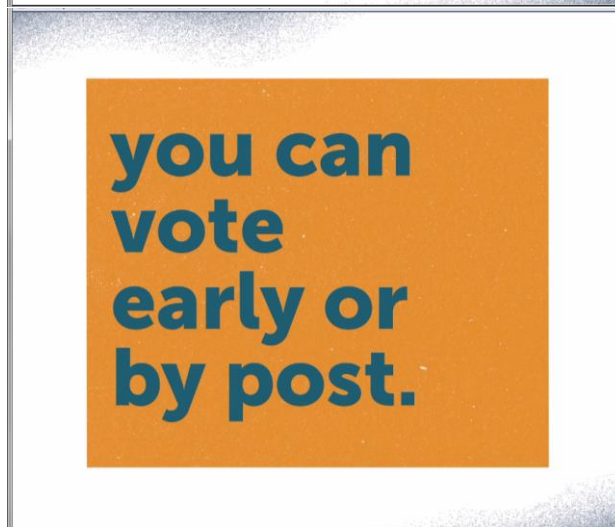
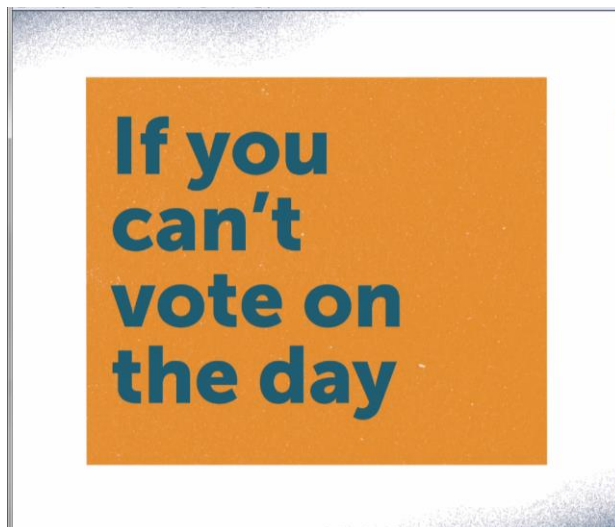
**Is your  
Council  
having an  
election?**

**Click the  
link above  
to find  
out more.**



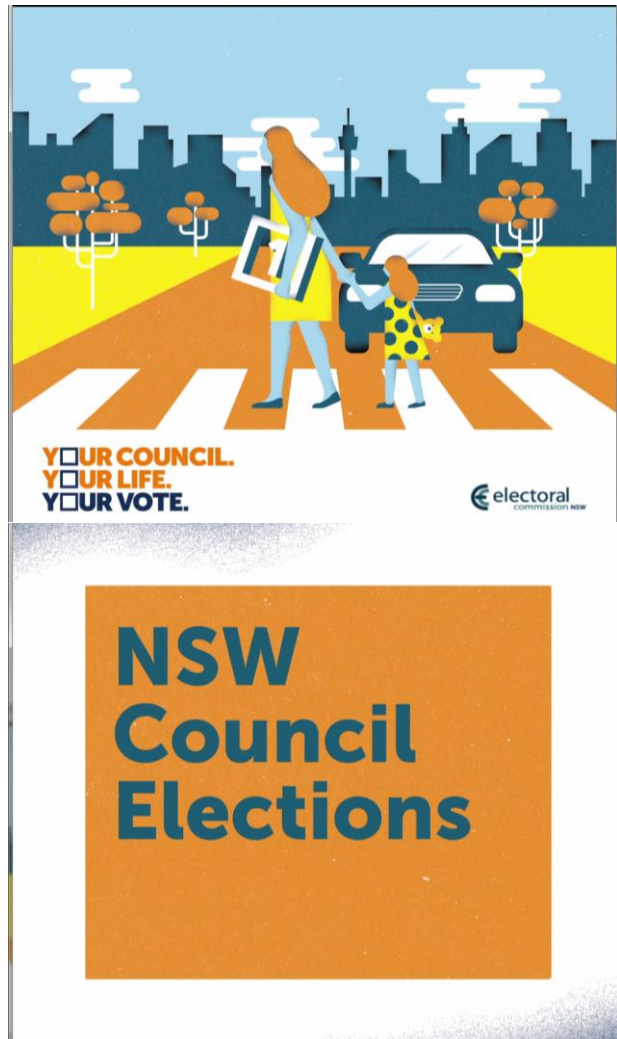
*Facebook advertisement 2: Pre-Poll & Postal Voting*







Facebook advertisement 3: Remember to Vote





**This  
Saturday  
9th Sept.**



**If your  
Council's  
having an  
election**





## Appendix M: 2017 Local Government Elections State-wide Advertising Campaign

Message		Timing	Media Utilised
Enrolment			
Press	1 burst	Week 8 prior to election	Newspapers: Sydney Morning Herald, Daily Telegraph, 14 Sydney suburban, 28 regional.
Is your council holding an election?			
Press	3 bursts	Week 5 & 1 prior to election	Newspapers: Sydney Morning Herald, Daily Telegraph, 7 Sydney suburban, 11 regional. 6 regional magazines (inserted into multiple regional newspapers), 15 Community Language
Radio	2bursts	Week 5 & 1 prior to election	Stations: 11 x Sydney Metro, 29 regional, 14 Indigenous, 18 community languages, Radio print handicapped.
Digital Display and Social (Facebook)	Continuous	Week 5 to 1 prior to election	Geo-targeted, continuous (incl. 5 community language for Facebook)
Postal and Prepoll			
Press	2 bursts	Week 2 & 4 prior to election	Newspapers: Sydney Morning Herald, Daily Telegraph, 16 Sydney Suburban, 32 regional, 15 community language.
Radio	2 bursts	Week 4 & 2 prior to election	Stations: 11 x Sydney Metro, 31 Regional, 8 Indigenous, 18 community languages, Radio print handicapped
Digital Display and Social (Facebook)	Continuous	Week 5 to 2 prior to election	Geo-targeted, continuous (incl. 5 community languages for Facebook)
Register Electoral Material			

Message		Timing	Media Utilised
Press	1 burst	Week 5 prior to election	Sydney Morning Herald, Daily Telegraph
Sydney Town Hall			
Press	1 burst	Week 1 & 2 prior to election	Sydney Morning Herald, Daily Telegraph
Remember To Vote			
Press	1 burst	Week 1 prior to election	Newspapers: Sydney Morning Herald, Daily Telegraph, 16 Sydney suburban, 32 regional, 14 community language.
Radio	1 burst	Week 1 prior to election	Stations: 11 x Sydney Metro, 31 regional radio, 8 indigenous, 18 community languages, Radio print handicapped
Digital Display and Social (Facebook)	Continuous	Week 1 prior to election	Geo-targeted, continuous (incl. 5 community language for Facebook)